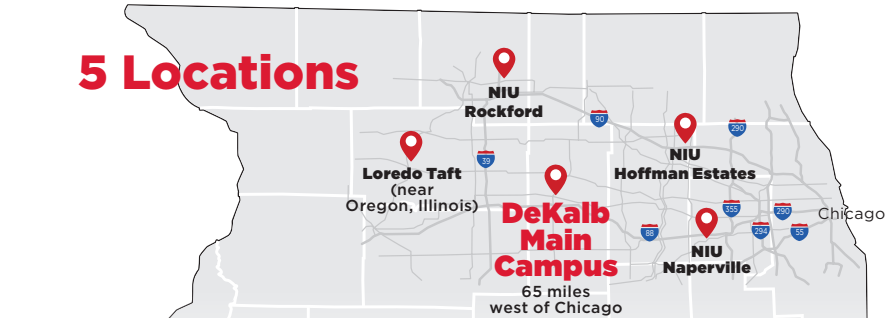




Northern Illinois University Fast Facts

- **Recognized by the Brookings Institution** as the top-ranking Illinois public university in terms of upward mobility outcomes coupled with high research opportunities.
- **Commitment to affordability:** NIU has held tuition flat for the past four academic years, offers the most affordable law school education in the state and awards more than \$20 million in institutional aid to students each year. This institutional aid amount is anticipated to increase by \$5 million in FY20 as a result of the AIM High program's implementation.
- Among a small percentage of public institutions designated as **Innovation and Economic Prosperity Universities** by the Association of Public and Land-grant Universities (APLU) — acknowledging NIU as a university working with public and private sector partners to support economic development.
- The most recent economic impact study conducted shows NIU's impact on its region is **\$583 million annually**, which is seven times the university's state appropriation.

5 Locations



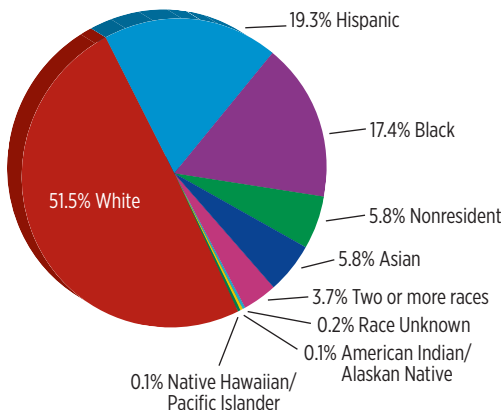
Profile of Students

Total Enrollment: 16,609
 Undergraduates: 12,131
 Graduate Students: 4,204
 Law Students: 274

More than **90%** of our undergraduates received some sort of federal aid, with one-third of students receiving a MAP Grant.

Illinois residents: **89.5%** of student population
 Out-of-state: **5%** of student population
 International: **5.5%** of student population

Ethnic/Racial Distribution




Alumni Network

245,000+ alumni of record, with **160,000+** living in Illinois.

NIU in House District 1

Aaron M. Ortiz



44
2019 Enrollment



26
Pell Recipients



24
MAP Recipients



169
Alumni



0
Employees



8
Vendors

New Students



309
Total Applications



150
Accepted



24
Enrolled

Degrees Conferred

13

Undergraduate

1

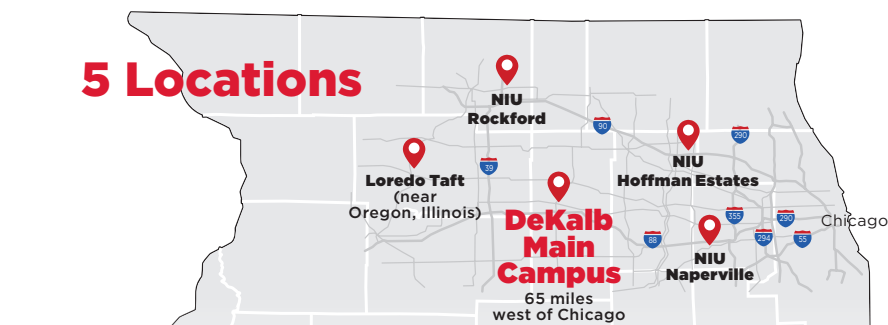
Graduate



Northern Illinois University Fast Facts

- **Recognized by the Brookings Institution** as the top-ranking Illinois public university in terms of upward mobility outcomes coupled with high research opportunities.
- **Commitment to affordability:** NIU has held tuition flat for the past four academic years, offers the most affordable law school education in the state and awards more than \$20 million in institutional aid to students each year. This institutional aid amount is anticipated to increase by \$5 million in FY20 as a result of the AIM High program's implementation.
- Among a small percentage of public institutions designated as **Innovation and Economic Prosperity Universities** by the Association of Public and Land-grant Universities (APLU) — acknowledging NIU as a university working with public and private sector partners to support economic development.
- The most recent economic impact study conducted shows NIU's impact on its region is **\$583 million annually**, which is seven times the university's state appropriation.

5 Locations



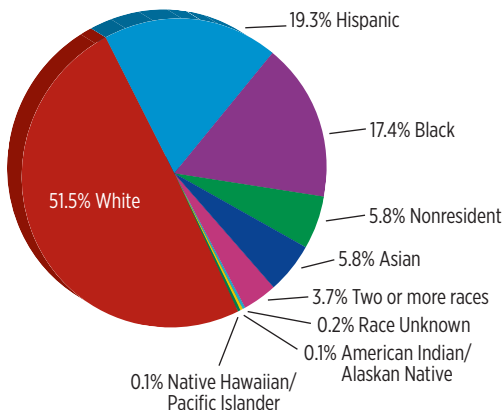
Profile of Students

Total Enrollment: 16,609
 Undergraduates: 12,131
 Graduate Students: 4,204
 Law Students: 274

More than **90%** of our undergraduates received some sort of federal aid, with one-third of students receiving a MAP Grant.

Illinois residents: **89.5%** of student population
 Out-of-state: **5%** of student population
 International: **5.5%** of student population

Ethnic/Racial Distribution



Alumni Network

245,000+ alumni of record, with **160,000+** living in Illinois.

NIU in House District 2

Theresa Mah



40
2019 Enrollment



23
Pell Recipients



25
MAP Recipients



321
Alumni



2
Employees



28
Vendors

New Students



202
Total Applications



100
Accepted



18
Enrolled

Degrees Conferred

9

Undergraduate

2

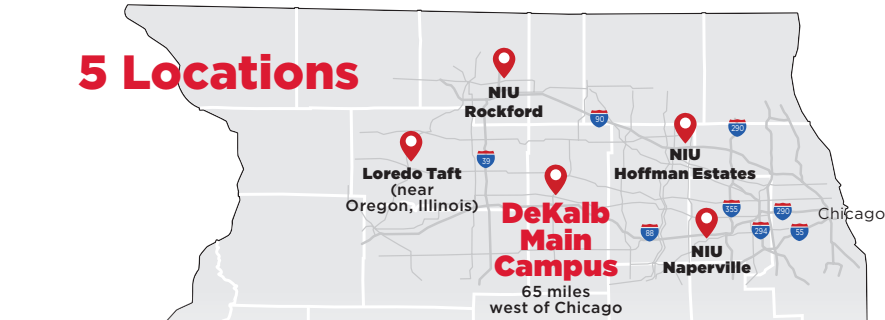
Graduate



Northern Illinois University Fast Facts

- **Recognized by the Brookings Institution** as the top-ranking Illinois public university in terms of upward mobility outcomes coupled with high research opportunities.
- **Commitment to affordability:** NIU has held tuition flat for the past four academic years, offers the most affordable law school education in the state and awards more than \$20 million in institutional aid to students each year. This institutional aid amount is anticipated to increase by \$5 million in FY20 as a result of the AIM High program's implementation.
- Among a small percentage of public institutions designated as **Innovation and Economic Prosperity Universities** by the Association of Public and Land-grant Universities (APLU) — acknowledging NIU as a university working with public and private sector partners to support economic development.
- The most recent economic impact study conducted shows NIU's impact on its region is **\$583 million annually**, which is seven times the university's state appropriation.

5 Locations



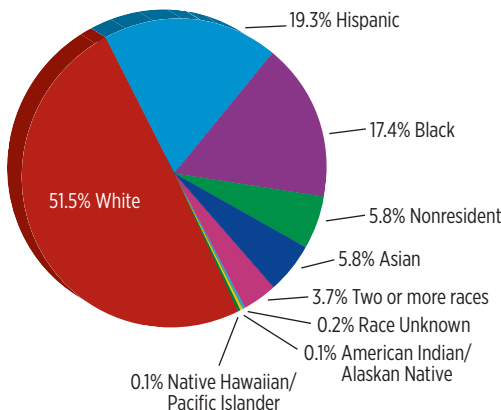
Profile of Students

Total Enrollment: 16,609
 Undergraduates: 12,131
 Graduate Students: 4,204
 Law Students: 274

More than **90%** of our undergraduates received some sort of federal aid, with one-third of students receiving a MAP Grant.

Illinois residents: **89.5%** of student population
 Out-of-state: **5%** of student population
 International: **5.5%** of student population

Ethnic/Racial Distribution



Alumni Network

245,000+ alumni of record, with **160,000+** living in Illinois.

NIU in House District 3 Eva Dina Delgado



51
2019 Enrollment

33
Pell Recipients

34
MAP Recipients

281
Alumni

2
Employees

3
Vendors

New Students

298
Total Applications

146
Accepted

22
Enrolled

Degrees Conferred

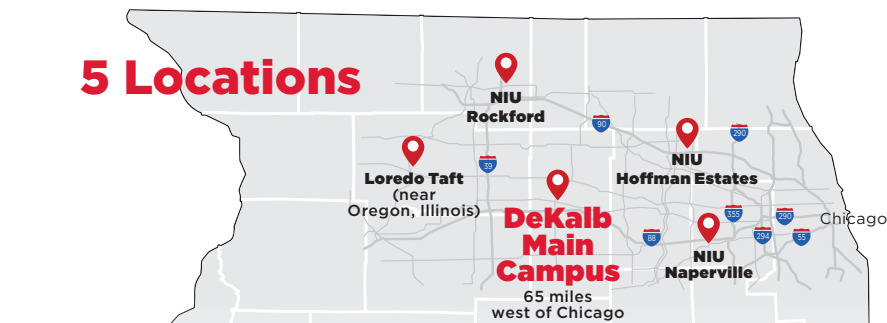
11 Undergraduate **0** Graduate



Northern Illinois University Fast Facts

- **Recognized by the Brookings Institution** as the top-ranking Illinois public university in terms of upward mobility outcomes coupled with high research opportunities.
- **Commitment to affordability:** NIU has held tuition flat for the past four academic years, offers the most affordable law school education in the state and awards more than \$20 million in institutional aid to students each year. This institutional aid amount is anticipated to increase by \$5 million in FY20 as a result of the AIM High program's implementation.
- Among a small percentage of public institutions designated as **Innovation and Economic Prosperity Universities** by the Association of Public and Land-grant Universities (APLU) — acknowledging NIU as a university working with public and private sector partners to support economic development.
- The most recent economic impact study conducted shows NIU's impact on its region is **\$583 million annually**, which is seven times the university's state appropriation.

5 Locations



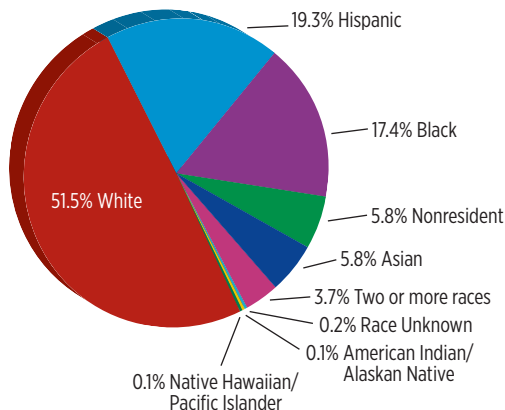
Profile of Students

Total Enrollment: 16,609
 Undergraduates: 12,131
 Graduate Students: 4,204
 Law Students: 274

More than **90%** of our undergraduates received some sort of federal aid, with one-third of students receiving a MAP Grant.

Illinois residents: **89.5%** of student population
 Out-of-state: **5%** of student population
 International: **5.5%** of student population

Ethnic/Racial Distribution




Alumni Network

245,000+ alumni of record, with **160,000+** living in Illinois.

NIU in House District 4

Delia C. Ramirez



48
2019 Enrollment



26
Pell Recipients



24
MAP Recipients



459
Alumni



10
Employees



23
Vendors

New Students



141
Total Applications



55
Accepted



9
Enrolled

Degrees Conferred

7

Undergraduate

5

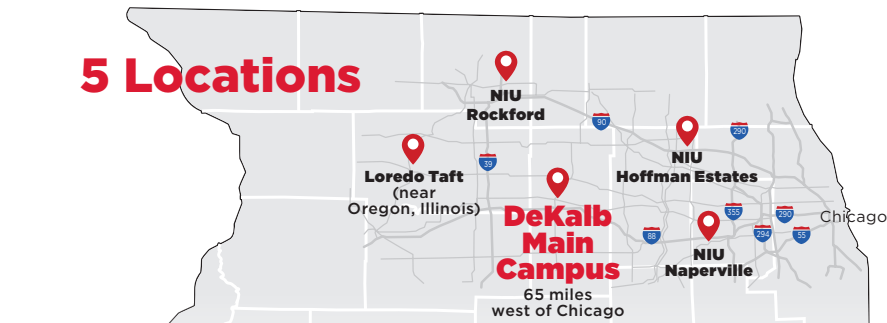
Graduate



Northern Illinois University Fast Facts

- **Recognized by the Brookings Institution** as the top-ranking Illinois public university in terms of upward mobility outcomes coupled with high research opportunities.
- **Commitment to affordability:** NIU has held tuition flat for the past four academic years, offers the most affordable law school education in the state and awards more than \$20 million in institutional aid to students each year. This institutional aid amount is anticipated to increase by \$5 million in FY20 as a result of the AIM High program's implementation.
- Among a small percentage of public institutions designated as **Innovation and Economic Prosperity Universities** by the Association of Public and Land-grant Universities (APLU) — acknowledging NIU as a university working with public and private sector partners to support economic development.
- The most recent economic impact study conducted shows NIU's impact on its region is **\$583 million annually**, which is seven times the university's state appropriation.

5 Locations



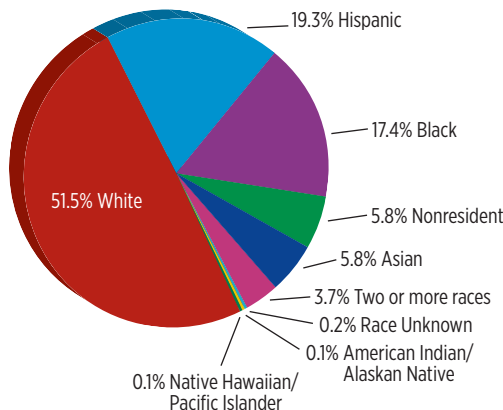
Profile of Students

Total Enrollment: 16,609
 Undergraduates: 12,131
 Graduate Students: 4,204
 Law Students: 274

More than **90%** of our undergraduates received some sort of federal aid, with one-third of students receiving a MAP Grant.

Illinois residents: **89.5%** of student population
 Out-of-state: **5%** of student population
 International: **5.5%** of student population

Ethnic/Racial Distribution




Alumni Network

245,000+ alumni of record, with **160,000+** living in Illinois.

NIU in House District 5

Lamont J. Robinson, Jr.



44
2019 Enrollment



32
Pell Recipients



30
MAP Recipients



649
Alumni



4
Employees



203
Vendors

New Students



225
Total Applications



70
Accepted



31
Enrolled

Degrees Conferred

4

Undergraduate

5

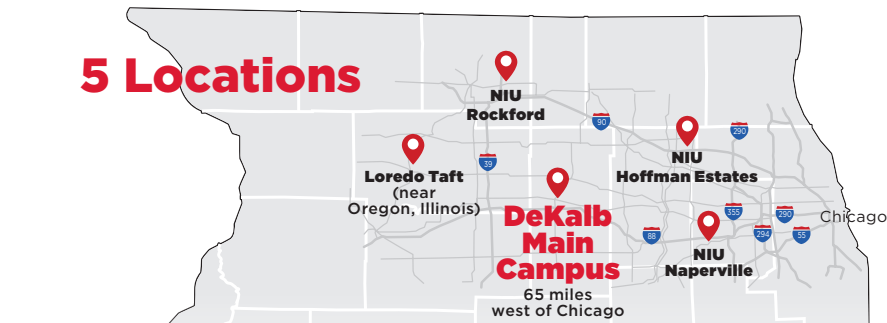
Graduate



Northern Illinois University Fast Facts

- **Recognized by the Brookings Institution** as the top-ranking Illinois public university in terms of upward mobility outcomes coupled with high research opportunities.
- **Commitment to affordability:** NIU has held tuition flat for the past four academic years, offers the most affordable law school education in the state and awards more than \$20 million in institutional aid to students each year. This institutional aid amount is anticipated to increase by \$5 million in FY20 as a result of the AIM High program's implementation.
- Among a small percentage of public institutions designated as **Innovation and Economic Prosperity Universities** by the Association of Public and Land-grant Universities (APLU) — acknowledging NIU as a university working with public and private sector partners to support economic development.
- The most recent economic impact study conducted shows NIU's impact on its region is **\$583 million annually**, which is seven times the university's state appropriation.

5 Locations



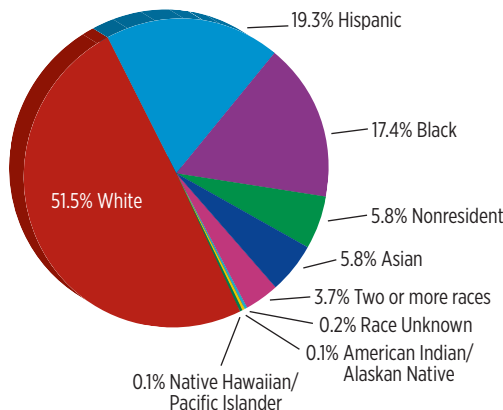
Profile of Students

Total Enrollment: 16,609
 Undergraduates: 12,131
 Graduate Students: 4,204
 Law Students: 274

More than **90%** of our undergraduates received some sort of federal aid, with one-third of students receiving a MAP Grant.

Illinois residents: **89.5%** of student population
 Out-of-state: **5%** of student population
 International: **5.5%** of student population

Ethnic/Racial Distribution



Alumni Network

245,000+ alumni of record, with **160,000+** living in Illinois.

NIU in House District 6

Sonya M. Harper



49
2019 Enrollment



40
Pell Recipients



37
MAP Recipients



475
Alumni



2
Employees



137
Vendors

New Students



277
Total Applications



97
Accepted



27
Enrolled

Degrees Conferred

5

Undergraduate

1

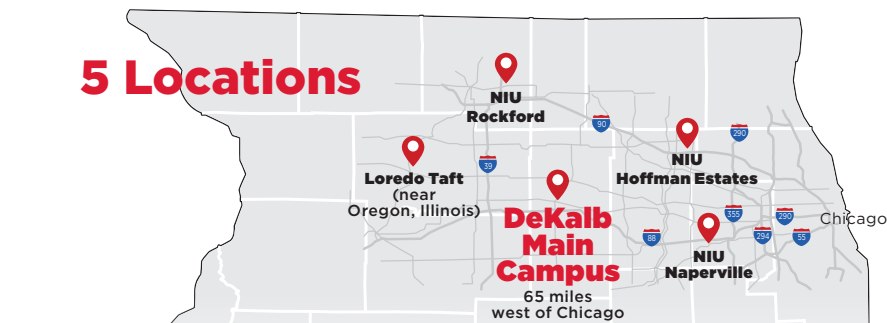
Graduate



Northern Illinois University Fast Facts

- **Recognized by the Brookings Institution** as the top-ranking Illinois public university in terms of upward mobility outcomes coupled with high research opportunities.
- **Commitment to affordability:** NIU has held tuition flat for the past four academic years, offers the most affordable law school education in the state and awards more than \$20 million in institutional aid to students each year. This institutional aid amount is anticipated to increase by \$5 million in FY20 as a result of the AIM High program's implementation.
- Among a small percentage of public institutions designated as **Innovation and Economic Prosperity Universities** by the Association of Public and Land-grant Universities (APLU) — acknowledging NIU as a university working with public and private sector partners to support economic development.
- The most recent economic impact study conducted shows NIU's impact on its region is **\$583 million annually**, which is seven times the university's state appropriation.

5 Locations



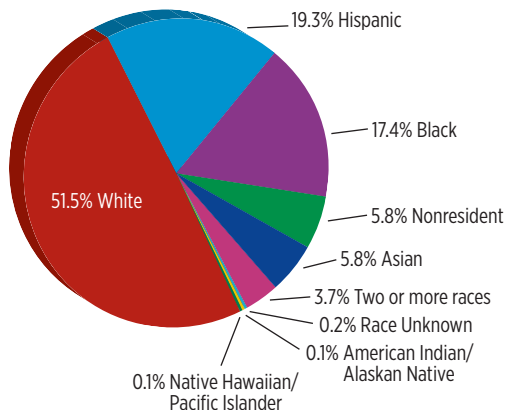
Profile of Students

Total Enrollment: 16,609
 Undergraduates: 12,131
 Graduate Students: 4,204
 Law Students: 274

More than **90%** of our undergraduates received some sort of federal aid, with one-third of students receiving a MAP Grant.

Illinois residents: **89.5%** of student population
 Out-of-state: **5%** of student population
 International: **5.5%** of student population

Ethnic/Racial Distribution



Alumni Network

245,000+ alumni of record, with **160,000+** living in Illinois.

NIU in House District 7

Emanuel "Chris" Welch



116
2019 Enrollment



71
Pell Recipients



69
MAP Recipients



1,194
Alumni



9
Employees



42
Vendors

New Students



222
Total Applications



101
Accepted



46
Enrolled

Degrees Conferred

25

Undergraduate

2

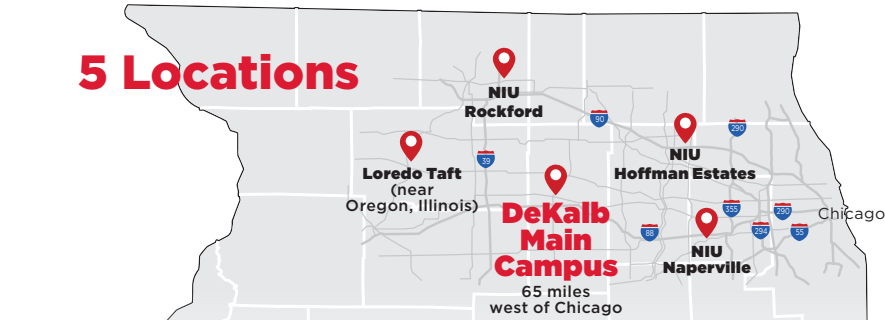
Graduate



Northern Illinois University Fast Facts

- **Recognized by the Brookings Institution** as the top-ranking Illinois public university in terms of upward mobility outcomes coupled with high research opportunities.
- **Commitment to affordability:** NIU has held tuition flat for the past four academic years, offers the most affordable law school education in the state and awards more than \$20 million in institutional aid to students each year. This institutional aid amount is anticipated to increase by \$5 million in FY20 as a result of the AIM High program's implementation.
- Among a small percentage of public institutions designated as **Innovation and Economic Prosperity Universities** by the Association of Public and Land-grant Universities (APLU) — acknowledging NIU as a university working with public and private sector partners to support economic development.
- The most recent economic impact study conducted shows NIU's impact on its region is **\$583 million annually**, which is seven times the university's state appropriation.

5 Locations



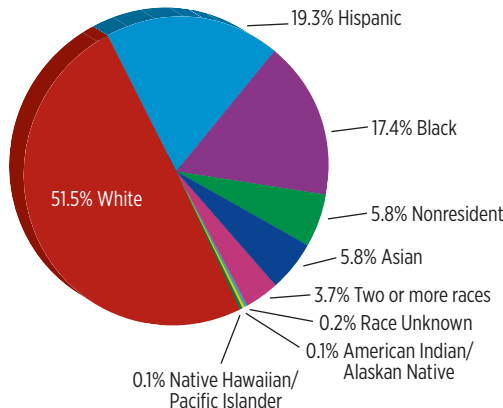
Profile of Students

Total Enrollment: 16,609
 Undergraduates: 12,131
 Graduate Students: 4,204
 Law Students: 274

More than **90%** of our undergraduates received some sort of federal aid, with one-third of students receiving a MAP Grant.

Illinois residents: **89.5%** of student population
 Out-of-state: **5%** of student population
 International: **5.5%** of student population

Ethnic/Racial Distribution



Alumni Network

245,000+ alumni of record, with **160,000+** living in Illinois.

NIU in House District 8

La Shawn K. Ford



80
2019 Enrollment



44
Pell Recipients



45
MAP Recipients



894
Alumni



10
Employees



19
Vendors

New Students



286
Total Applications



123
Accepted



49
Enrolled

Degrees Conferred

18
Undergraduate

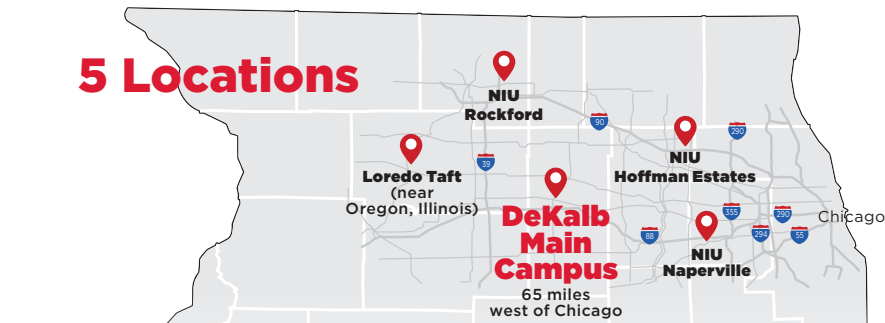
4
Graduate



Northern Illinois University Fast Facts

- **Recognized by the Brookings Institution** as the top-ranking Illinois public university in terms of upward mobility outcomes coupled with high research opportunities.
- **Commitment to affordability:** NIU has held tuition flat for the past four academic years, offers the most affordable law school education in the state and awards more than \$20 million in institutional aid to students each year. This institutional aid amount is anticipated to increase by \$5 million in FY20 as a result of the AIM High program's implementation.
- Among a small percentage of public institutions designated as **Innovation and Economic Prosperity Universities** by the Association of Public and Land-grant Universities (APLU) — acknowledging NIU as a university working with public and private sector partners to support economic development.
- The most recent economic impact study conducted shows NIU's impact on its region is **\$583 million annually**, which is seven times the university's state appropriation.

5 Locations



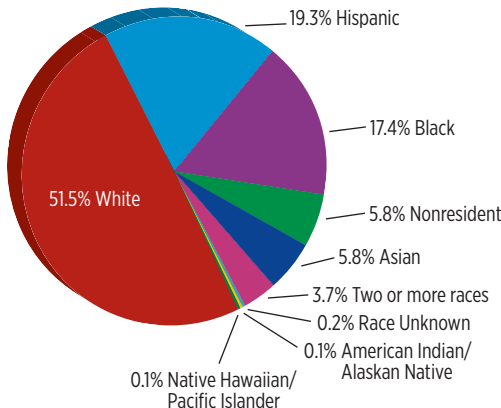
Profile of Students

Total Enrollment: 16,609
 Undergraduates: 12,131
 Graduate Students: 4,204
 Law Students: 274

More than **90%** of our undergraduates received some sort of federal aid, with one-third of students receiving a MAP Grant.

Illinois residents: **89.5%** of student population
 Out-of-state: **5%** of student population
 International: **5.5%** of student population

Ethnic/Racial Distribution



Alumni Network

245,000+ alumni of record, with **160,000+** living in Illinois.

NIU in House District 9

Arthur Turner



54
2019 Enrollment



36
Pell Recipients



32
MAP Recipients



577
Alumni



6
Employees



304
Vendors

New Students



286
Total Applications



98
Accepted



31
Enrolled

Degrees Conferred

8

Undergraduate

2

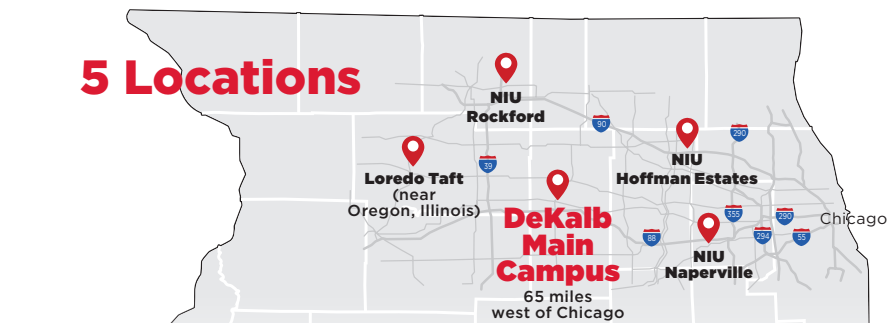
Graduate



Northern Illinois University Fast Facts

- **Recognized by the Brookings Institution** as the top-ranking Illinois public university in terms of upward mobility outcomes coupled with high research opportunities.
- **Commitment to affordability:** NIU has held tuition flat for the past four academic years, offers the most affordable law school education in the state and awards more than \$20 million in institutional aid to students each year. This institutional aid amount is anticipated to increase by \$5 million in FY20 as a result of the AIM High program's implementation.
- Among a small percentage of public institutions designated as **Innovation and Economic Prosperity Universities** by the Association of Public and Land-grant Universities (APLU) — acknowledging NIU as a university working with public and private sector partners to support economic development.
- The most recent economic impact study conducted shows NIU's impact on its region is **\$583 million annually**, which is seven times the university's state appropriation.

5 Locations



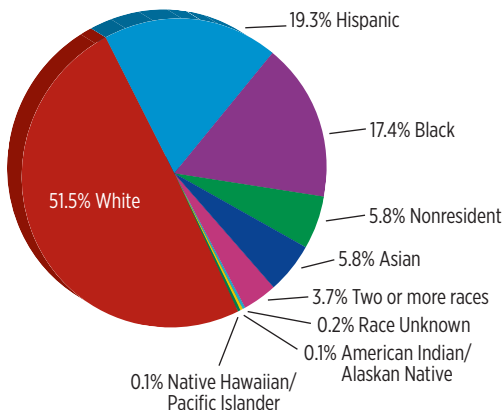
Profile of Students

Total Enrollment: 16,609
 Undergraduates: 12,131
 Graduate Students: 4,204
 Law Students: 274

More than **90%** of our undergraduates received some sort of federal aid, with one-third of students receiving a MAP Grant.

Illinois residents: **89.5%** of student population
 Out-of-state: **5%** of student population
 International: **5.5%** of student population

Ethnic/Racial Distribution



Alumni Network

245,000+ alumni of record, with **160,000+** living in Illinois.

NIU in House District 10 Jawaharial Williams



30
2019 Enrollment

22
Pell Recipients

21
MAP Recipients

530
Alumni

5
Employees

25
Vendors

New Students

275
Total Applications

88
Accepted

25
Enrolled

Degrees Conferred

8
Undergraduate

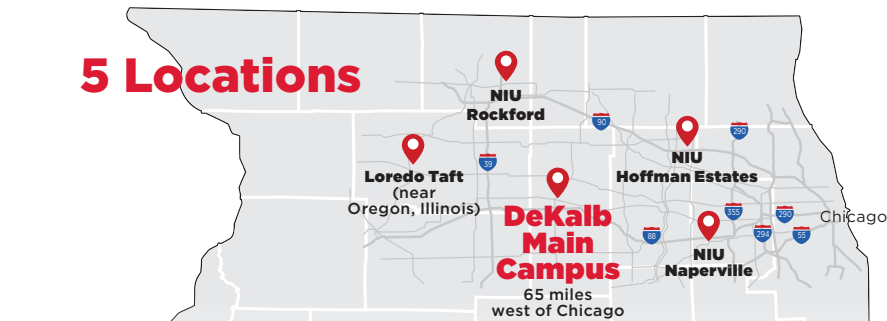
1
Graduate



Northern Illinois University Fast Facts

- **Recognized by the Brookings Institution** as the top-ranking Illinois public university in terms of upward mobility outcomes coupled with high research opportunities.
- **Commitment to affordability:** NIU has held tuition flat for the past four academic years, offers the most affordable law school education in the state and awards more than \$20 million in institutional aid to students each year. This institutional aid amount is anticipated to increase by \$5 million in FY20 as a result of the AIM High program's implementation.
- Among a small percentage of public institutions designated as **Innovation and Economic Prosperity Universities** by the Association of Public and Land-grant Universities (APLU) — acknowledging NIU as a university working with public and private sector partners to support economic development.
- The most recent economic impact study conducted shows NIU's impact on its region is **\$583 million annually**, which is seven times the university's state appropriation.

5 Locations



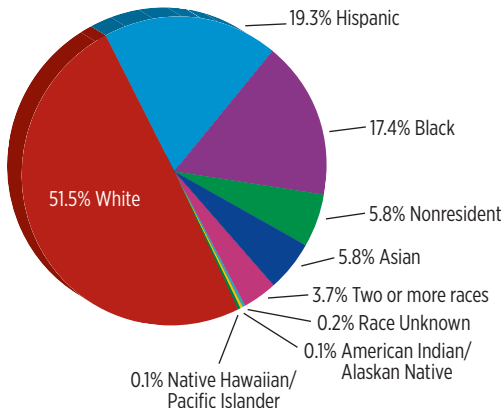
Profile of Students

Total Enrollment: 16,609
 Undergraduates: 12,131
 Graduate Students: 4,204
 Law Students: 274

More than **90%** of our undergraduates received some sort of federal aid, with one-third of students receiving a MAP Grant.

Illinois residents: **89.5%** of student population
 Out-of-state: **5%** of student population
 International: **5.5%** of student population

Ethnic/Racial Distribution




Alumni Network

245,000+ alumni of record, with **160,000+** living in Illinois.

NIU in House District 11

Ann M. Williams



15
2019 Enrollment



7
Pell Recipients



8
MAP Recipients



944
Alumni



6
Employees



41
Vendors

New Students



35
Total Applications



17
Accepted



5
Enrolled

Degrees Conferred

3

Undergraduate

2

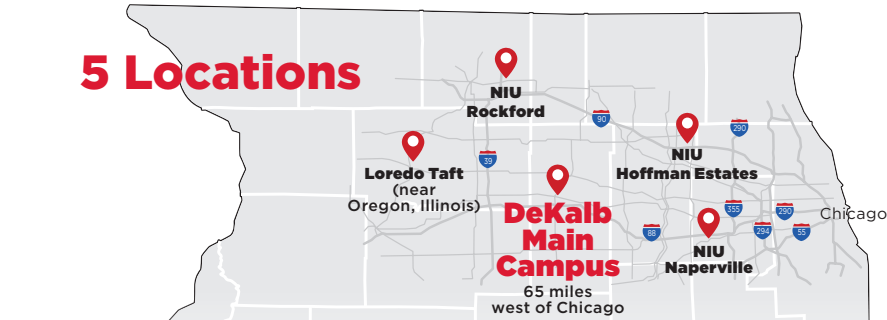
Graduate



Northern Illinois University Fast Facts

- **Recognized by the Brookings Institution** as the top-ranking Illinois public university in terms of upward mobility outcomes coupled with high research opportunities.
- **Commitment to affordability:** NIU has held tuition flat for the past four academic years, offers the most affordable law school education in the state and awards more than \$20 million in institutional aid to students each year. This institutional aid amount is anticipated to increase by \$5 million in FY20 as a result of the AIM High program's implementation.
- Among a small percentage of public institutions designated as **Innovation and Economic Prosperity Universities** by the Association of Public and Land-grant Universities (APLU) — acknowledging NIU as a university working with public and private sector partners to support economic development.
- The most recent economic impact study conducted shows NIU's impact on its region is **\$583 million annually**, which is seven times the university's state appropriation.

5 Locations



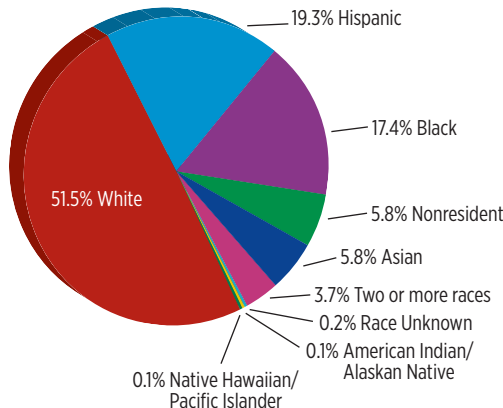
Profile of Students

Total Enrollment: 16,609
 Undergraduates: 12,131
 Graduate Students: 4,204
 Law Students: 274

More than **90%** of our undergraduates received some sort of federal aid, with one-third of students receiving a MAP Grant.

Illinois residents: **89.5%** of student population
 Out-of-state: **5%** of student population
 International: **5.5%** of student population

Ethnic/Racial Distribution



Alumni Network

245,000+ alumni of record, with **160,000+** living in Illinois.

NIU in House District 12 Jonathan "Yoni" Pizer



21
2019 Enrollment

6
Pell Recipients

5
MAP Recipients

876
Alumni

10
Employees

37
Vendors

New Students

21
Total Applications

11
Accepted

6
Enrolled

Degrees Conferred

3
Undergraduate

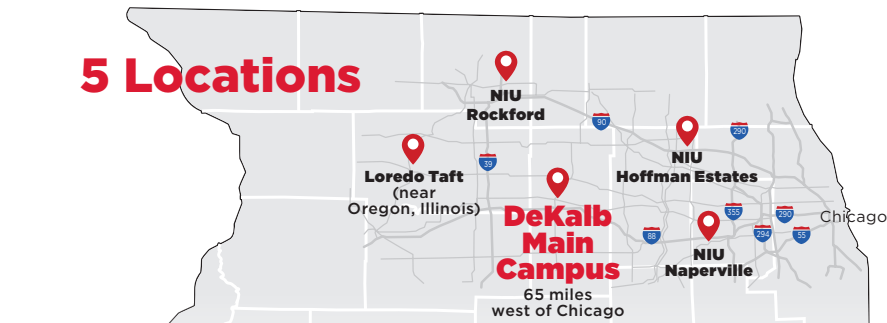
5
Graduate



Northern Illinois University Fast Facts

- **Recognized by the Brookings Institution** as the top-ranking Illinois public university in terms of upward mobility outcomes coupled with high research opportunities.
- **Commitment to affordability:** NIU has held tuition flat for the past four academic years, offers the most affordable law school education in the state and awards more than \$20 million in institutional aid to students each year. This institutional aid amount is anticipated to increase by \$5 million in FY20 as a result of the AIM High program's implementation.
- Among a small percentage of public institutions designated as **Innovation and Economic Prosperity Universities** by the Association of Public and Land-grant Universities (APLU) — acknowledging NIU as a university working with public and private sector partners to support economic development.
- The most recent economic impact study conducted shows NIU's impact on its region is **\$583 million annually**, which is seven times the university's state appropriation.

5 Locations



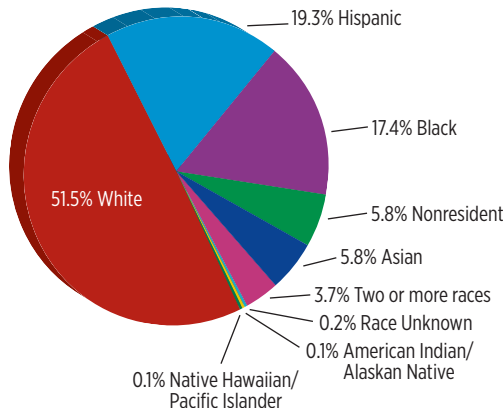
Profile of Students

Total Enrollment: 16,609
 Undergraduates: 12,131
 Graduate Students: 4,204
 Law Students: 274

More than **90%** of our undergraduates received some sort of federal aid, with one-third of students receiving a MAP Grant.

Illinois residents: **89.5%** of student population
 Out-of-state: **5%** of student population
 International: **5.5%** of student population

Ethnic/Racial Distribution




Alumni Network

245,000+ alumni of record, with **160,000+** living in Illinois.

NIU in House District 13

Gregory Harris



37
2019 Enrollment



21
Pell Recipients



21
MAP Recipients



708
Alumni



5
Employees



43
Vendors

New Students



115
Total Applications



57
Accepted



15
Enrolled

Degrees Conferred

7

Undergraduate

2

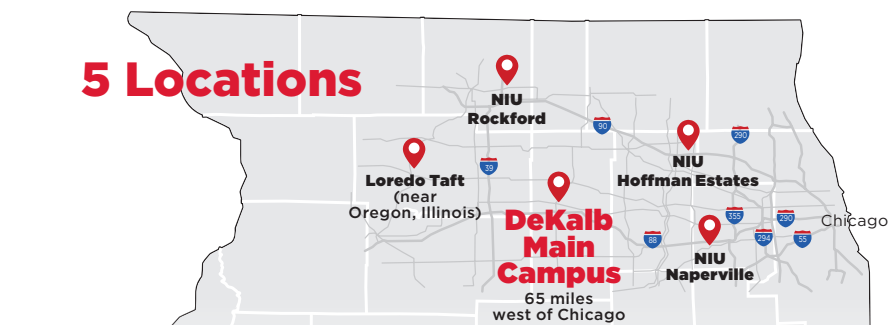
Graduate



Northern Illinois University Fast Facts

- **Recognized by the Brookings Institution** as the top-ranking Illinois public university in terms of upward mobility outcomes coupled with high research opportunities.
- **Commitment to affordability:** NIU has held tuition flat for the past four academic years, offers the most affordable law school education in the state and awards more than \$20 million in institutional aid to students each year. This institutional aid amount is anticipated to increase by \$5 million in FY20 as a result of the AIM High program's implementation.
- Among a small percentage of public institutions designated as **Innovation and Economic Prosperity Universities** by the Association of Public and Land-grant Universities (APLU) — acknowledging NIU as a university working with public and private sector partners to support economic development.
- The most recent economic impact study conducted shows NIU's impact on its region is **\$583 million annually**, which is seven times the university's state appropriation.

5 Locations



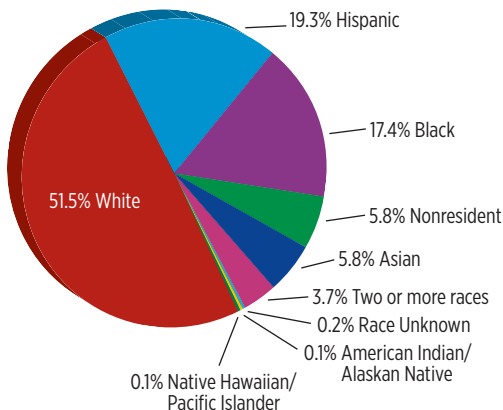
Profile of Students

Total Enrollment: 16,609
 Undergraduates: 12,131
 Graduate Students: 4,204
 Law Students: 274

More than **90%** of our undergraduates received some sort of federal aid, with one-third of students receiving a MAP Grant.

Illinois residents: **89.5%** of student population
 Out-of-state: **5%** of student population
 International: **5.5%** of student population

Ethnic/Racial Distribution



Alumni Network

245,000+ alumni of record, with **160,000+** living in Illinois.

NIU in House District 14

Kelly M. Cassidy



44
2019 Enrollment



26
Pell Recipients



25
MAP Recipients



593
Alumni



6
Employees



48
Vendors

New Students



157
Total Applications



66
Accepted



19
Enrolled

Degrees Conferred

14

Undergraduate

2

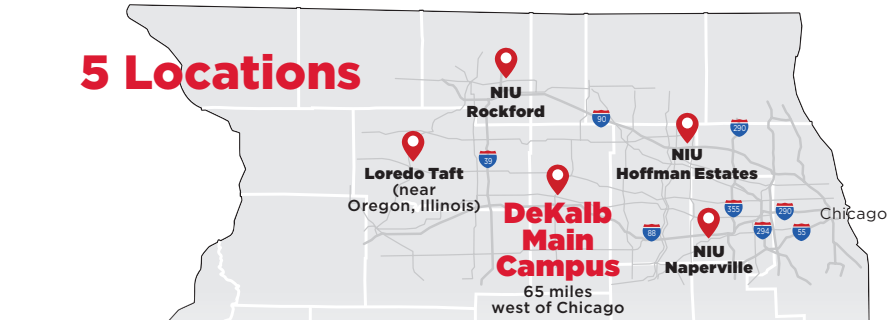
Graduate



Northern Illinois University Fast Facts

- **Recognized by the Brookings Institution** as the top-ranking Illinois public university in terms of upward mobility outcomes coupled with high research opportunities.
- **Commitment to affordability:** NIU has held tuition flat for the past four academic years, offers the most affordable law school education in the state and awards more than \$20 million in institutional aid to students each year. This institutional aid amount is anticipated to increase by \$5 million in FY20 as a result of the AIM High program's implementation.
- Among a small percentage of public institutions designated as **Innovation and Economic Prosperity Universities** by the Association of Public and Land-grant Universities (APLU) — acknowledging NIU as a university working with public and private sector partners to support economic development.
- The most recent economic impact study conducted shows NIU's impact on its region is **\$583 million annually**, which is seven times the university's state appropriation.

5 Locations



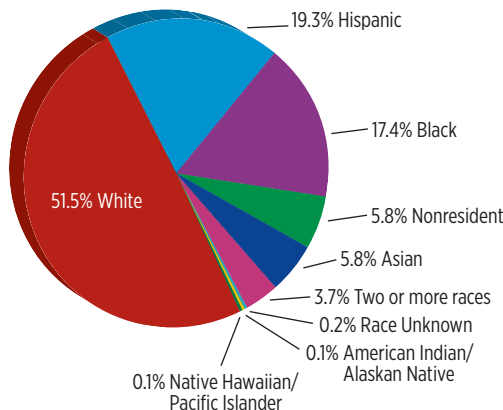
Profile of Students

Total Enrollment: 16,609
 Undergraduates: 12,131
 Graduate Students: 4,204
 Law Students: 274

More than **90%** of our undergraduates received some sort of federal aid, with one-third of students receiving a MAP Grant.

Illinois residents: **89.5%** of student population
 Out-of-state: **5%** of student population
 International: **5.5%** of student population

Ethnic/Racial Distribution



Alumni Network

245,000+ alumni of record, with **160,000+** living in Illinois.

NIU in House District 15

John C. D'Amico



60
2019 Enrollment



18
Pell Recipients



20
MAP Recipients



902
Alumni



3
Employees



54
Vendors

New Students



104
Total Applications



62
Accepted



15
Enrolled

Degrees Conferred

10

Undergraduate

3

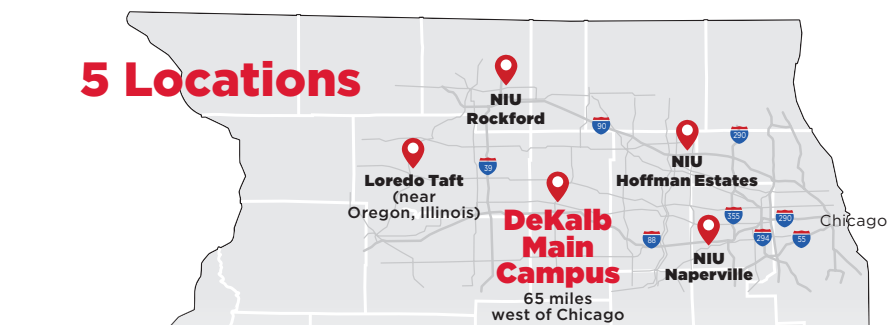
Graduate



Northern Illinois University Fast Facts

- **Recognized by the Brookings Institution** as the top-ranking Illinois public university in terms of upward mobility outcomes coupled with high research opportunities.
- **Commitment to affordability:** NIU has held tuition flat for the past four academic years, offers the most affordable law school education in the state and awards more than \$20 million in institutional aid to students each year. This institutional aid amount is anticipated to increase by \$5 million in FY20 as a result of the AIM High program's implementation.
- Among a small percentage of public institutions designated as **Innovation and Economic Prosperity Universities** by the Association of Public and Land-grant Universities (APLU) — acknowledging NIU as a university working with public and private sector partners to support economic development.
- The most recent economic impact study conducted shows NIU's impact on its region is **\$583 million annually**, which is seven times the university's state appropriation.

5 Locations



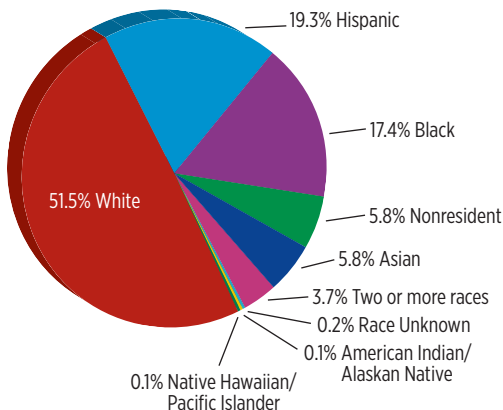
Profile of Students

Total Enrollment: 16,609
 Undergraduates: 12,131
 Graduate Students: 4,204
 Law Students: 274

More than **90%** of our undergraduates received some sort of federal aid, with one-third of students receiving a MAP Grant.

Illinois residents: **89.5%** of student population
 Out-of-state: **5%** of student population
 International: **5.5%** of student population

Ethnic/Racial Distribution



Alumni Network

245,000+ alumni of record, with **160,000+** living in Illinois.

NIU in House District 16

Yehiel M. Kalish



60
2019 Enrollment



28
Pell Recipients



30
MAP Recipients



690
Alumni



2
Employees



18
Vendors

New Students



136
Total Applications



61
Accepted



22
Enrolled

Degrees Conferred

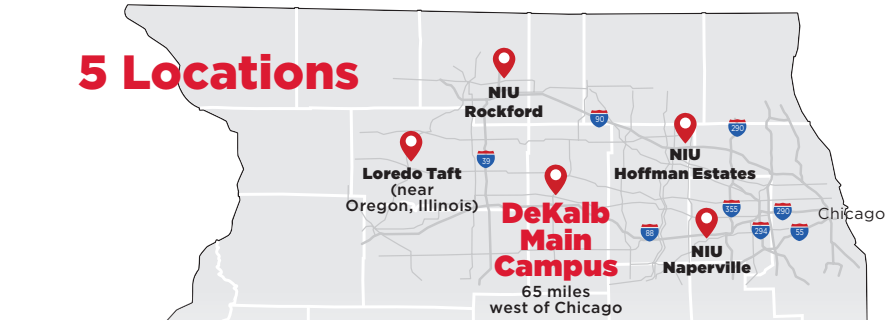
16 Undergraduate **0** Graduate



Northern Illinois University Fast Facts

- **Recognized by the Brookings Institution** as the top-ranking Illinois public university in terms of upward mobility outcomes coupled with high research opportunities.
- **Commitment to affordability:** NIU has held tuition flat for the past four academic years, offers the most affordable law school education in the state and awards more than \$20 million in institutional aid to students each year. This institutional aid amount is anticipated to increase by \$5 million in FY20 as a result of the AIM High program's implementation.
- Among a small percentage of public institutions designated as **Innovation and Economic Prosperity Universities** by the Association of Public and Land-grant Universities (APLU) — acknowledging NIU as a university working with public and private sector partners to support economic development.
- The most recent economic impact study conducted shows NIU's impact on its region is **\$583 million annually**, which is seven times the university's state appropriation.

5 Locations



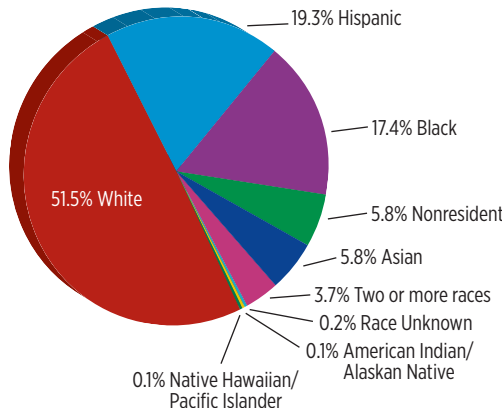
Profile of Students

Total Enrollment: 16,609
 Undergraduates: 12,131
 Graduate Students: 4,204
 Law Students: 274

More than **90%** of our undergraduates received some sort of federal aid, with one-third of students receiving a MAP Grant.

Illinois residents: **89.5%** of student population
 Out-of-state: **5%** of student population
 International: **5.5%** of student population

Ethnic/Racial Distribution



Alumni Network

245,000+ alumni of record, with **160,000+** living in Illinois.

NIU in House District 17 Jennifer Gong-Gershowitz



67
2019 Enrollment



21
Pell Recipients



21
MAP Recipients



1,216
Alumni



6
Employees



37
Vendors

New Students



83
Total Applications



42
Accepted



13
Enrolled

Degrees Conferred

13
Undergraduate

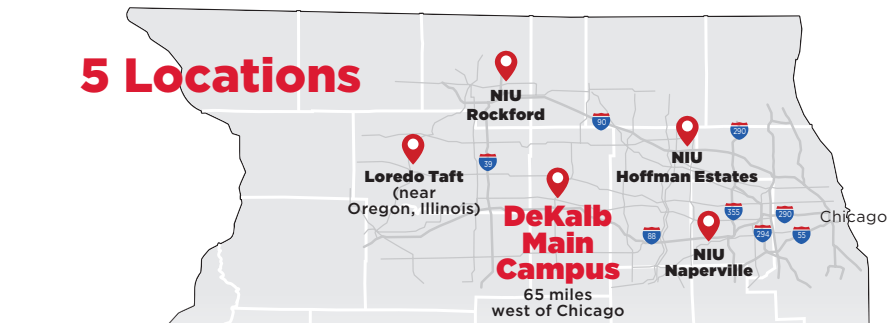
4
Graduate



Northern Illinois University Fast Facts

- **Recognized by the Brookings Institution** as the top-ranking Illinois public university in terms of upward mobility outcomes coupled with high research opportunities.
- **Commitment to affordability:** NIU has held tuition flat for the past four academic years, offers the most affordable law school education in the state and awards more than \$20 million in institutional aid to students each year. This institutional aid amount is anticipated to increase by \$5 million in FY20 as a result of the AIM High program's implementation.
- Among a small percentage of public institutions designated as **Innovation and Economic Prosperity Universities** by the Association of Public and Land-grant Universities (APLU) — acknowledging NIU as a university working with public and private sector partners to support economic development.
- The most recent economic impact study conducted shows NIU's impact on its region is **\$583 million annually**, which is seven times the university's state appropriation.

5 Locations



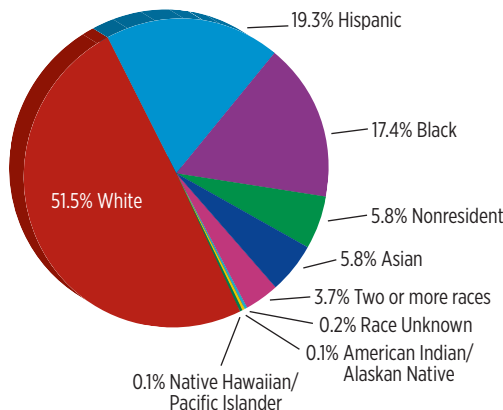
Profile of Students

Total Enrollment: 16,609
 Undergraduates: 12,131
 Graduate Students: 4,204
 Law Students: 274

More than **90%** of our undergraduates received some sort of federal aid, with one-third of students receiving a MAP Grant.

Illinois residents: **89.5%** of student population
 Out-of-state: **5%** of student population
 International: **5.5%** of student population

Ethnic/Racial Distribution



Alumni Network

245,000+ alumni of record, with **160,000+** living in Illinois.

NIU in House District 18

Robyn Gabel



40
2019 Enrollment



17
Pell Recipients



15
MAP Recipients



914
Alumni



5
Employees



68
Vendors

New Students



71
Total Applications



29
Accepted



12
Enrolled

Degrees Conferred

9

Undergraduate

3

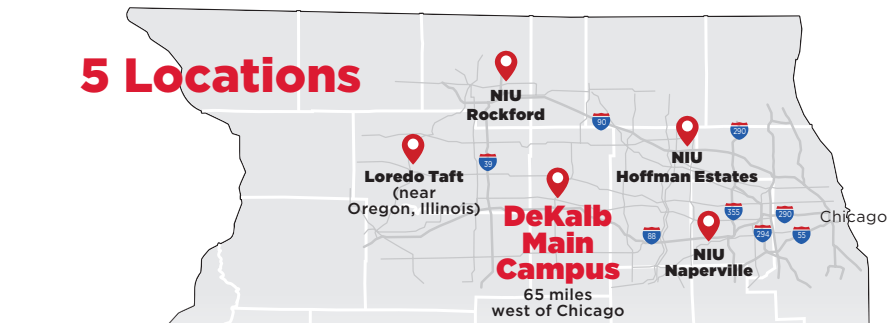
Graduate



Northern Illinois University Fast Facts

- **Recognized by the Brookings Institution** as the top-ranking Illinois public university in terms of upward mobility outcomes coupled with high research opportunities.
- **Commitment to affordability:** NIU has held tuition flat for the past four academic years, offers the most affordable law school education in the state and awards more than \$20 million in institutional aid to students each year. This institutional aid amount is anticipated to increase by \$5 million in FY20 as a result of the AIM High program's implementation.
- Among a small percentage of public institutions designated as **Innovation and Economic Prosperity Universities** by the Association of Public and Land-grant Universities (APLU) — acknowledging NIU as a university working with public and private sector partners to support economic development.
- The most recent economic impact study conducted shows NIU's impact on its region is **\$583 million annually**, which is seven times the university's state appropriation.

5 Locations



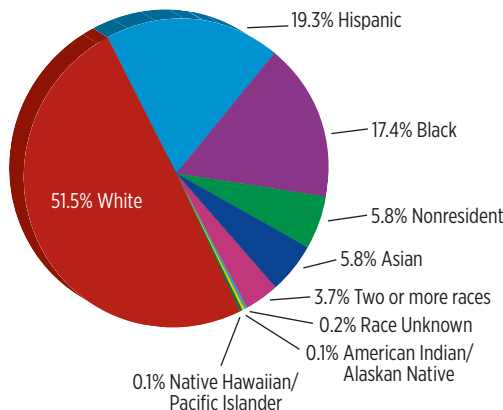
Profile of Students

Total Enrollment: 16,609
 Undergraduates: 12,131
 Graduate Students: 4,204
 Law Students: 274

More than **90%** of our undergraduates received some sort of federal aid, with one-third of students receiving a MAP Grant.

Illinois residents: **89.5%** of student population
 Out-of-state: **5%** of student population
 International: **5.5%** of student population

Ethnic/Racial Distribution




Alumni Network

245,000+ alumni of record, with **160,000+** living in Illinois.

NIU in House District 19

Lindsey LaPointe



68

2019 Enrollment



17

Pell Recipients



18

MAP Recipients



690

Alumni



6

Employees



19

Vendors

New Students



117

Total Applications



57

Accepted



11

Enrolled

Degrees Conferred

18

Undergraduate

4

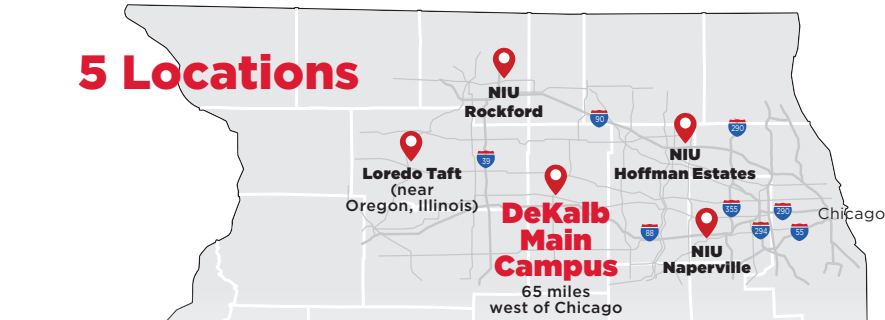
Graduate



Northern Illinois University Fast Facts

- **Recognized by the Brookings Institution** as the top-ranking Illinois public university in terms of upward mobility outcomes coupled with high research opportunities.
- **Commitment to affordability:** NIU has held tuition flat for the past four academic years, offers the most affordable law school education in the state and awards more than \$20 million in institutional aid to students each year. This institutional aid amount is anticipated to increase by \$5 million in FY20 as a result of the AIM High program's implementation.
- Among a small percentage of public institutions designated as **Innovation and Economic Prosperity Universities** by the Association of Public and Land-grant Universities (APLU) — acknowledging NIU as a university working with public and private sector partners to support economic development.
- The most recent economic impact study conducted shows NIU's impact on its region is **\$583 million annually**, which is seven times the university's state appropriation.

5 Locations



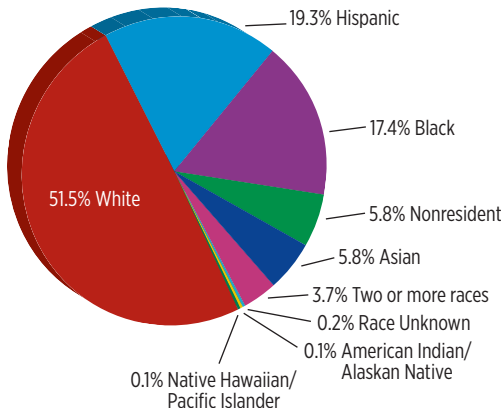
Profile of Students

Total Enrollment: 16,609
 Undergraduates: 12,131
 Graduate Students: 4,204
 Law Students: 274

More than **90%** of our undergraduates received some sort of federal aid, with one-third of students receiving a MAP Grant.

Illinois residents: **89.5%** of student population
 Out-of-state: **5%** of student population
 International: **5.5%** of student population


Ethnic/Racial Distribution



Alumni Network

245,000+ alumni of record, with **160,000+** living in Illinois.

NIU in House District 20 *Bradley Stephens*



81
2019 Enrollment



29
Pell Recipients



26
MAP Recipients



1,016
Alumni



4
Employees



25
Vendors

New Students



127
Total Applications



65
Accepted



15
Enrolled

Degrees Conferred

31
Undergraduate

4
Graduate