



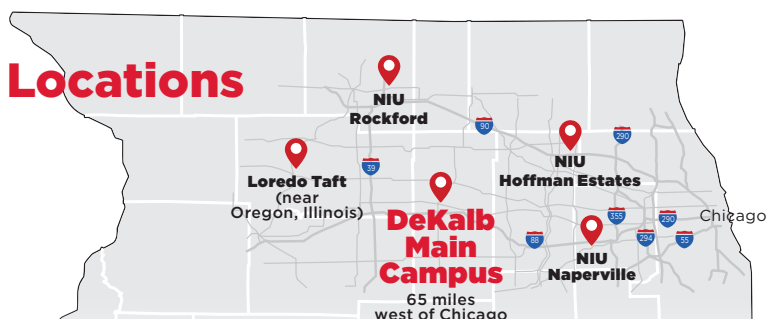
Northern Illinois
University

State House District 101

NIU Fast Facts

- **Recognized by the Brookings Institution** as the top-ranking Illinois public university in terms of upward mobility outcomes coupled with high research opportunities.
- **Commitment to affordability:** NIU has held tuition flat for the past four academic years, offers the most affordable law school education in the state and awards more than \$20 million in institutional aid to students each year. This institutional aid amount is anticipated to increase by \$5 million in FY20 as a result of the AIM High program's implementation.
- Among a small percentage of public institutions designated as **Innovation and Economic Prosperity Universities** by the Association of Public and Land-grant Universities (APLU) — acknowledging NIU as a university working with public and private sector partners to support economic development.
- The most recent economic impact study conducted shows NIU's impact on its region is **\$583 million annually**, which is seven times the university's state appropriation.

5 Locations



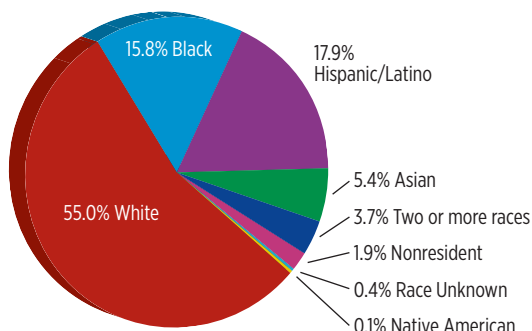
Profile of Students

Total Enrollment: 17,169
 Undergraduates: 12,788
 Graduate Students: 4,121
 Law Students: 260

More than **90%** of our undergraduates received some sort of federal aid, with one-third of students receiving a MAP Grant.

Illinois residents: **91%** of student population
 Out-of-state: **4%** of student population
 International: **5%** of student population

Ethnic/Racial Distribution



Alumni Network

240,000 alumni of record, with
150,000+ living in Illinois.

NIU in House District 101

Dan Caulkins



28
2017 Enrollment



5
Pell Recipients



6
MAP Recipients



296
Alumni



2
Employees



9
Vendors

New Students



24
Total Applications



20
Accepted



6
Enrolled



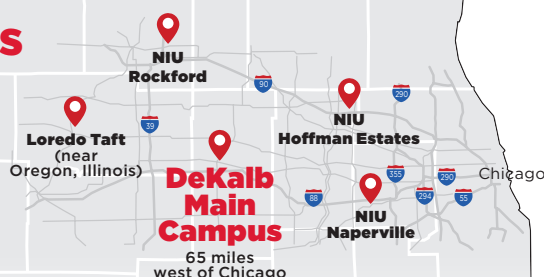
Northern Illinois
University

State House District 102

NIU Fast Facts

- **Recognized by the Brookings Institution** as the top-ranking Illinois public university in terms of upward mobility outcomes coupled with high research opportunities.
- **Commitment to affordability:** NIU has held tuition flat for the past four academic years, offers the most affordable law school education in the state and awards more than \$20 million in institutional aid to students each year. This institutional aid amount is anticipated to increase by \$5 million in FY20 as a result of the AIM High program's implementation.
- Among a small percentage of public institutions designated as **Innovation and Economic Prosperity Universities** by the Association of Public and Land-grant Universities (APLU) — acknowledging NIU as a university working with public and private sector partners to support economic development.
- The most recent economic impact study conducted shows NIU's impact on its region is **\$583 million annually**, which is seven times the university's state appropriation.

5 Locations



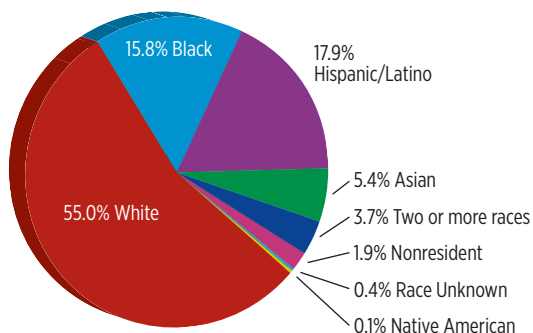
Profile of Students

Total Enrollment: 17,169
 Undergraduates: 12,788
 Graduate Students: 4,121
 Law Students: 260

More than **90%** of our undergraduates received some sort of federal aid, with one-third of students receiving a MAP Grant.

Illinois residents: **91%** of student population
 Out-of-state: **4%** of student population
 International: **5%** of student population

Ethnic/Racial Distribution



Alumni Network

240,000 alumni of record, with
150,000+ living in Illinois.

NIU in House District 102

Brad Halbrook



16
2017 Enrollment



2
Pell Recipients



1
MAP Recipients



159
Alumni



0
Employees



9
Vendors

New Students



13
Total Applications



10
Accepted



5
Enrolled



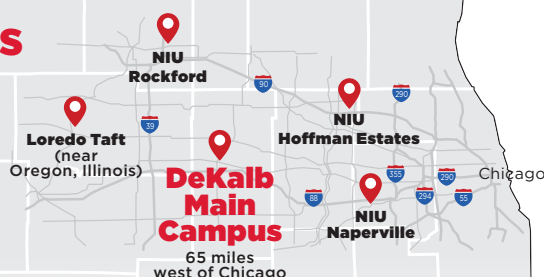
Northern Illinois
University

State House District 103

NIU Fast Facts

- **Recognized by the Brookings Institution** as the top-ranking Illinois public university in terms of upward mobility outcomes coupled with high research opportunities.
- **Commitment to affordability:** NIU has held tuition flat for the past four academic years, offers the most affordable law school education in the state and awards more than \$20 million in institutional aid to students each year. This institutional aid amount is anticipated to increase by \$5 million in FY20 as a result of the AIM High program's implementation.
- Among a small percentage of public institutions designated as **Innovation and Economic Prosperity Universities** by the Association of Public and Land-grant Universities (APLU) — acknowledging NIU as a university working with public and private sector partners to support economic development.
- The most recent economic impact study conducted shows NIU's impact on its region is **\$583 million annually**, which is seven times the university's state appropriation.

5 Locations



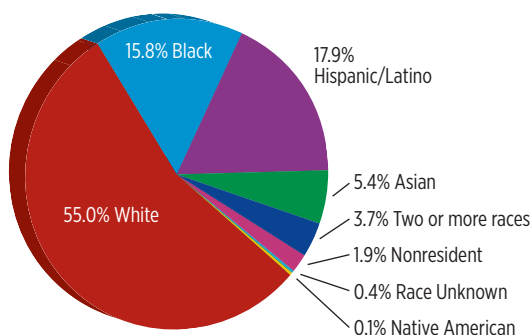
Profile of Students

Total Enrollment: 17,169
 Undergraduates: 12,788
 Graduate Students: 4,121
 Law Students: 260

More than **90%** of our undergraduates received some sort of federal aid, with one-third of students receiving a MAP Grant.

Illinois residents: **91%** of student population
 Out-of-state: **4%** of student population
 International: **5%** of student population

Ethnic/Racial Distribution



Alumni Network

240,000 alumni of record, with
150,000+ living in Illinois.

NIU in House District 103

Carol Ammons



15
2017 Enrollment



8
Pell Recipients



6
MAP Recipients



197
Alumni



3
Employees



40
Vendors

New Students



34
Total Applications



15
Accepted



5
Enrolled



Northern Illinois
University

State House District 104

NIU Fast Facts

- **Recognized by the Brookings Institution** as the top-ranking Illinois public university in terms of upward mobility outcomes coupled with high research opportunities.
- **Commitment to affordability:** NIU has held tuition flat for the past four academic years, offers the most affordable law school education in the state and awards more than \$20 million in institutional aid to students each year. This institutional aid amount is anticipated to increase by \$5 million in FY20 as a result of the AIM High program's implementation.
- Among a small percentage of public institutions designated as **Innovation and Economic Prosperity Universities** by the Association of Public and Land-grant Universities (APLU) — acknowledging NIU as a university working with public and private sector partners to support economic development.
- The most recent economic impact study conducted shows NIU's impact on its region is **\$583 million annually**, which is seven times the university's state appropriation.

5 Locations



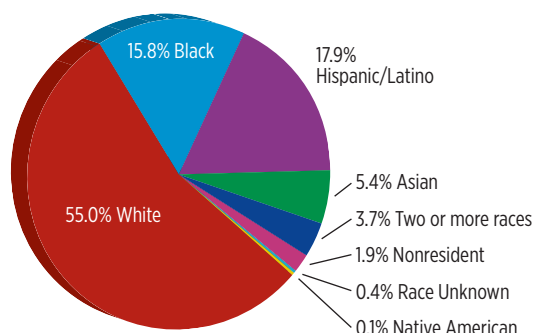
Profile of Students

Total Enrollment: 17,169
 Undergraduates: 12,788
 Graduate Students: 4,121
 Law Students: 260

More than **90%** of our undergraduates received some sort of federal aid, with one-third of students receiving a MAP Grant.

Illinois residents: **91%** of student population
 Out-of-state: **4%** of student population
 International: **5%** of student population

Ethnic/Racial Distribution



Alumni Network

240,000 alumni of record, with
150,000+ living in Illinois.

NIU in House District 104

Michael T. Marron



16
2017 Enrollment



7
Pell Recipients



6
MAP Recipients



231
Alumni



3
Employees



15
Vendors

New Students



38
Total Applications



26
Accepted



6
Enrolled



Northern Illinois
University

State House District 105

NIU Fast Facts

- **Recognized by the Brookings Institution** as the top-ranking Illinois public university in terms of upward mobility outcomes coupled with high research opportunities.
- **Commitment to affordability:** NIU has held tuition flat for the past four academic years, offers the most affordable law school education in the state and awards more than \$20 million in institutional aid to students each year. This institutional aid amount is anticipated to increase by \$5 million in FY20 as a result of the AIM High program's implementation.
- Among a small percentage of public institutions designated as **Innovation and Economic Prosperity Universities** by the Association of Public and Land-grant Universities (APLU) — acknowledging NIU as a university working with public and private sector partners to support economic development.
- The most recent economic impact study conducted shows NIU's impact on its region is **\$583 million annually**, which is seven times the university's state appropriation.

5 Locations



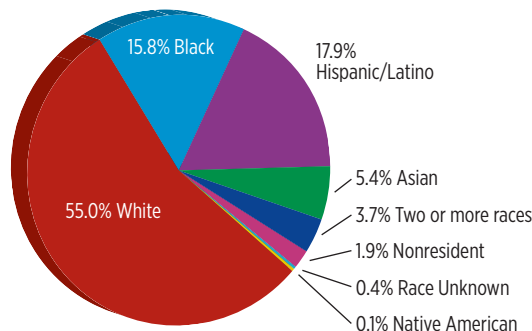
Profile of Students

Total Enrollment: 17,169
 Undergraduates: 12,788
 Graduate Students: 4,121
 Law Students: 260

More than **90%** of our undergraduates received some sort of federal aid, with one-third of students receiving a MAP Grant.

Illinois residents: **91%** of student population
 Out-of-state: **4%** of student population
 International: **5%** of student population

Ethnic/Racial Distribution



Alumni Network

240,000 alumni of record, with
150,000+ living in Illinois.

NIU in House District 105

Dan Brady



52
2017 Enrollment



12
Pell Recipients



14
MAP Recipients



511
Alumni



7
Employees



25
Vendors

New Students



50
Total Applications



34
Accepted



10
Enrolled



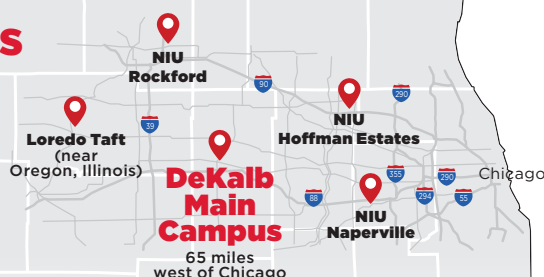
Northern Illinois
University

State House District 106

NIU Fast Facts

- **Recognized by the Brookings Institution** as the top-ranking Illinois public university in terms of upward mobility outcomes coupled with high research opportunities.
- **Commitment to affordability:** NIU has held tuition flat for the past four academic years, offers the most affordable law school education in the state and awards more than \$20 million in institutional aid to students each year. This institutional aid amount is anticipated to increase by \$5 million in FY20 as a result of the AIM High program's implementation.
- Among a small percentage of public institutions designated as **Innovation and Economic Prosperity Universities** by the Association of Public and Land-grant Universities (APLU) — acknowledging NIU as a university working with public and private sector partners to support economic development.
- The most recent economic impact study conducted shows NIU's impact on its region is **\$583 million annually**, which is seven times the university's state appropriation.

5 Locations



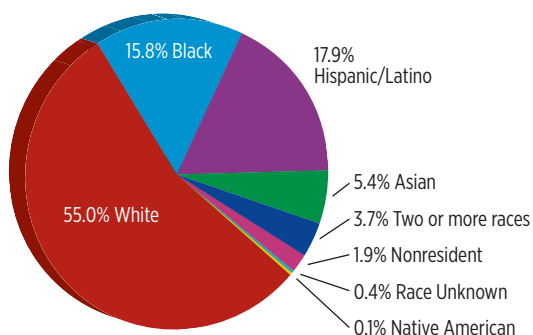
Profile of Students

Total Enrollment: 17,169
 Undergraduates: 12,788
 Graduate Students: 4,121
 Law Students: 260

More than **90%** of our undergraduates received some sort of federal aid, with one-third of students receiving a MAP Grant.

Illinois residents: **91%** of student population
 Out-of-state: **4%** of student population
 International: **5%** of student population

Ethnic/Racial Distribution



Alumni Network

240,000 alumni of record, with
150,000+ living in Illinois.

NIU in House District 106

Thomas M. Bennett



45
2017 Enrollment



13
Pell Recipients



15
MAP Recipients



307
Alumni



2
Employees



6
Vendors

New Students



35
Total Applications



29
Accepted



13
Enrolled



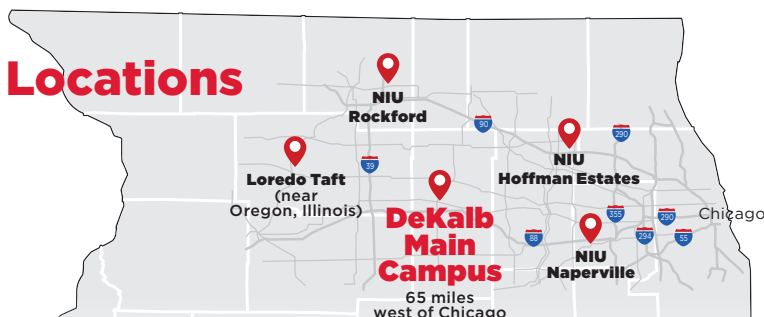
Northern Illinois
University

State House District 107

NIU Fast Facts

- **Recognized by the Brookings Institution** as the top-ranking Illinois public university in terms of upward mobility outcomes coupled with high research opportunities.
- **Commitment to affordability:** NIU has held tuition flat for the past four academic years, offers the most affordable law school education in the state and awards more than \$20 million in institutional aid to students each year. This institutional aid amount is anticipated to increase by \$5 million in FY20 as a result of the AIM High program's implementation.
- Among a small percentage of public institutions designated as **Innovation and Economic Prosperity Universities** by the Association of Public and Land-grant Universities (APLU) — acknowledging NIU as a university working with public and private sector partners to support economic development.
- The most recent economic impact study conducted shows NIU's impact on its region is **\$583 million annually**, which is seven times the university's state appropriation.

5 Locations



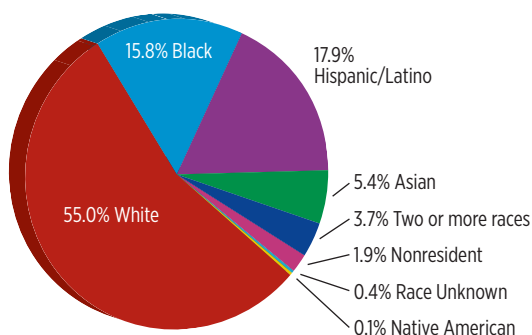
Profile of Students

Total Enrollment: 17,169
 Undergraduates: 12,788
 Graduate Students: 4,121
 Law Students: 260

More than **90%** of our undergraduates received some sort of federal aid, with one-third of students receiving a MAP Grant.

Illinois residents: **91%** of student population
 Out-of-state: **4%** of student population
 International: **5%** of student population

Ethnic/Racial Distribution



Alumni Network

240,000 alumni of record, with
150,000+ living in Illinois.

NIU in House District 107

Blaine Wilhour



5
2017 Enrollment



2
Pell Recipients



2
MAP Recipients



54
Alumni



1
Employees



0
Vendors

New Students



10
Total Applications



6
Accepted



4
Enrolled



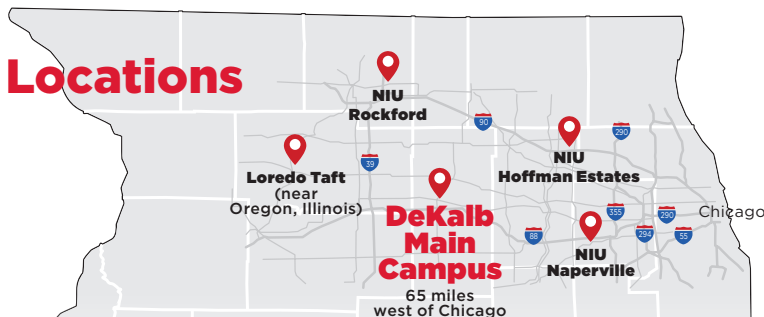
Northern Illinois
University

State House District 108

NIU Fast Facts

- **Recognized by the Brookings Institution** as the top-ranking Illinois public university in terms of upward mobility outcomes coupled with high research opportunities.
- **Commitment to affordability:** NIU has held tuition flat for the past four academic years, offers the most affordable law school education in the state and awards more than \$20 million in institutional aid to students each year. This institutional aid amount is anticipated to increase by \$5 million in FY20 as a result of the AIM High program's implementation.
- Among a small percentage of public institutions designated as **Innovation and Economic Prosperity Universities** by the Association of Public and Land-grant Universities (APLU) — acknowledging NIU as a university working with public and private sector partners to support economic development.
- The most recent economic impact study conducted shows NIU's impact on its region is **\$583 million annually**, which is seven times the university's state appropriation.

5 Locations



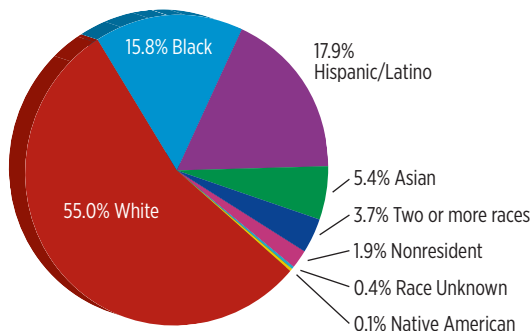
Profile of Students

Total Enrollment: 17,169
 Undergraduates: 12,788
 Graduate Students: 4,121
 Law Students: 260

More than **90%** of our undergraduates received some sort of federal aid, with one-third of students receiving a MAP Grant.

Illinois residents: **91%** of student population
 Out-of-state: **4%** of student population
 International: **5%** of student population

Ethnic/Racial Distribution



Alumni Network

240,000 alumni of record, with
150,000+ living in Illinois.

NIU in House District 108

Charles Meier



13
2017 Enrollment



1
Pell Recipients



1
MAP Recipients



112
Alumni



2
Employees



4
Vendors

New Students



10
Total Applications



7
Accepted



2
Enrolled



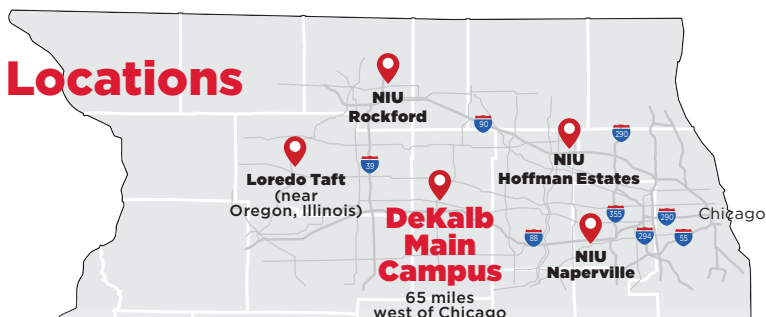
Northern Illinois
University

State House District 109

NIU Fast Facts

- **Recognized by the Brookings Institution** as the top-ranking Illinois public university in terms of upward mobility outcomes coupled with high research opportunities.
- **Commitment to affordability:** NIU has held tuition flat for the past four academic years, offers the most affordable law school education in the state and awards more than \$20 million in institutional aid to students each year. This institutional aid amount is anticipated to increase by \$5 million in FY20 as a result of the AIM High program's implementation.
- Among a small percentage of public institutions designated as **Innovation and Economic Prosperity Universities** by the Association of Public and Land-grant Universities (APLU) — acknowledging NIU as a university working with public and private sector partners to support economic development.
- The most recent economic impact study conducted shows NIU's impact on its region is **\$583 million annually**, which is seven times the university's state appropriation.

5 Locations



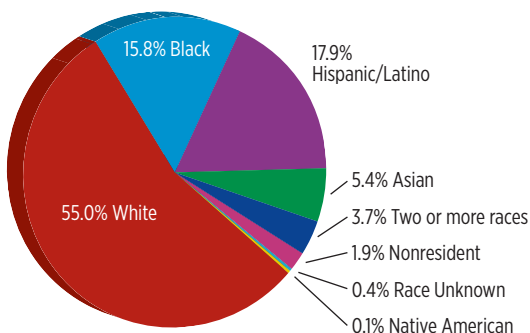
Profile of Students

Total Enrollment: 17,169
 Undergraduates: 12,788
 Graduate Students: 4,121
 Law Students: 260

More than **90%** of our undergraduates received some sort of federal aid, with one-third of students receiving a MAP Grant.

Illinois residents: **91%** of student population
 Out-of-state: **4%** of student population
 International: **5%** of student population

Ethnic/Racial Distribution



Alumni Network

240,000 alumni of record, with
150,000+ living in Illinois.

NIU in House District 109

Darren Bailey



3

2017 Enrollment



1

Pell Recipients



1

MAP Recipients



47

Alumni



0

Employees



1

Vendors

New Students



6

Total Applications



5

Accepted



3

Enrolled



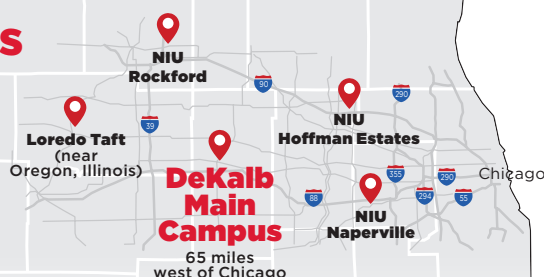
Northern Illinois
University

State House District 110

NIU Fast Facts

- **Recognized by the Brookings Institution** as the top-ranking Illinois public university in terms of upward mobility outcomes coupled with high research opportunities.
- **Commitment to affordability:** NIU has held tuition flat for the past four academic years, offers the most affordable law school education in the state and awards more than \$20 million in institutional aid to students each year. This institutional aid amount is anticipated to increase by \$5 million in FY20 as a result of the AIM High program's implementation.
- Among a small percentage of public institutions designated as **Innovation and Economic Prosperity Universities** by the Association of Public and Land-grant Universities (APLU) — acknowledging NIU as a university working with public and private sector partners to support economic development.
- The most recent economic impact study conducted shows NIU's impact on its region is **\$583 million annually**, which is seven times the university's state appropriation.

5 Locations



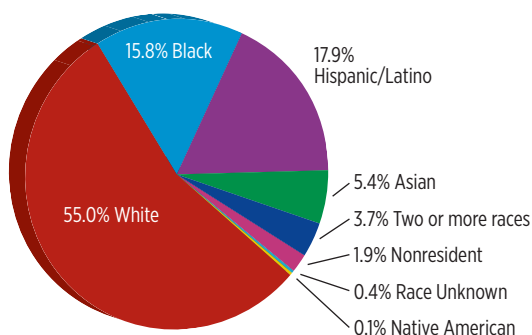
Profile of Students

Total Enrollment: 17,169
 Undergraduates: 12,788
 Graduate Students: 4,121
 Law Students: 260

More than **90%** of our undergraduates received some sort of federal aid, with one-third of students receiving a MAP Grant.

Illinois residents: **91%** of student population
 Out-of-state: **4%** of student population
 International: **5%** of student population

Ethnic/Racial Distribution



Alumni Network

240,000 alumni of record, with
150,000+ living in Illinois.

NIU in House District 110

Chris Miller



10
2017 Enrollment



2
Pell Recipients



5
MAP Recipients



104
Alumni



0
Employees



5
Vendors

New Students



8
Total Applications



7
Accepted



3
Enrolled



Northern Illinois
University

State House District 111

NIU Fast Facts

- **Recognized by the Brookings Institution** as the top-ranking Illinois public university in terms of upward mobility outcomes coupled with high research opportunities.
- **Commitment to affordability:** NIU has held tuition flat for the past four academic years, offers the most affordable law school education in the state and awards more than \$20 million in institutional aid to students each year. This institutional aid amount is anticipated to increase by \$5 million in FY20 as a result of the AIM High program's implementation.
- Among a small percentage of public institutions designated as **Innovation and Economic Prosperity Universities** by the Association of Public and Land-grant Universities (APLU) — acknowledging NIU as a university working with public and private sector partners to support economic development.
- The most recent economic impact study conducted shows NIU's impact on its region is **\$583 million annually**, which is seven times the university's state appropriation.

5 Locations



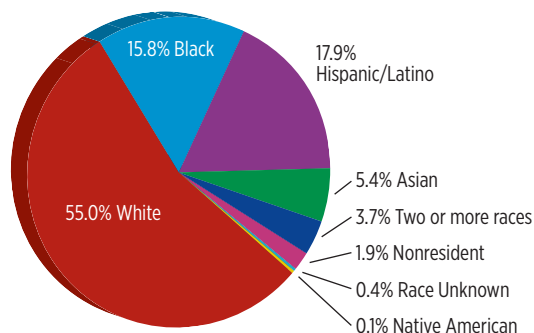
Profile of Students

Total Enrollment: 17,169
 Undergraduates: 12,788
 Graduate Students: 4,121
 Law Students: 260

More than **90%** of our undergraduates received some sort of federal aid, with one-third of students receiving a MAP Grant.

Illinois residents: **91%** of student population
 Out-of-state: **4%** of student population
 International: **5%** of student population

Ethnic/Racial Distribution



Alumni Network

240,000 alumni of record, with
150,000+ living in Illinois.

NIU in House District 111

Monica Bristow



8

2017 Enrollment



0

Pell Recipients



1

MAP Recipients



55

Alumni



1

Employees



0

Vendors

New Students



8

Total Applications



5

Accepted



1

Enrolled



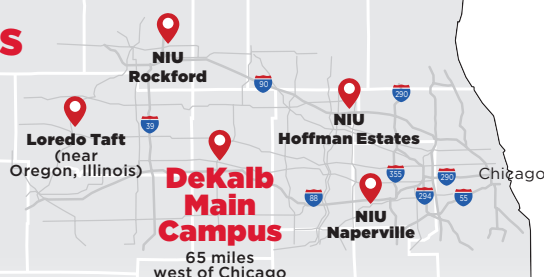
Northern Illinois
University

State House District 112

NIU Fast Facts

- **Recognized by the Brookings Institution** as the top-ranking Illinois public university in terms of upward mobility outcomes coupled with high research opportunities.
- **Commitment to affordability:** NIU has held tuition flat for the past four academic years, offers the most affordable law school education in the state and awards more than \$20 million in institutional aid to students each year. This institutional aid amount is anticipated to increase by \$5 million in FY20 as a result of the AIM High program's implementation.
- Among a small percentage of public institutions designated as **Innovation and Economic Prosperity Universities** by the Association of Public and Land-grant Universities (APLU) — acknowledging NIU as a university working with public and private sector partners to support economic development.
- The most recent economic impact study conducted shows NIU's impact on its region is **\$583 million annually**, which is seven times the university's state appropriation.

5 Locations



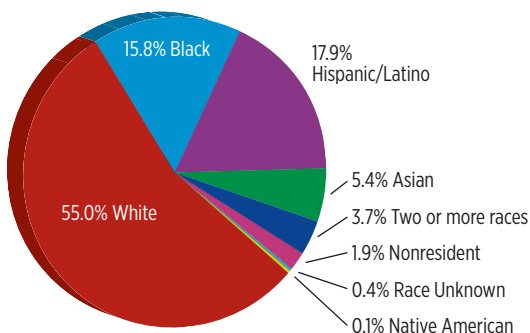
Profile of Students

Total Enrollment: 17,169
 Undergraduates: 12,788
 Graduate Students: 4,121
 Law Students: 260

More than **90%** of our undergraduates received some sort of federal aid, with one-third of students receiving a MAP Grant.

Illinois residents: **91%** of student population
 Out-of-state: **4%** of student population
 International: **5%** of student population

Ethnic/Racial Distribution



Alumni Network

240,000 alumni of record, with
150,000+ living in Illinois.

NIU in House District 112

Katie Stuart



18
2017 Enrollment



2
Pell Recipients



3
MAP Recipients



136
Alumni



3
Employees



5
Vendors

New Students



9
Total Applications



7
Accepted



2
Enrolled



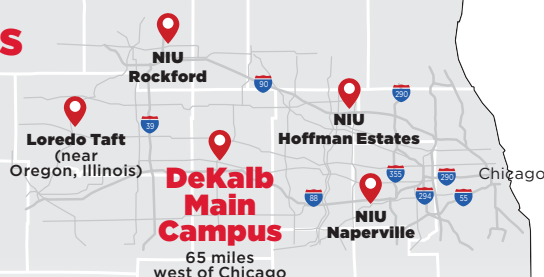
Northern Illinois
University

State House District 113

NIU Fast Facts

- **Recognized by the Brookings Institution** as the top-ranking Illinois public university in terms of upward mobility outcomes coupled with high research opportunities.
- **Commitment to affordability:** NIU has held tuition flat for the past four academic years, offers the most affordable law school education in the state and awards more than \$20 million in institutional aid to students each year. This institutional aid amount is anticipated to increase by \$5 million in FY20 as a result of the AIM High program's implementation.
- Among a small percentage of public institutions designated as **Innovation and Economic Prosperity Universities** by the Association of Public and Land-grant Universities (APLU) — acknowledging NIU as a university working with public and private sector partners to support economic development.
- The most recent economic impact study conducted shows NIU's impact on its region is **\$583 million annually**, which is seven times the university's state appropriation.

5 Locations



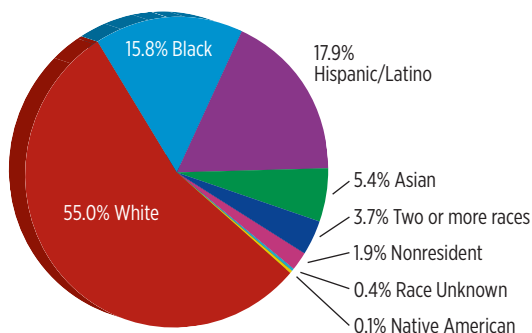
Profile of Students

Total Enrollment: 17,169
 Undergraduates: 12,788
 Graduate Students: 4,121
 Law Students: 260

More than **90%** of our undergraduates received some sort of federal aid, with one-third of students receiving a MAP Grant.

Illinois residents: **91%** of student population
 Out-of-state: **4%** of student population
 International: **5%** of student population

Ethnic/Racial Distribution



Alumni Network

240,000 alumni of record, with
150,000+ living in Illinois.

NIU in House District 113

Jay Hoffman



8

2017 Enrollment



2

Pell Recipients



2

MAP Recipients



68

Alumni



1

Employees



2

Vendors

New Students



20

Total Applications



5

Accepted



2

Enrolled



Northern Illinois
University

State House District 114

NIU Fast Facts

- **Recognized by the Brookings Institution** as the top-ranking Illinois public university in terms of upward mobility outcomes coupled with high research opportunities.
- **Commitment to affordability:** NIU has held tuition flat for the past four academic years, offers the most affordable law school education in the state and awards more than \$20 million in institutional aid to students each year. This institutional aid amount is anticipated to increase by \$5 million in FY20 as a result of the AIM High program's implementation.
- Among a small percentage of public institutions designated as **Innovation and Economic Prosperity Universities** by the Association of Public and Land-grant Universities (APLU) — acknowledging NIU as a university working with public and private sector partners to support economic development.
- The most recent economic impact study conducted shows NIU's impact on its region is **\$583 million annually**, which is seven times the university's state appropriation.

5 Locations



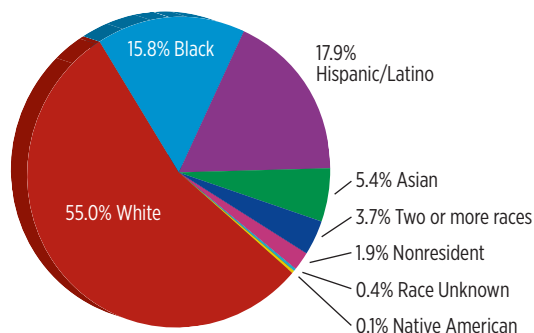
Profile of Students

Total Enrollment: 17,169
 Undergraduates: 12,788
 Graduate Students: 4,121
 Law Students: 260

More than **90%** of our undergraduates received some sort of federal aid, with one-third of students receiving a MAP Grant.

Illinois residents: **91%** of student population
 Out-of-state: **4%** of student population
 International: **5%** of student population

Ethnic/Racial Distribution



Alumni Network

240,000 alumni of record, with
150,000+ living in Illinois.

NIU in House District 114

LaToya Greenwood



14
2017 Enrollment



11
Pell Recipients



8
MAP Recipients



72
Alumni



0
Employees



7
Vendors

New Students



16
Total Applications



6
Accepted



2
Enrolled



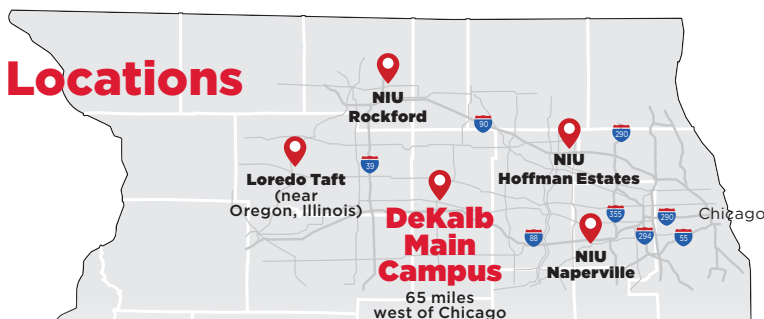
Northern Illinois
University

State House District 115

NIU Fast Facts

- **Recognized by the Brookings Institution** as the top-ranking Illinois public university in terms of upward mobility outcomes coupled with high research opportunities.
- **Commitment to affordability:** NIU has held tuition flat for the past four academic years, offers the most affordable law school education in the state and awards more than \$20 million in institutional aid to students each year. This institutional aid amount is anticipated to increase by \$5 million in FY20 as a result of the AIM High program's implementation.
- Among a small percentage of public institutions designated as **Innovation and Economic Prosperity Universities** by the Association of Public and Land-grant Universities (APLU) — acknowledging NIU as a university working with public and private sector partners to support economic development.
- The most recent economic impact study conducted shows NIU's impact on its region is **\$583 million annually**, which is seven times the university's state appropriation.

5 Locations



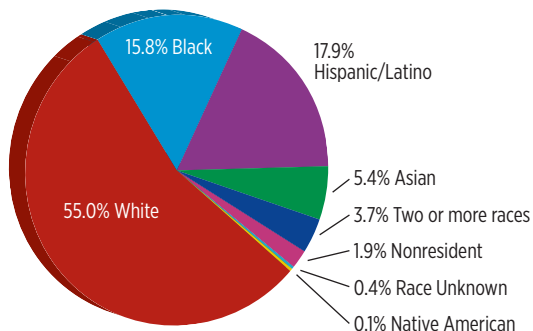
Profile of Students

Total Enrollment: 17,169
 Undergraduates: 12,788
 Graduate Students: 4,121
 Law Students: 260

More than **90%** of our undergraduates received some sort of federal aid, with one-third of students receiving a MAP Grant.

Illinois residents: **91%** of student population
 Out-of-state: **4%** of student population
 International: **5%** of student population

Ethnic/Racial Distribution



Alumni Network

240,000 alumni of record, with
150,000+ living in Illinois.

NIU in House District 115

Terri Bryant



4

2017 Enrollment



1

Pell Recipients



1

MAP Recipients



103

Alumni



5

Employees



7

Vendors

New Students



8

Total Applications



6

Accepted



1

Enrolled



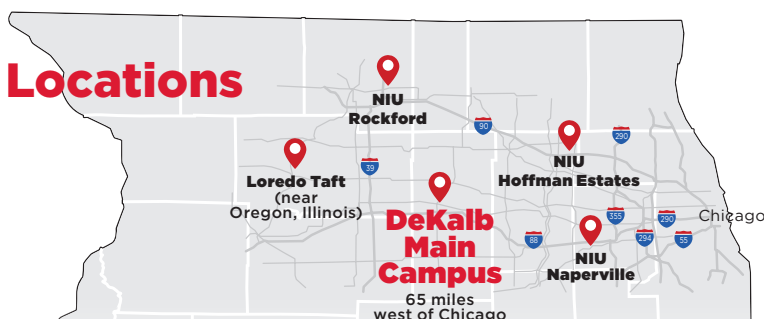
Northern Illinois
University

State House District 116

NIU Fast Facts

- **Recognized by the Brookings Institution** as the top-ranking Illinois public university in terms of upward mobility outcomes coupled with high research opportunities.
- **Commitment to affordability:** NIU has held tuition flat for the past four academic years, offers the most affordable law school education in the state and awards more than \$20 million in institutional aid to students each year. This institutional aid amount is anticipated to increase by \$5 million in FY20 as a result of the AIM High program's implementation.
- Among a small percentage of public institutions designated as **Innovation and Economic Prosperity Universities** by the Association of Public and Land-grant Universities (APLU) — acknowledging NIU as a university working with public and private sector partners to support economic development.
- The most recent economic impact study conducted shows NIU's impact on its region is **\$583 million annually**, which is seven times the university's state appropriation.

5 Locations



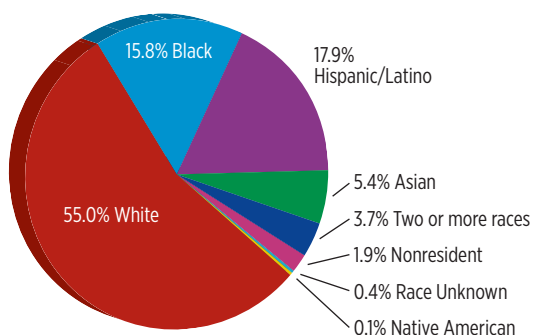
Profile of Students

Total Enrollment: 17,169
 Undergraduates: 12,788
 Graduate Students: 4,121
 Law Students: 260

More than **90%** of our undergraduates received some sort of federal aid, with one-third of students receiving a MAP Grant.

Illinois residents: **91%** of student population
 Out-of-state: **4%** of student population
 International: **5%** of student population

Ethnic/Racial Distribution



Alumni Network

240,000 alumni of record, with
150,000+ living in Illinois.

NIU in House District 116

Jerry Costello, II



4

2017 Enrollment



3

Pell Recipients



3

MAP Recipients



54

Alumni



0

Employees



0

Vendors

New Students



6

Total Applications



4

Accepted



2

Enrolled



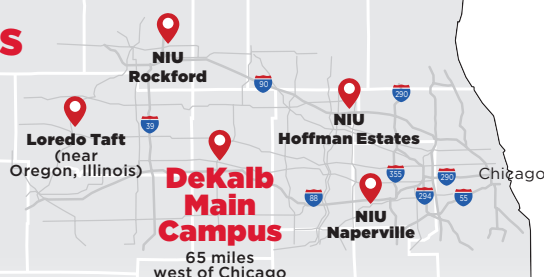
Northern Illinois
University

State House District 117

NIU Fast Facts

- **Recognized by the Brookings Institution** as the top-ranking Illinois public university in terms of upward mobility outcomes coupled with high research opportunities.
- **Commitment to affordability:** NIU has held tuition flat for the past four academic years, offers the most affordable law school education in the state and awards more than \$20 million in institutional aid to students each year. This institutional aid amount is anticipated to increase by \$5 million in FY20 as a result of the AIM High program's implementation.
- Among a small percentage of public institutions designated as **Innovation and Economic Prosperity Universities** by the Association of Public and Land-grant Universities (APLU) — acknowledging NIU as a university working with public and private sector partners to support economic development.
- The most recent economic impact study conducted shows NIU's impact on its region is **\$583 million annually**, which is seven times the university's state appropriation.

5 Locations



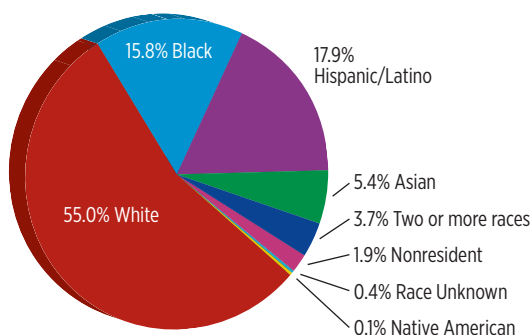
Profile of Students

Total Enrollment: 17,169
 Undergraduates: 12,788
 Graduate Students: 4,121
 Law Students: 260

More than **90%** of our undergraduates received some sort of federal aid, with one-third of students receiving a MAP Grant.

Illinois residents: **91%** of student population
 Out-of-state: **4%** of student population
 International: **5%** of student population

Ethnic/Racial Distribution



Alumni Network

240,000 alumni of record, with
150,000+ living in Illinois.

NIU in House District 117

Dave Severin



4

2017 Enrollment



1

Pell Recipients



0

MAP Recipients



57

Alumni



6

Employees



2

Vendors

New Students



9

Total Applications



4

Accepted



2

Enrolled



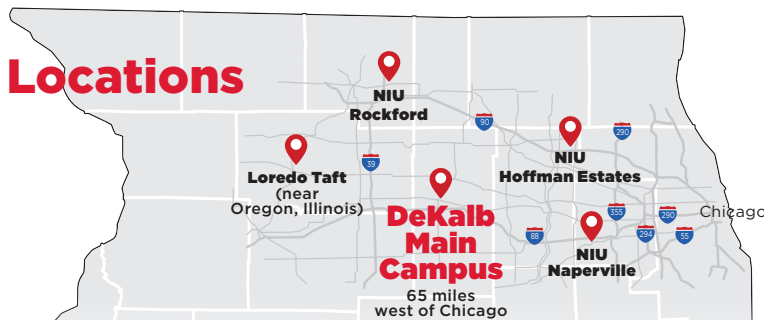
Northern Illinois
University

State House District 118

NIU Fast Facts

- **Recognized by the Brookings Institution** as the top-ranking Illinois public university in terms of upward mobility outcomes coupled with high research opportunities.
- **Commitment to affordability:** NIU has held tuition flat for the past four academic years, offers the most affordable law school education in the state and awards more than \$20 million in institutional aid to students each year. This institutional aid amount is anticipated to increase by \$5 million in FY20 as a result of the AIM High program's implementation.
- Among a small percentage of public institutions designated as **Innovation and Economic Prosperity Universities** by the Association of Public and Land-grant Universities (APLU) — acknowledging NIU as a university working with public and private sector partners to support economic development.
- The most recent economic impact study conducted shows NIU's impact on its region is **\$583 million annually**, which is seven times the university's state appropriation.

5 Locations



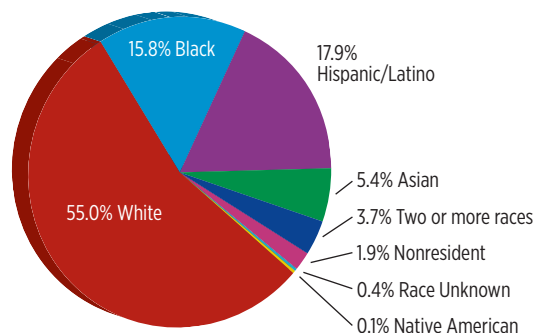
Profile of Students

Total Enrollment: 17,169
 Undergraduates: 12,788
 Graduate Students: 4,121
 Law Students: 260

More than **90%** of our undergraduates received some sort of federal aid, with one-third of students receiving a MAP Grant.

Illinois residents: **91%** of student population
 Out-of-state: **4%** of student population
 International: **5%** of student population

Ethnic/Racial Distribution



Alumni Network

240,000 alumni of record, with
150,000+ living in Illinois.

NIU in House District 118

Patrick Windhorst



1
2017 Enrollment



0
Pell Recipients



0
MAP Recipients



55
Alumni



0
Employees



4
Vendors

New Students



2
Total Applications



2
Accepted



1
Enrolled