



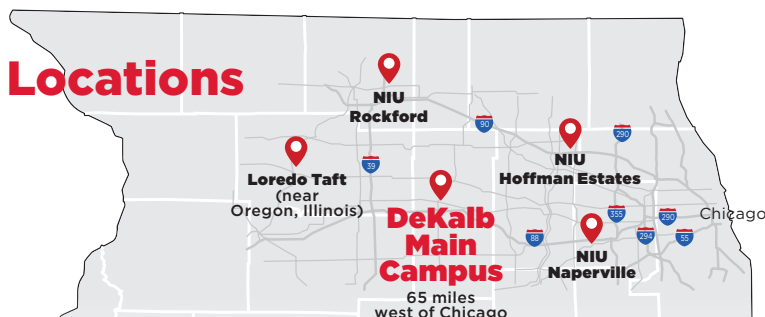
Northern Illinois
University

State House District 81

NIU Fast Facts

- **Recognized by the Brookings Institution** as the top-ranking Illinois public university in terms of upward mobility outcomes coupled with high research opportunities.
- **Commitment to affordability:** NIU has held tuition flat for the past four academic years, offers the most affordable law school education in the state and awards more than \$20 million in institutional aid to students each year. This institutional aid amount is anticipated to increase by \$5 million in FY20 as a result of the AIM High program's implementation.
- Among a small percentage of public institutions designated as **Innovation and Economic Prosperity Universities** by the Association of Public and Land-grant Universities (APLU) — acknowledging NIU as a university working with public and private sector partners to support economic development.
- The most recent economic impact study conducted shows NIU's impact on its region is **\$583 million annually**, which is seven times the university's state appropriation.

5 Locations



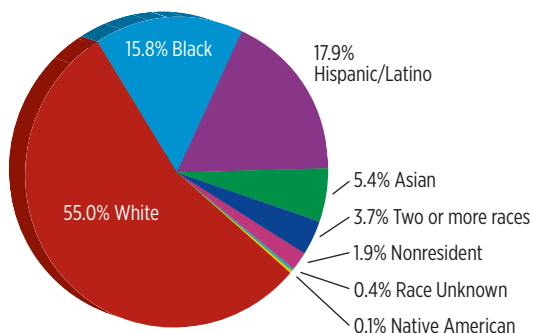
Profile of Students

Total Enrollment: 17,169
 Undergraduates: 12,788
 Graduate Students: 4,121
 Law Students: 260

More than **90%** of our undergraduates received some sort of federal aid, with one-third of students receiving a MAP Grant.

Illinois residents: **91%** of student population
 Out-of-state: **4%** of student population
 International: **5%** of student population

Ethnic/Racial Distribution



Alumni Network

240,000 alumni of record, with
150,000+ living in Illinois.

NIU in House District 81

Anne Stava-Murray



192
2017 Enrollment



33
Pell Recipients



37
MAP Recipients



3,475
Alumni



28
Employees



28
Vendors

New Students



188
Total Applications



137
Accepted



70
Enrolled



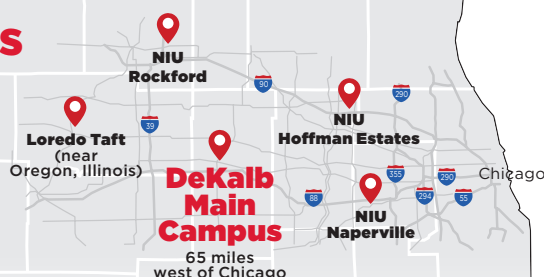
Northern Illinois
University

State House District 82

NIU Fast Facts

- **Recognized by the Brookings Institution** as the top-ranking Illinois public university in terms of upward mobility outcomes coupled with high research opportunities.
- **Commitment to affordability:** NIU has held tuition flat for the past four academic years, offers the most affordable law school education in the state and awards more than \$20 million in institutional aid to students each year. This institutional aid amount is anticipated to increase by \$5 million in FY20 as a result of the AIM High program's implementation.
- Among a small percentage of public institutions designated as **Innovation and Economic Prosperity Universities** by the Association of Public and Land-grant Universities (APLU) — acknowledging NIU as a university working with public and private sector partners to support economic development.
- The most recent economic impact study conducted shows NIU's impact on its region is **\$583 million annually**, which is seven times the university's state appropriation.

5 Locations



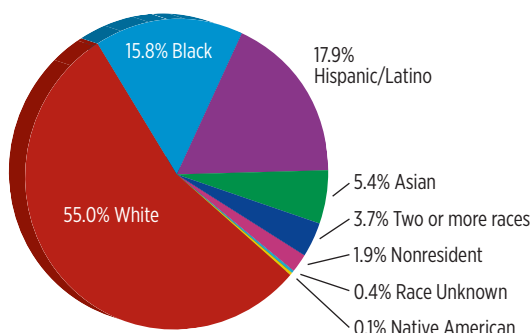
Profile of Students

Total Enrollment: 17,169
 Undergraduates: 12,788
 Graduate Students: 4,121
 Law Students: 260

More than **90%** of our undergraduates received some sort of federal aid, with one-third of students receiving a MAP Grant.

Illinois residents: **91%** of student population
 Out-of-state: **4%** of student population
 International: **5%** of student population

Ethnic/Racial Distribution



Alumni Network

240,000 alumni of record, with
150,000+ living in Illinois.

NIU in House District 82

Jim Durkin



135
2017 Enrollment



33
Pell Recipients



31
MAP Recipients



2,425
Alumni



5
Employees



23
Vendors

New Students



148
Total Applications



103
Accepted



46
Enrolled



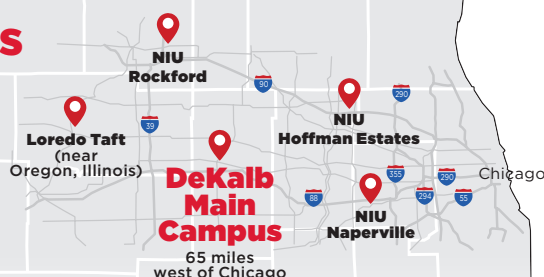
Northern Illinois
University

State House District 83

NIU Fast Facts

- **Recognized by the Brookings Institution** as the top-ranking Illinois public university in terms of upward mobility outcomes coupled with high research opportunities.
- **Commitment to affordability:** NIU has held tuition flat for the past four academic years, offers the most affordable law school education in the state and awards more than \$20 million in institutional aid to students each year. This institutional aid amount is anticipated to increase by \$5 million in FY20 as a result of the AIM High program's implementation.
- Among a small percentage of public institutions designated as **Innovation and Economic Prosperity Universities** by the Association of Public and Land-grant Universities (APLU) — acknowledging NIU as a university working with public and private sector partners to support economic development.
- The most recent economic impact study conducted shows NIU's impact on its region is **\$583 million annually**, which is seven times the university's state appropriation.

5 Locations



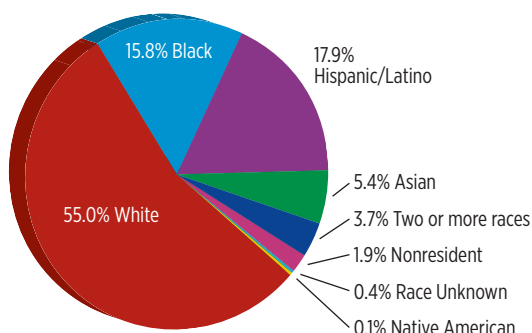
Profile of Students

Total Enrollment: 17,169
 Undergraduates: 12,788
 Graduate Students: 4,121
 Law Students: 260

More than **90%** of our undergraduates received some sort of federal aid, with one-third of students receiving a MAP Grant.

Illinois residents: **91%** of student population
 Out-of-state: **4%** of student population
 International: **5%** of student population

Ethnic/Racial Distribution



Alumni Network

240,000 alumni of record, with
150,000+ living in Illinois.

NIU in House District 83

Linda Chapa LaVia



207
2017 Enrollment



96
Pell Recipients



92
MAP Recipients



1,434
Alumni



26
Employees



53
Vendors

New Students



259
Total Applications



182
Accepted



114
Enrolled



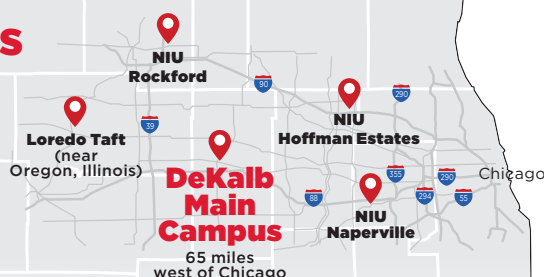
Northern Illinois
University

State House District 84

NIU Fast Facts

- **Recognized by the Brookings Institution** as the top-ranking Illinois public university in terms of upward mobility outcomes coupled with high research opportunities.
- **Commitment to affordability:** NIU has held tuition flat for the past four academic years, offers the most affordable law school education in the state and awards more than \$20 million in institutional aid to students each year. This institutional aid amount is anticipated to increase by \$5 million in FY20 as a result of the AIM High program's implementation.
- Among a small percentage of public institutions designated as **Innovation and Economic Prosperity Universities** by the Association of Public and Land-grant Universities (APLU) — acknowledging NIU as a university working with public and private sector partners to support economic development.
- The most recent economic impact study conducted shows NIU's impact on its region is **\$583 million annually**, which is seven times the university's state appropriation.

5 Locations



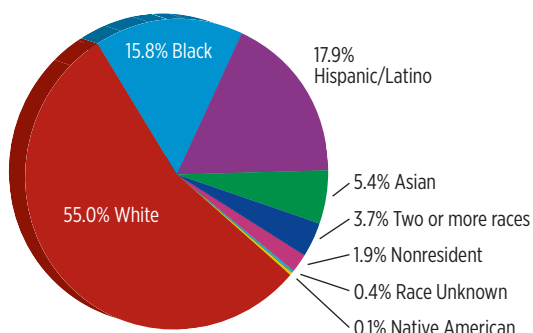
Profile of Students

Total Enrollment: 17,169
 Undergraduates: 12,788
 Graduate Students: 4,121
 Law Students: 260

More than **90%** of our undergraduates received some sort of federal aid, with one-third of students receiving a MAP Grant.

Illinois residents: **91%** of student population
 Out-of-state: **4%** of student population
 International: **5%** of student population

Ethnic/Racial Distribution



Alumni Network

240,000 alumni of record, with
150,000+ living in Illinois.

NIU in House District 84

Stephanie Kifowit



318
2017 Enrollment



87
Pell Recipients



80
MAP Recipients



2,503
Alumni



63
Employees



44
Vendors

New Students



294
Total Applications



198
Accepted



104
Enrolled



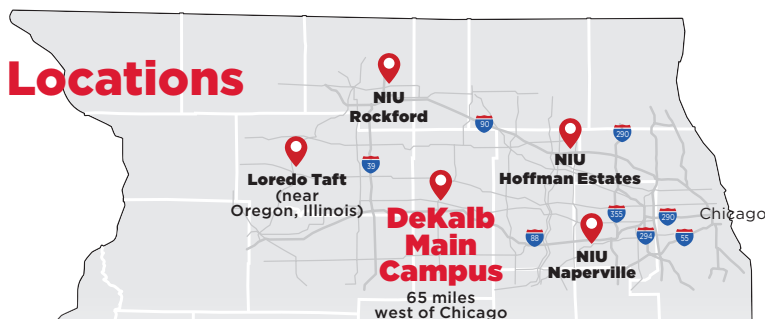
Northern Illinois
University

State House District 85

NIU Fast Facts

- **Recognized by the Brookings Institution** as the top-ranking Illinois public university in terms of upward mobility outcomes coupled with high research opportunities.
- **Commitment to affordability:** NIU has held tuition flat for the past four academic years, offers the most affordable law school education in the state and awards more than \$20 million in institutional aid to students each year. This institutional aid amount is anticipated to increase by \$5 million in FY20 as a result of the AIM High program's implementation.
- Among a small percentage of public institutions designated as **Innovation and Economic Prosperity Universities** by the Association of Public and Land-grant Universities (APLU) — acknowledging NIU as a university working with public and private sector partners to support economic development.
- The most recent economic impact study conducted shows NIU's impact on its region is **\$583 million annually**, which is seven times the university's state appropriation.

5 Locations



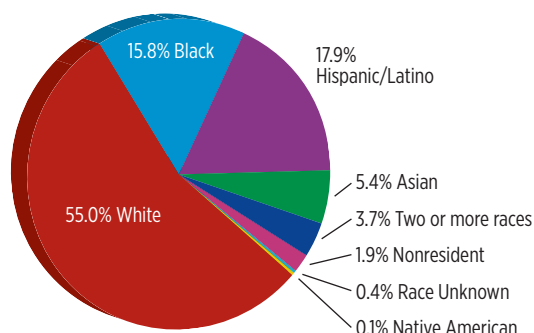
Profile of Students

Total Enrollment: 17,169
 Undergraduates: 12,788
 Graduate Students: 4,121
 Law Students: 260

More than **90%** of our undergraduates received some sort of federal aid, with one-third of students receiving a MAP Grant.

Illinois residents: **91%** of student population
 Out-of-state: **4%** of student population
 International: **5%** of student population

Ethnic/Racial Distribution



Alumni Network

240,000 alumni of record, with
150,000+ living in Illinois.

NIU in House District 85

John Connor



188
2017 Enrollment



86
Pell Recipients



83
MAP Recipients



1,323
Alumni



8
Employees



23
Vendors

New Students



172
Total Applications



95
Accepted



47
Enrolled



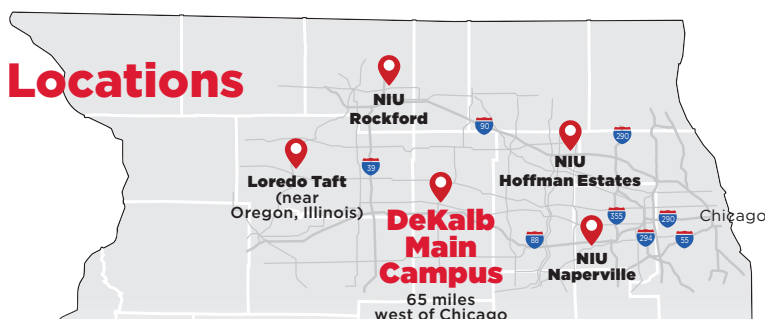
Northern Illinois
University

State House District 86

NIU Fast Facts

- **Recognized by the Brookings Institution** as the top-ranking Illinois public university in terms of upward mobility outcomes coupled with high research opportunities.
- **Commitment to affordability:** NIU has held tuition flat for the past four academic years, offers the most affordable law school education in the state and awards more than \$20 million in institutional aid to students each year. This institutional aid amount is anticipated to increase by \$5 million in FY20 as a result of the AIM High program's implementation.
- Among a small percentage of public institutions designated as **Innovation and Economic Prosperity Universities** by the Association of Public and Land-grant Universities (APLU) — acknowledging NIU as a university working with public and private sector partners to support economic development.
- The most recent economic impact study conducted shows NIU's impact on its region is **\$583 million annually**, which is seven times the university's state appropriation.

5 Locations



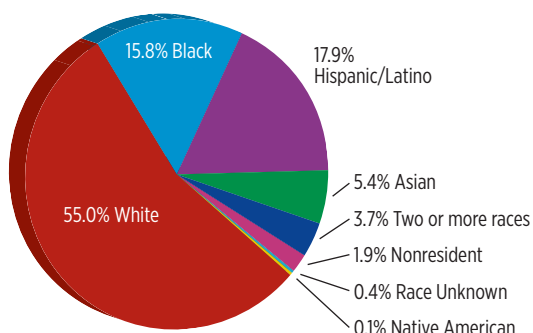
Profile of Students

Total Enrollment: 17,169
 Undergraduates: 12,788
 Graduate Students: 4,121
 Law Students: 260

More than **90%** of our undergraduates received some sort of federal aid, with one-third of students receiving a MAP Grant.

Illinois residents: **91%** of student population
 Out-of-state: **4%** of student population
 International: **5%** of student population

Ethnic/Racial Distribution



Alumni Network

240,000 alumni of record, with
150,000+ living in Illinois.

NIU in House District 86
Lawrence Walsh, Jr.



82
2017 Enrollment



34
Pell Recipients



33
MAP Recipients



771
Alumni



1
Employees



7
Vendors

New Students



112
Total Applications



69
Accepted



35
Enrolled



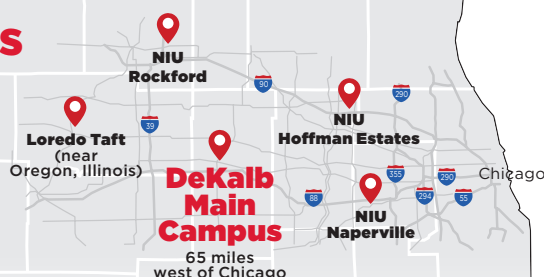
Northern Illinois
University

State House District 87

NIU Fast Facts

- **Recognized by the Brookings Institution** as the top-ranking Illinois public university in terms of upward mobility outcomes coupled with high research opportunities.
- **Commitment to affordability:** NIU has held tuition flat for the past four academic years, offers the most affordable law school education in the state and awards more than \$20 million in institutional aid to students each year. This institutional aid amount is anticipated to increase by \$5 million in FY20 as a result of the AIM High program's implementation.
- Among a small percentage of public institutions designated as **Innovation and Economic Prosperity Universities** by the Association of Public and Land-grant Universities (APLU) — acknowledging NIU as a university working with public and private sector partners to support economic development.
- The most recent economic impact study conducted shows NIU's impact on its region is **\$583 million annually**, which is seven times the university's state appropriation.

5 Locations



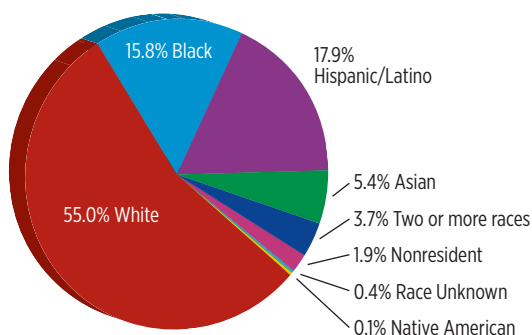
Profile of Students

Total Enrollment: 17,169
 Undergraduates: 12,788
 Graduate Students: 4,121
 Law Students: 260

More than **90%** of our undergraduates received some sort of federal aid, with one-third of students receiving a MAP Grant.

Illinois residents: **91%** of student population
 Out-of-state: **4%** of student population
 International: **5%** of student population

Ethnic/Racial Distribution



Alumni Network

240,000 alumni of record, with
150,000+ living in Illinois.

NIU in House District 87

Tim Butler



21
2017 Enrollment



5
Pell Recipients



6
MAP Recipients



186
Alumni



4
Employees



6
Vendors

New Students



21
Total Applications



13
Accepted



5
Enrolled



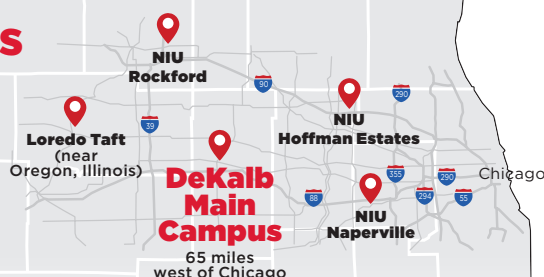
Northern Illinois
University

State House District 88

NIU Fast Facts

- **Recognized by the Brookings Institution** as the top-ranking Illinois public university in terms of upward mobility outcomes coupled with high research opportunities.
- **Commitment to affordability:** NIU has held tuition flat for the past four academic years, offers the most affordable law school education in the state and awards more than \$20 million in institutional aid to students each year. This institutional aid amount is anticipated to increase by \$5 million in FY20 as a result of the AIM High program's implementation.
- Among a small percentage of public institutions designated as **Innovation and Economic Prosperity Universities** by the Association of Public and Land-grant Universities (APLU) — acknowledging NIU as a university working with public and private sector partners to support economic development.
- The most recent economic impact study conducted shows NIU's impact on its region is **\$583 million annually**, which is seven times the university's state appropriation.

5 Locations



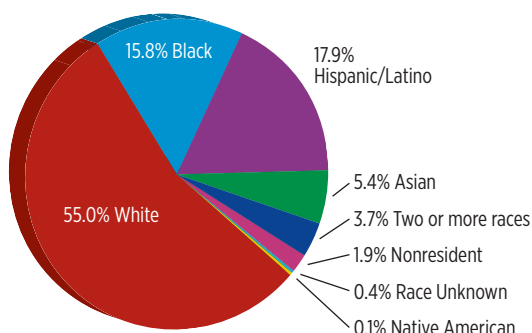
Profile of Students

Total Enrollment: 17,169
 Undergraduates: 12,788
 Graduate Students: 4,121
 Law Students: 260

More than **90%** of our undergraduates received some sort of federal aid, with one-third of students receiving a MAP Grant.

Illinois residents: **91%** of student population
 Out-of-state: **4%** of student population
 International: **5%** of student population

Ethnic/Racial Distribution



Alumni Network

240,000 alumni of record, with
150,000+ living in Illinois.

NIU in House District 88

Keith P. Sommer



40
2017 Enrollment



7
Pell Recipients



8
MAP Recipients



463
Alumni



3
Employees



14
Vendors

New Students



54
Total Applications



37
Accepted



15
Enrolled



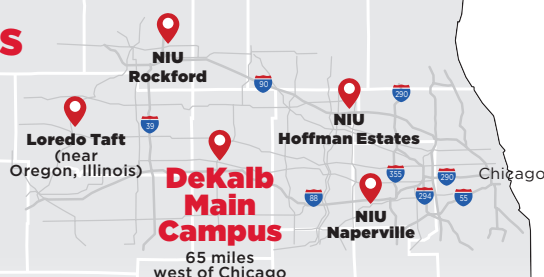
Northern Illinois
University

State House District 89

NIU Fast Facts

- **Recognized by the Brookings Institution** as the top-ranking Illinois public university in terms of upward mobility outcomes coupled with high research opportunities.
- **Commitment to affordability:** NIU has held tuition flat for the past four academic years, offers the most affordable law school education in the state and awards more than \$20 million in institutional aid to students each year. This institutional aid amount is anticipated to increase by \$5 million in FY20 as a result of the AIM High program's implementation.
- Among a small percentage of public institutions designated as **Innovation and Economic Prosperity Universities** by the Association of Public and Land-grant Universities (APLU) — acknowledging NIU as a university working with public and private sector partners to support economic development.
- The most recent economic impact study conducted shows NIU's impact on its region is **\$583 million annually**, which is seven times the university's state appropriation.

5 Locations



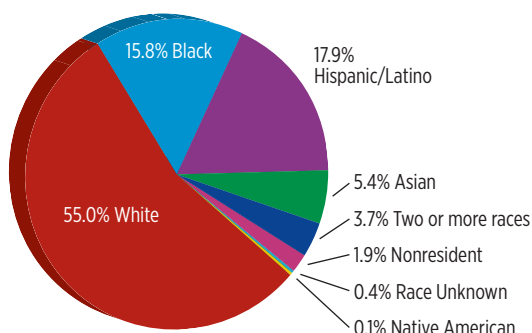
Profile of Students

Total Enrollment: 17,169
 Undergraduates: 12,788
 Graduate Students: 4,121
 Law Students: 260

More than **90%** of our undergraduates received some sort of federal aid, with one-third of students receiving a MAP Grant.

Illinois residents: **91%** of student population
 Out-of-state: **4%** of student population
 International: **5%** of student population

Ethnic/Racial Distribution



Alumni Network

240,000 alumni of record, with
150,000+ living in Illinois.

NIU in House District 89

Andrew Chesney



183
2017 Enrollment



54
Pell Recipients



52
MAP Recipients



2,437
Alumni



24
Employees



21
Vendors

New Students



149
Total Applications



107
Accepted



61
Enrolled



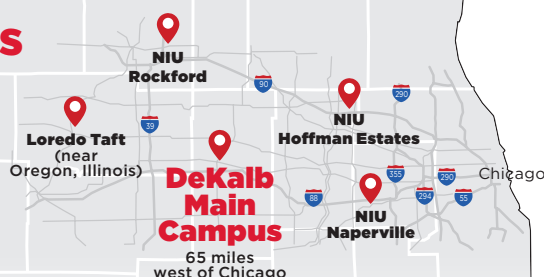
Northern Illinois
University

State House District 90

NIU Fast Facts

- **Recognized by the Brookings Institution** as the top-ranking Illinois public university in terms of upward mobility outcomes coupled with high research opportunities.
- **Commitment to affordability:** NIU has held tuition flat for the past four academic years, offers the most affordable law school education in the state and awards more than \$20 million in institutional aid to students each year. This institutional aid amount is anticipated to increase by \$5 million in FY20 as a result of the AIM High program's implementation.
- Among a small percentage of public institutions designated as **Innovation and Economic Prosperity Universities** by the Association of Public and Land-grant Universities (APLU) — acknowledging NIU as a university working with public and private sector partners to support economic development.
- The most recent economic impact study conducted shows NIU's impact on its region is **\$583 million annually**, which is seven times the university's state appropriation.

5 Locations



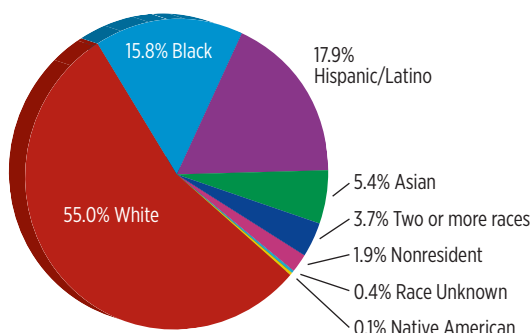
Profile of Students

Total Enrollment: 17,169
 Undergraduates: 12,788
 Graduate Students: 4,121
 Law Students: 260

More than **90%** of our undergraduates received some sort of federal aid, with one-third of students receiving a MAP Grant.

Illinois residents: **91%** of student population
 Out-of-state: **4%** of student population
 International: **5%** of student population

Ethnic/Racial Distribution



Alumni Network

240,000 alumni of record, with
150,000+ living in Illinois.

NIU in House District 90

Tom Demmer



881
2017 Enrollment



258
Pell Recipients



235
MAP Recipients



4,982
Alumni



679
Employees



168
Vendors

New Students



461
Total Applications



359
Accepted



242
Enrolled



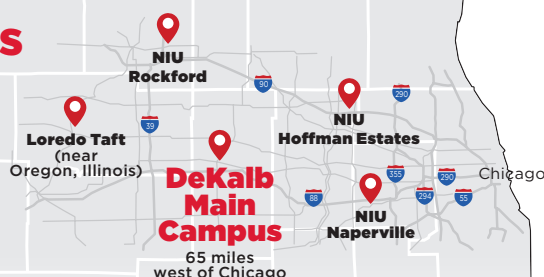
Northern Illinois
University

State House District 91

NIU Fast Facts

- **Recognized by the Brookings Institution** as the top-ranking Illinois public university in terms of upward mobility outcomes coupled with high research opportunities.
- **Commitment to affordability:** NIU has held tuition flat for the past four academic years, offers the most affordable law school education in the state and awards more than \$20 million in institutional aid to students each year. This institutional aid amount is anticipated to increase by \$5 million in FY20 as a result of the AIM High program's implementation.
- Among a small percentage of public institutions designated as **Innovation and Economic Prosperity Universities** by the Association of Public and Land-grant Universities (APLU) — acknowledging NIU as a university working with public and private sector partners to support economic development.
- The most recent economic impact study conducted shows NIU's impact on its region is **\$583 million annually**, which is seven times the university's state appropriation.

5 Locations



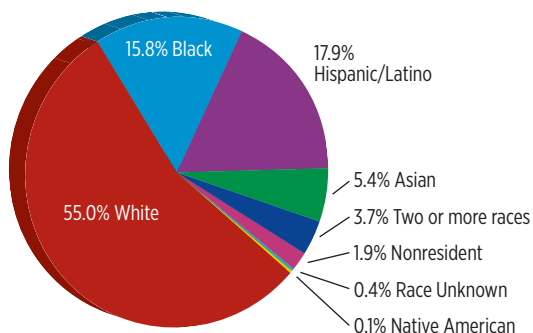
Profile of Students

Total Enrollment: 17,169
 Undergraduates: 12,788
 Graduate Students: 4,121
 Law Students: 260

More than **90%** of our undergraduates received some sort of federal aid, with one-third of students receiving a MAP Grant.

Illinois residents: **91%** of student population
 Out-of-state: **4%** of student population
 International: **5%** of student population

Ethnic/Racial Distribution



Alumni Network

240,000 alumni of record, with
150,000+ living in Illinois.

NIU in House District 91

Michael D. Unes



20
2017 Enrollment



7
Pell Recipients



5
MAP Recipients



201
Alumni



0
Employees



6
Vendors

New Students



23
Total Applications



17
Accepted



8
Enrolled



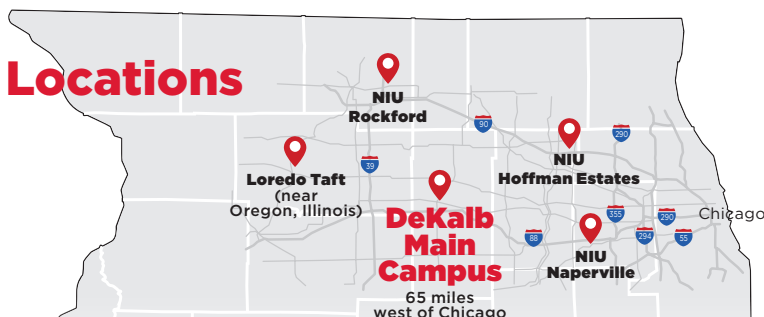
Northern Illinois
University

State House District 92

NIU Fast Facts

- **Recognized by the Brookings Institution** as the top-ranking Illinois public university in terms of upward mobility outcomes coupled with high research opportunities.
- **Commitment to affordability:** NIU has held tuition flat for the past four academic years, offers the most affordable law school education in the state and awards more than \$20 million in institutional aid to students each year. This institutional aid amount is anticipated to increase by \$5 million in FY20 as a result of the AIM High program's implementation.
- Among a small percentage of public institutions designated as **Innovation and Economic Prosperity Universities** by the Association of Public and Land-grant Universities (APLU) — acknowledging NIU as a university working with public and private sector partners to support economic development.
- The most recent economic impact study conducted shows NIU's impact on its region is **\$583 million annually**, which is seven times the university's state appropriation.

5 Locations



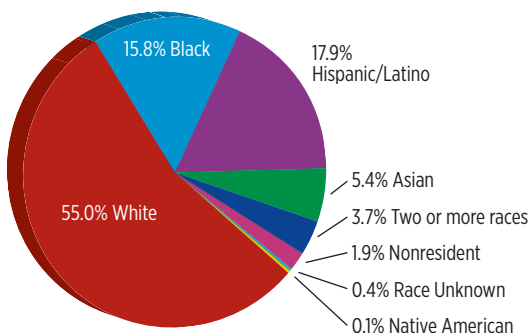
Profile of Students

Total Enrollment: 17,169
 Undergraduates: 12,788
 Graduate Students: 4,121
 Law Students: 260

More than **90%** of our undergraduates received some sort of federal aid, with one-third of students receiving a MAP Grant.

Illinois residents: **91%** of student population
 Out-of-state: **4%** of student population
 International: **5%** of student population

Ethnic/Racial Distribution



Alumni Network

240,000 alumni of record, with
150,000+ living in Illinois.

NIU in House District 92

Jehan Gordon-Booth



31
2017 Enrollment



18
Pell Recipients



18
MAP Recipients



249
Alumni



5
Employees



20
Vendors

New Students



82
Total Applications



35
Accepted



15
Enrolled



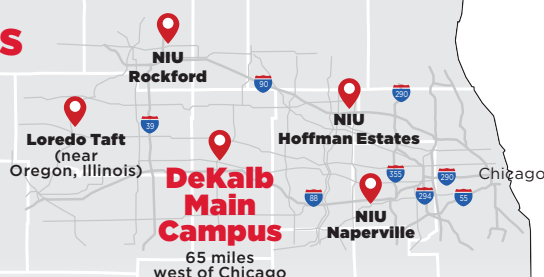
Northern Illinois
University

State House District 93

NIU Fast Facts

- **Recognized by the Brookings Institution** as the top-ranking Illinois public university in terms of upward mobility outcomes coupled with high research opportunities.
- **Commitment to affordability:** NIU has held tuition flat for the past four academic years, offers the most affordable law school education in the state and awards more than \$20 million in institutional aid to students each year. This institutional aid amount is anticipated to increase by \$5 million in FY20 as a result of the AIM High program's implementation.
- Among a small percentage of public institutions designated as **Innovation and Economic Prosperity Universities** by the Association of Public and Land-grant Universities (APLU) — acknowledging NIU as a university working with public and private sector partners to support economic development.
- The most recent economic impact study conducted shows NIU's impact on its region is **\$583 million annually**, which is seven times the university's state appropriation.

5 Locations



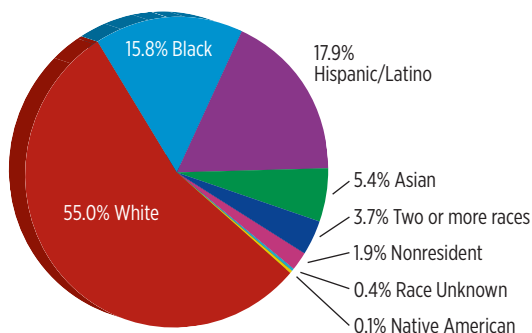
Profile of Students

Total Enrollment: 17,169
 Undergraduates: 12,788
 Graduate Students: 4,121
 Law Students: 260

More than **90%** of our undergraduates received some sort of federal aid, with one-third of students receiving a MAP Grant.

Illinois residents: **91%** of student population
 Out-of-state: **4%** of student population
 International: **5%** of student population

Ethnic/Racial Distribution



Alumni Network

240,000 alumni of record, with
150,000+ living in Illinois.

NIU in House District 93

Norine K. Hammond



18
2017 Enrollment



10
Pell Recipients



10
MAP Recipients



148
Alumni



1
Employees



16
Vendors

New Students



19
Total Applications



8
Accepted



5
Enrolled



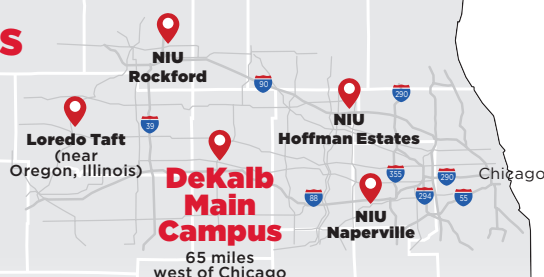
Northern Illinois
University

State House District 94

NIU Fast Facts

- **Recognized by the Brookings Institution** as the top-ranking Illinois public university in terms of upward mobility outcomes coupled with high research opportunities.
- **Commitment to affordability:** NIU has held tuition flat for the past four academic years, offers the most affordable law school education in the state and awards more than \$20 million in institutional aid to students each year. This institutional aid amount is anticipated to increase by \$5 million in FY20 as a result of the AIM High program's implementation.
- Among a small percentage of public institutions designated as **Innovation and Economic Prosperity Universities** by the Association of Public and Land-grant Universities (APLU) — acknowledging NIU as a university working with public and private sector partners to support economic development.
- The most recent economic impact study conducted shows NIU's impact on its region is **\$583 million annually**, which is seven times the university's state appropriation.

5 Locations



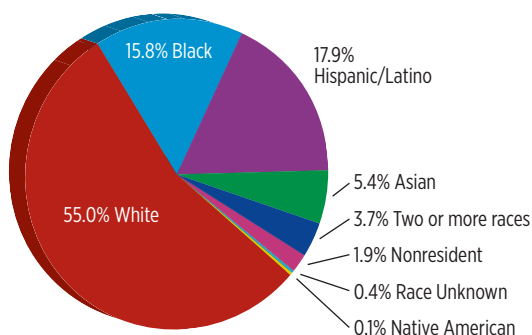
Profile of Students

Total Enrollment: 17,169
 Undergraduates: 12,788
 Graduate Students: 4,121
 Law Students: 260

More than **90%** of our undergraduates received some sort of federal aid, with one-third of students receiving a MAP Grant.

Illinois residents: **91%** of student population
 Out-of-state: **4%** of student population
 International: **5%** of student population

Ethnic/Racial Distribution



Alumni Network

240,000 alumni of record, with
150,000+ living in Illinois.

NIU in House District 94

Randy E. Frese



18
2017 Enrollment



10
Pell Recipients



9
MAP Recipients



134
Alumni



0
Employees



8
Vendors

New Students



18
Total Applications



14
Accepted



7
Enrolled



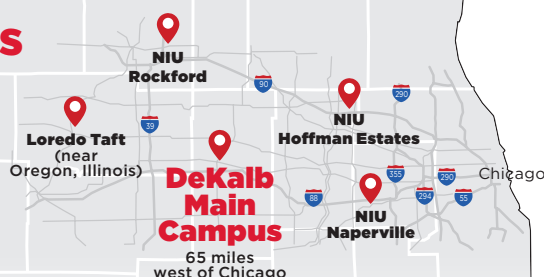
Northern Illinois
University

State House District 95

NIU Fast Facts

- **Recognized by the Brookings Institution** as the top-ranking Illinois public university in terms of upward mobility outcomes coupled with high research opportunities.
- **Commitment to affordability:** NIU has held tuition flat for the past four academic years, offers the most affordable law school education in the state and awards more than \$20 million in institutional aid to students each year. This institutional aid amount is anticipated to increase by \$5 million in FY20 as a result of the AIM High program's implementation.
- Among a small percentage of public institutions designated as **Innovation and Economic Prosperity Universities** by the Association of Public and Land-grant Universities (APLU) — acknowledging NIU as a university working with public and private sector partners to support economic development.
- The most recent economic impact study conducted shows NIU's impact on its region is **\$583 million annually**, which is seven times the university's state appropriation.

5 Locations



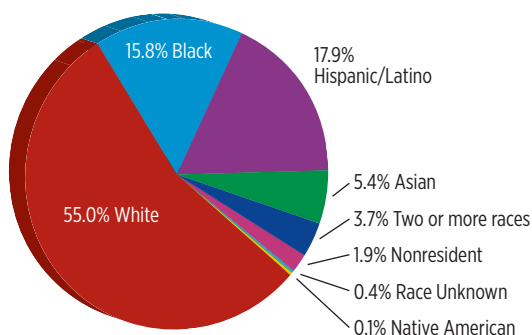
Profile of Students

Total Enrollment: 17,169
 Undergraduates: 12,788
 Graduate Students: 4,121
 Law Students: 260

More than **90%** of our undergraduates received some sort of federal aid, with one-third of students receiving a MAP Grant.

Illinois residents: **91%** of student population
 Out-of-state: **4%** of student population
 International: **5%** of student population

Ethnic/Racial Distribution



Alumni Network

240,000 alumni of record, with
150,000+ living in Illinois.

NIU in House District 95

Avery Bourne



9
2017 Enrollment



4
Pell Recipients



4
MAP Recipients



83
Alumni



1
Employees



5
Vendors

New Students



10
Total Applications



7
Accepted



1
Enrolled



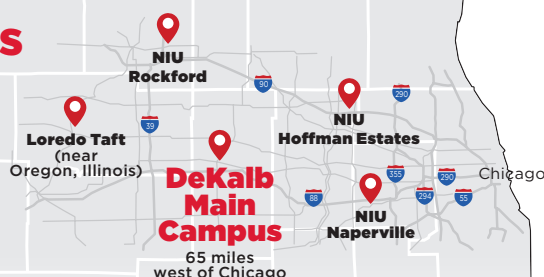
Northern Illinois
University

State House District 96

NIU Fast Facts

- **Recognized by the Brookings Institution** as the top-ranking Illinois public university in terms of upward mobility outcomes coupled with high research opportunities.
- **Commitment to affordability:** NIU has held tuition flat for the past four academic years, offers the most affordable law school education in the state and awards more than \$20 million in institutional aid to students each year. This institutional aid amount is anticipated to increase by \$5 million in FY20 as a result of the AIM High program's implementation.
- Among a small percentage of public institutions designated as **Innovation and Economic Prosperity Universities** by the Association of Public and Land-grant Universities (APLU) — acknowledging NIU as a university working with public and private sector partners to support economic development.
- The most recent economic impact study conducted shows NIU's impact on its region is **\$583 million annually**, which is seven times the university's state appropriation.

5 Locations



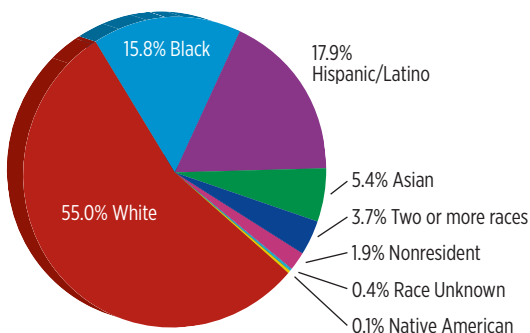
Profile of Students

Total Enrollment: 17,169
 Undergraduates: 12,788
 Graduate Students: 4,121
 Law Students: 260

More than **90%** of our undergraduates received some sort of federal aid, with one-third of students receiving a MAP Grant.

Illinois residents: **91%** of student population
 Out-of-state: **4%** of student population
 International: **5%** of student population

Ethnic/Racial Distribution



Alumni Network

240,000 alumni of record, with
150,000+ living in Illinois.

NIU in House District 96

Sue Scherer



14
2017 Enrollment



2
Pell Recipients



2
MAP Recipients



132
Alumni



2
Employees



21
Vendors

New Students



31
Total Applications



15
Accepted



3
Enrolled



Northern Illinois
University

State House District 97

NIU Fast Facts

- **Recognized by the Brookings Institution** as the top-ranking Illinois public university in terms of upward mobility outcomes coupled with high research opportunities.
- **Commitment to affordability:** NIU has held tuition flat for the past four academic years, offers the most affordable law school education in the state and awards more than \$20 million in institutional aid to students each year. This institutional aid amount is anticipated to increase by \$5 million in FY20 as a result of the AIM High program's implementation.
- Among a small percentage of public institutions designated as **Innovation and Economic Prosperity Universities** by the Association of Public and Land-grant Universities (APLU) — acknowledging NIU as a university working with public and private sector partners to support economic development.
- The most recent economic impact study conducted shows NIU's impact on its region is **\$583 million annually**, which is seven times the university's state appropriation.

5 Locations



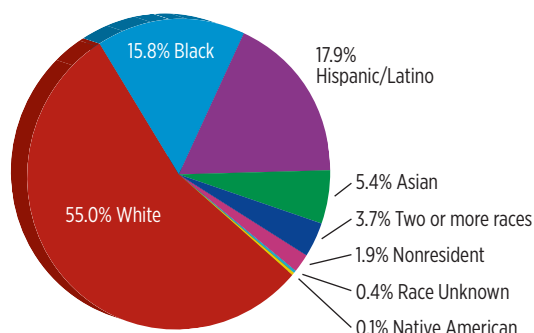
Profile of Students

Total Enrollment: 17,169
 Undergraduates: 12,788
 Graduate Students: 4,121
 Law Students: 260

More than **90%** of our undergraduates received some sort of federal aid, with one-third of students receiving a MAP Grant.

Illinois residents: **91%** of student population
 Out-of-state: **4%** of student population
 International: **5%** of student population

Ethnic/Racial Distribution



Alumni Network

240,000 alumni of record, with
150,000+ living in Illinois.

NIU in House District 97

Mark Batinick



300
2017 Enrollment



69
Pell Recipients



61
MAP Recipients



2,923
Alumni



23
Employees



22
Vendors

New Students



320
Total Applications



236
Accepted



128
Enrolled



Northern Illinois
University

State House District 98

NIU Fast Facts

- **Recognized by the Brookings Institution** as the top-ranking Illinois public university in terms of upward mobility outcomes coupled with high research opportunities.
- **Commitment to affordability:** NIU has held tuition flat for the past four academic years, offers the most affordable law school education in the state and awards more than \$20 million in institutional aid to students each year. This institutional aid amount is anticipated to increase by \$5 million in FY20 as a result of the AIM High program's implementation.
- Among a small percentage of public institutions designated as **Innovation and Economic Prosperity Universities** by the Association of Public and Land-grant Universities (APLU) — acknowledging NIU as a university working with public and private sector partners to support economic development.
- The most recent economic impact study conducted shows NIU's impact on its region is **\$583 million annually**, which is seven times the university's state appropriation.

5 Locations



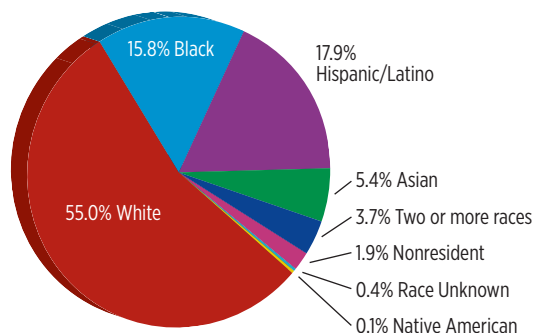
Profile of Students

Total Enrollment: 17,169
 Undergraduates: 12,788
 Graduate Students: 4,121
 Law Students: 260

More than **90%** of our undergraduates received some sort of federal aid, with one-third of students receiving a MAP Grant.

Illinois residents: **91%** of student population
 Out-of-state: **4%** of student population
 International: **5%** of student population

Ethnic/Racial Distribution



Alumni Network

240,000 alumni of record, with
150,000+ living in Illinois.

NIU in House District 98

Natalie A. Manley



217
2017 Enrollment



72
Pell Recipients



76
MAP Recipients



1,575
Alumni



13
Employees



20
Vendors

New Students



236
Total Applications



156
Accepted



80
Enrolled



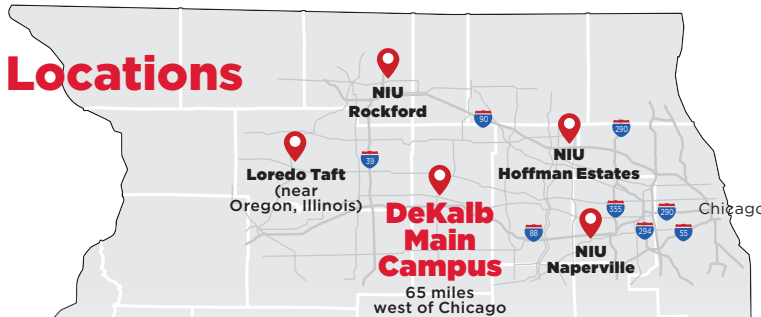
Northern Illinois
University

State House District 99

NIU Fast Facts

- **Recognized by the Brookings Institution** as the top-ranking Illinois public university in terms of upward mobility outcomes coupled with high research opportunities.
- **Commitment to affordability:** NIU has held tuition flat for the past four academic years, offers the most affordable law school education in the state and awards more than \$20 million in institutional aid to students each year. This institutional aid amount is anticipated to increase by \$5 million in FY20 as a result of the AIM High program's implementation.
- Among a small percentage of public institutions designated as **Innovation and Economic Prosperity Universities** by the Association of Public and Land-grant Universities (APLU) — acknowledging NIU as a university working with public and private sector partners to support economic development.
- The most recent economic impact study conducted shows NIU's impact on its region is **\$583 million annually**, which is seven times the university's state appropriation.

5 Locations



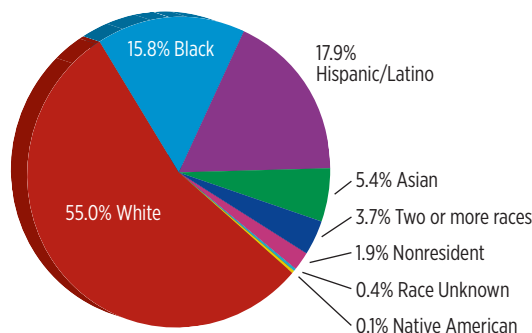
Profile of Students

Total Enrollment: 17,169
 Undergraduates: 12,788
 Graduate Students: 4,121
 Law Students: 260

More than **90%** of our undergraduates received some sort of federal aid, with one-third of students receiving a MAP Grant.

Illinois residents: **91%** of student population
 Out-of-state: **4%** of student population
 International: **5%** of student population

Ethnic/Racial Distribution



Alumni Network

240,000 alumni of record, with
150,000+ living in Illinois.

NIU in House District 99

Mike Murphy



20
2017 Enrollment



4
Pell Recipients



5
MAP Recipients



397
Alumni



6
Employees



28
Vendors

New Students



26
Total Applications



15
Accepted



4
Enrolled



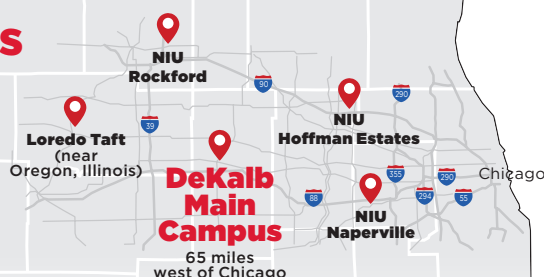
Northern Illinois
University

State House District 100

NIU Fast Facts

- **Recognized by the Brookings Institution** as the top-ranking Illinois public university in terms of upward mobility outcomes coupled with high research opportunities.
- **Commitment to affordability:** NIU has held tuition flat for the past four academic years, offers the most affordable law school education in the state and awards more than \$20 million in institutional aid to students each year. This institutional aid amount is anticipated to increase by \$5 million in FY20 as a result of the AIM High program's implementation.
- Among a small percentage of public institutions designated as **Innovation and Economic Prosperity Universities** by the Association of Public and Land-grant Universities (APLU) — acknowledging NIU as a university working with public and private sector partners to support economic development.
- The most recent economic impact study conducted shows NIU's impact on its region is **\$583 million annually**, which is seven times the university's state appropriation.

5 Locations



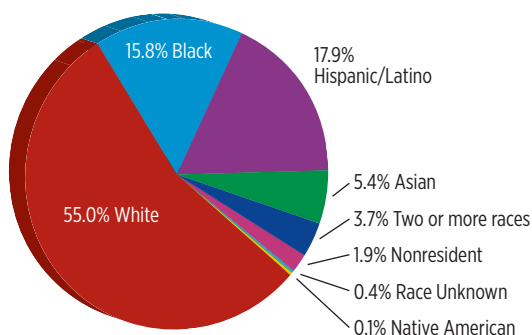
Profile of Students

Total Enrollment: 17,169
 Undergraduates: 12,788
 Graduate Students: 4,121
 Law Students: 260

More than **90%** of our undergraduates received some sort of federal aid, with one-third of students receiving a MAP Grant.

Illinois residents: **91%** of student population
 Out-of-state: **4%** of student population
 International: **5%** of student population

Ethnic/Racial Distribution



Alumni Network

240,000 alumni of record, with
150,000+ living in Illinois.

NIU in House District 100

C.D. Davidsmeyer



11
2017 Enrollment



5
Pell Recipients



5
MAP Recipients



114
Alumni



4
Employees



2
Vendors

New Students



11
Total Applications



8
Accepted



2
Enrolled