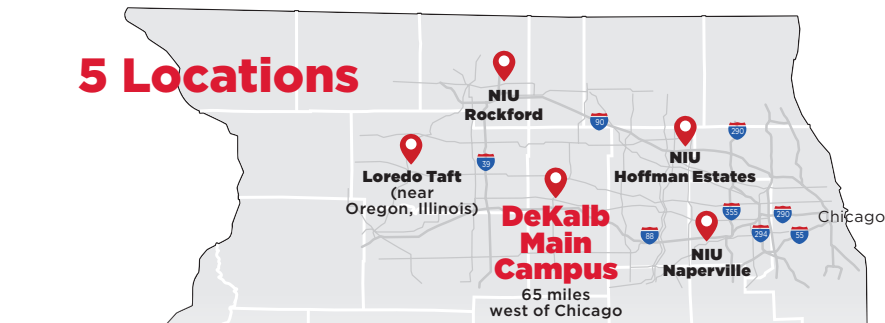




Northern Illinois University Fast Facts

- **Recognized by the Brookings Institution** as the top-ranking Illinois public university in terms of upward mobility outcomes coupled with high research opportunities.
- **Commitment to affordability:** NIU has held tuition flat for the past four academic years, offers the most affordable law school education in the state and awards more than \$20 million in institutional aid to students each year. This institutional aid amount is anticipated to increase by \$5 million in FY20 as a result of the AIM High program's implementation.
- Among a small percentage of public institutions designated as **Innovation and Economic Prosperity Universities** by the Association of Public and Land-grant Universities (APLU) — acknowledging NIU as a university working with public and private sector partners to support economic development.
- The most recent economic impact study conducted shows NIU's impact on its region is **\$583 million annually**, which is seven times the university's state appropriation.

5 Locations



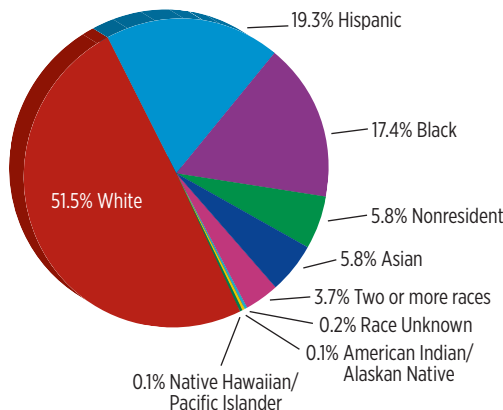
Profile of Students

Total Enrollment: 16,609
 Undergraduates: 12,131
 Graduate Students: 4,204
 Law Students: 274

More than **90%** of our undergraduates received some sort of federal aid, with one-third of students receiving a MAP Grant.

Illinois residents: **89.5%** of student population
 Out-of-state: **5%** of student population
 International: **5.5%** of student population

Ethnic/Racial Distribution




Alumni Network

245,000+ alumni of record, with **160,000+** living in Illinois.

NIU in House District 81

Anne Stava-Murray



194
2019 Enrollment



38
Pell Recipients



35
MAP Recipients



3,518
Alumni



30
Employees



28
Vendors

New Students



133
Total Applications



92
Accepted



39
Enrolled

Degrees Conferred

44
Undergraduate

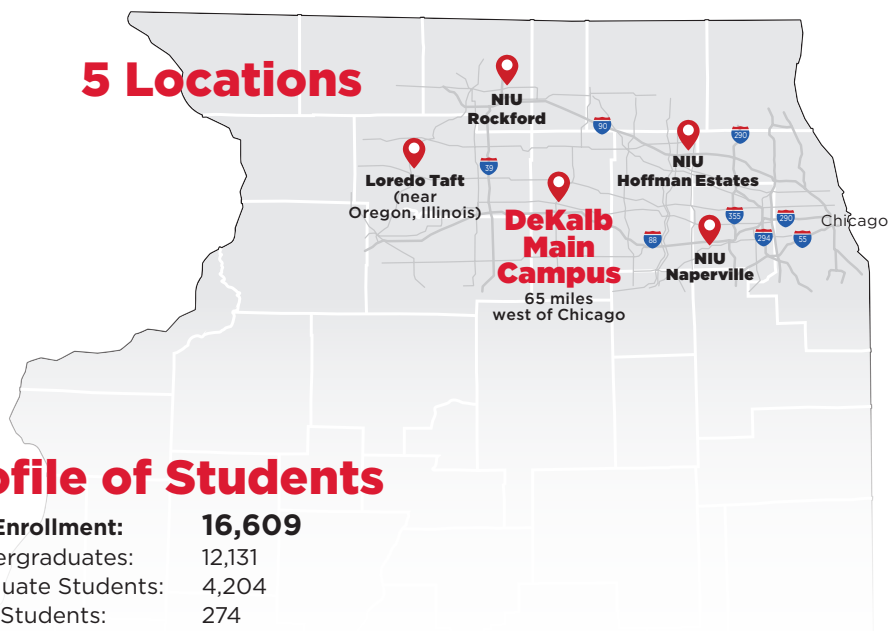
20
Graduate



Northern Illinois University Fast Facts

- **Recognized by the Brookings Institution** as the top-ranking Illinois public university in terms of upward mobility outcomes coupled with high research opportunities.
- **Commitment to affordability:** NIU has held tuition flat for the past four academic years, offers the most affordable law school education in the state and awards more than \$20 million in institutional aid to students each year. This institutional aid amount is anticipated to increase by \$5 million in FY20 as a result of the AIM High program's implementation.
- Among a small percentage of public institutions designated as **Innovation and Economic Prosperity Universities** by the Association of Public and Land-grant Universities (APLU) — acknowledging NIU as a university working with public and private sector partners to support economic development.
- The most recent economic impact study conducted shows NIU's impact on its region is **\$583 million annually**, which is seven times the university's state appropriation.

5 Locations



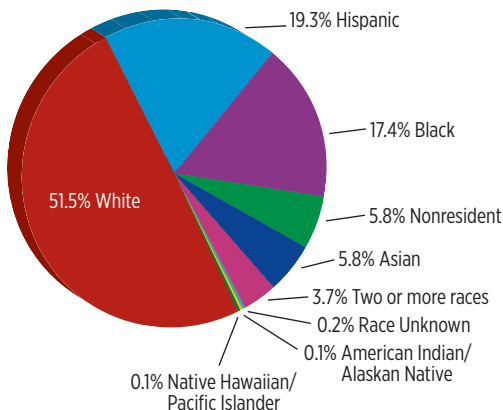
Profile of Students

Total Enrollment: 16,609
 Undergraduates: 12,131
 Graduate Students: 4,204
 Law Students: 274

More than **90%** of our undergraduates received some sort of federal aid, with one-third of students receiving a MAP Grant.

Illinois residents: **89.5%** of student population
 Out-of-state: **5%** of student population
 International: **5.5%** of student population

Ethnic/Racial Distribution



Alumni Network

245,000+ alumni of record, with **160,000+** living in Illinois.

NIU in House District 82

Jim Durkin



126
2019 Enrollment



33
Pell Recipients



32
MAP Recipients



2,467
Alumni



4
Employees



33
Vendors

New Students



97
Total Applications



54
Accepted



29
Enrolled

Degrees Conferred

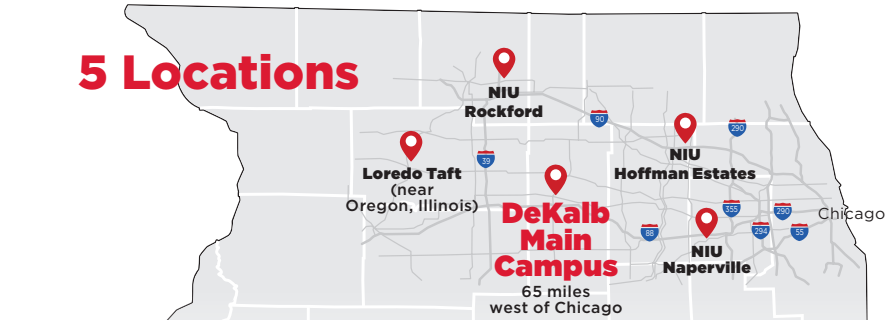
31 Undergraduate **8** Graduate



Northern Illinois University Fast Facts

- **Recognized by the Brookings Institution** as the top-ranking Illinois public university in terms of upward mobility outcomes coupled with high research opportunities.
- **Commitment to affordability:** NIU has held tuition flat for the past four academic years, offers the most affordable law school education in the state and awards more than \$20 million in institutional aid to students each year. This institutional aid amount is anticipated to increase by \$5 million in FY20 as a result of the AIM High program's implementation.
- Among a small percentage of public institutions designated as **Innovation and Economic Prosperity Universities** by the Association of Public and Land-grant Universities (APLU) — acknowledging NIU as a university working with public and private sector partners to support economic development.
- The most recent economic impact study conducted shows NIU's impact on its region is **\$583 million annually**, which is seven times the university's state appropriation.

5 Locations



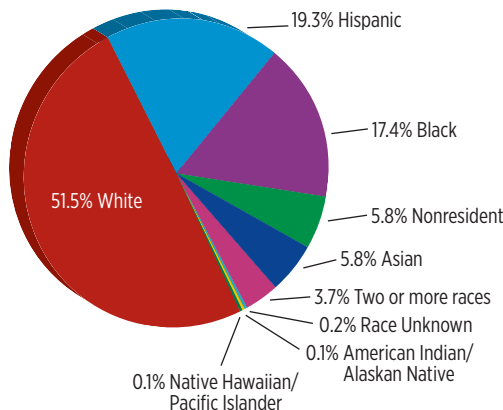
Profile of Students

Total Enrollment: 16,609
 Undergraduates: 12,131
 Graduate Students: 4,204
 Law Students: 274

More than **90%** of our undergraduates received some sort of federal aid, with one-third of students receiving a MAP Grant.

Illinois residents: **89.5%** of student population
 Out-of-state: **5%** of student population
 International: **5.5%** of student population

Ethnic/Racial Distribution




Alumni Network

245,000+ alumni of record, with **160,000+** living in Illinois.

NIU in House District 83

Barbara Hernandez



203
2019 Enrollment



105
Pell Recipients



98
MAP Recipients



1,437
Alumni



19
Employees



66
Vendors

New Students



214
Total Applications



132
Accepted



70
Enrolled

Degrees Conferred

46
Undergraduate

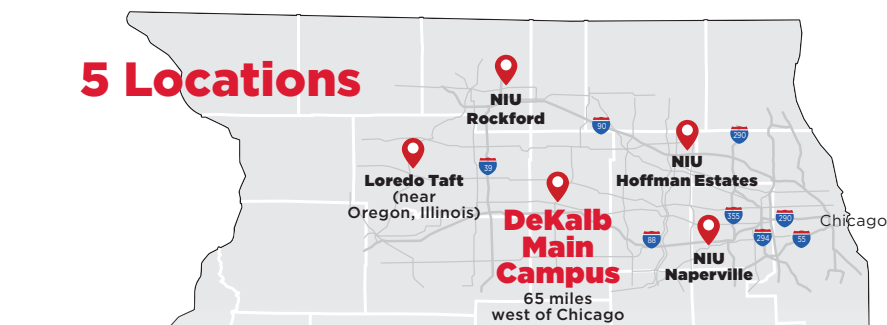
9
Graduate



Northern Illinois University Fast Facts

- **Recognized by the Brookings Institution** as the top-ranking Illinois public university in terms of upward mobility outcomes coupled with high research opportunities.
- **Commitment to affordability:** NIU has held tuition flat for the past four academic years, offers the most affordable law school education in the state and awards more than \$20 million in institutional aid to students each year. This institutional aid amount is anticipated to increase by \$5 million in FY20 as a result of the AIM High program's implementation.
- Among a small percentage of public institutions designated as **Innovation and Economic Prosperity Universities** by the Association of Public and Land-grant Universities (APLU) — acknowledging NIU as a university working with public and private sector partners to support economic development.
- The most recent economic impact study conducted shows NIU's impact on its region is **\$583 million annually**, which is seven times the university's state appropriation.

5 Locations



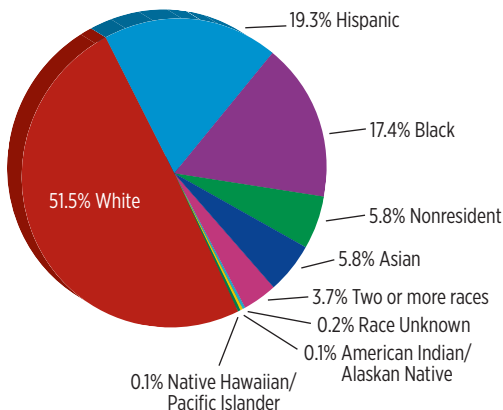
Profile of Students

Total Enrollment: 16,609
 Undergraduates: 12,131
 Graduate Students: 4,204
 Law Students: 274

More than **90%** of our undergraduates received some sort of federal aid, with one-third of students receiving a MAP Grant.

Illinois residents: **89.5%** of student population
 Out-of-state: **5%** of student population
 International: **5.5%** of student population

Ethnic/Racial Distribution



Alumni Network

245,000+ alumni of record, with **160,000+** living in Illinois.

NIU in House District 84

Stephanie Kifowit



293
2019 Enrollment



85
Pell Recipients



81
MAP Recipients



2,579
Alumni



62
Employees



56
Vendors

New Students



235
Total Applications



140
Accepted



76
Enrolled

Degrees Conferred

66
Undergraduate

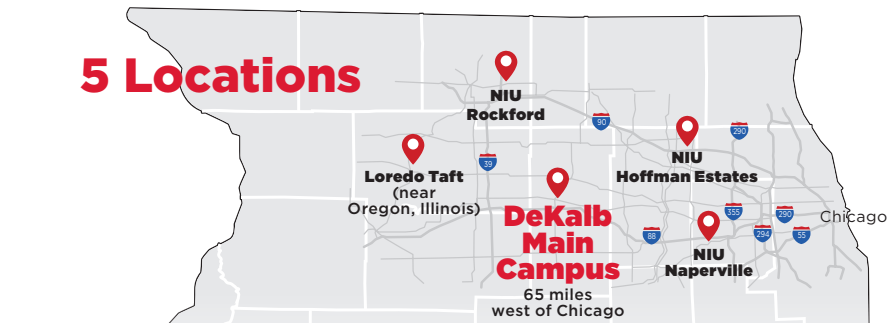
11
Graduate



Northern Illinois University Fast Facts

- **Recognized by the Brookings Institution** as the top-ranking Illinois public university in terms of upward mobility outcomes coupled with high research opportunities.
- **Commitment to affordability:** NIU has held tuition flat for the past four academic years, offers the most affordable law school education in the state and awards more than \$20 million in institutional aid to students each year. This institutional aid amount is anticipated to increase by \$5 million in FY20 as a result of the AIM High program's implementation.
- Among a small percentage of public institutions designated as **Innovation and Economic Prosperity Universities** by the Association of Public and Land-grant Universities (APLU) — acknowledging NIU as a university working with public and private sector partners to support economic development.
- The most recent economic impact study conducted shows NIU's impact on its region is **\$583 million annually**, which is seven times the university's state appropriation.

5 Locations



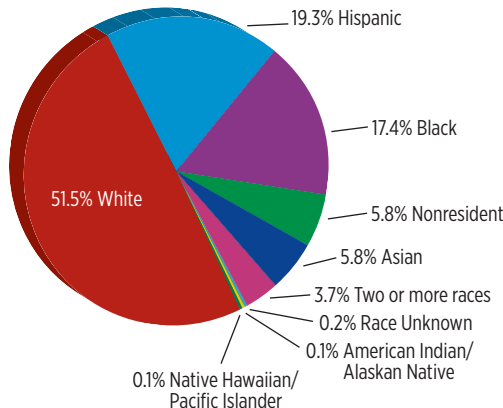
Profile of Students

Total Enrollment: 16,609
 Undergraduates: 12,131
 Graduate Students: 4,204
 Law Students: 274

More than **90%** of our undergraduates received some sort of federal aid, with one-third of students receiving a MAP Grant.

Illinois residents: **89.5%** of student population
 Out-of-state: **5%** of student population
 International: **5.5%** of student population

Ethnic/Racial Distribution




Alumni Network

245,000+ alumni of record, with **160,000+** living in Illinois.

NIU in House District 85

John Connor



165
2019 Enrollment



65
Pell Recipients



66
MAP Recipients



1,375
Alumni



9
Employees



41
Vendors

New Students



184
Total Applications



99
Accepted



52
Enrolled

Degrees Conferred

47

Undergraduate

5

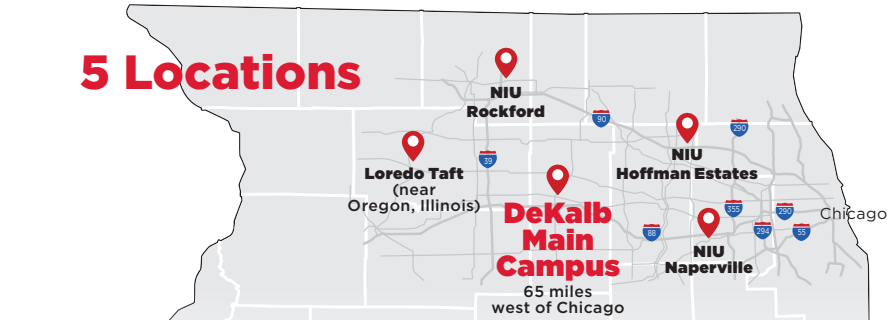
Graduate



Northern Illinois University Fast Facts

- **Recognized by the Brookings Institution** as the top-ranking Illinois public university in terms of upward mobility outcomes coupled with high research opportunities.
- **Commitment to affordability:** NIU has held tuition flat for the past four academic years, offers the most affordable law school education in the state and awards more than \$20 million in institutional aid to students each year. This institutional aid amount is anticipated to increase by \$5 million in FY20 as a result of the AIM High program's implementation.
- Among a small percentage of public institutions designated as **Innovation and Economic Prosperity Universities** by the Association of Public and Land-grant Universities (APLU) — acknowledging NIU as a university working with public and private sector partners to support economic development.
- The most recent economic impact study conducted shows NIU's impact on its region is **\$583 million annually**, which is seven times the university's state appropriation.

5 Locations



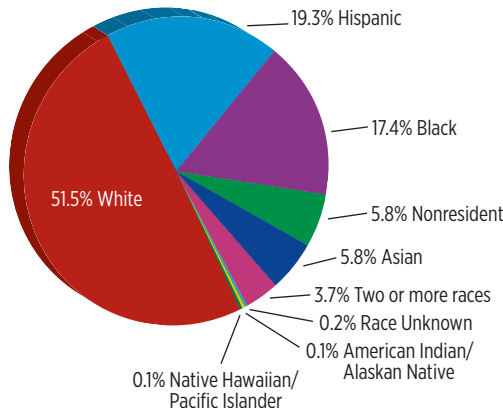
Profile of Students

Total Enrollment: 16,609
 Undergraduates: 12,131
 Graduate Students: 4,204
 Law Students: 274

More than **90%** of our undergraduates received some sort of federal aid, with one-third of students receiving a MAP Grant.

Illinois residents: **89.5%** of student population
 Out-of-state: **5%** of student population
 International: **5.5%** of student population

Ethnic/Racial Distribution



Alumni Network

245,000+ alumni of record, with **160,000+** living in Illinois.

NIU in House District 86

Lawrence Walsh, Jr.



80

2019 Enrollment



31

Pell Recipients



34

MAP Recipients



785

Alumni



2

Employees



14

Vendors

New Students



110

Total Applications



64

Accepted



29

Enrolled

Degrees Conferred

25

Undergraduate

2

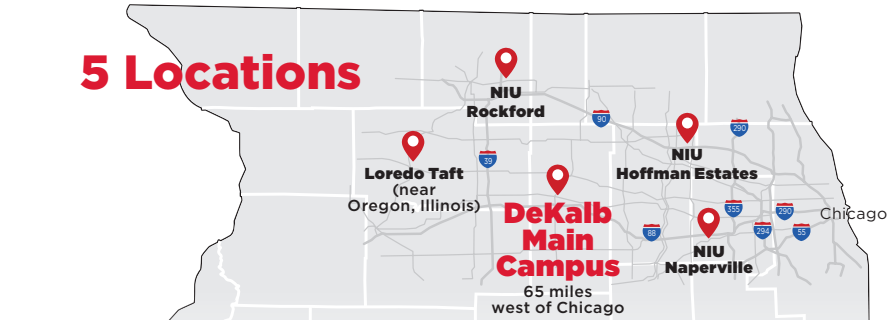
Graduate



Northern Illinois University Fast Facts

- **Recognized by the Brookings Institution** as the top-ranking Illinois public university in terms of upward mobility outcomes coupled with high research opportunities.
- **Commitment to affordability:** NIU has held tuition flat for the past four academic years, offers the most affordable law school education in the state and awards more than \$20 million in institutional aid to students each year. This institutional aid amount is anticipated to increase by \$5 million in FY20 as a result of the AIM High program's implementation.
- Among a small percentage of public institutions designated as **Innovation and Economic Prosperity Universities** by the Association of Public and Land-grant Universities (APLU) — acknowledging NIU as a university working with public and private sector partners to support economic development.
- The most recent economic impact study conducted shows NIU's impact on its region is **\$583 million annually**, which is seven times the university's state appropriation.

5 Locations



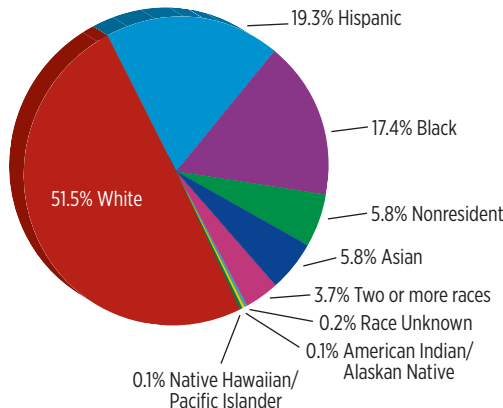
Profile of Students

Total Enrollment: 16,609
 Undergraduates: 12,131
 Graduate Students: 4,204
 Law Students: 274

More than **90%** of our undergraduates received some sort of federal aid, with one-third of students receiving a MAP Grant.

Illinois residents: **89.5%** of student population
 Out-of-state: **5%** of student population
 International: **5.5%** of student population

Ethnic/Racial Distribution




Alumni Network

245,000+ alumni of record, with **160,000+** living in Illinois.

NIU in House District 87

Tim Butler



13
2019 Enrollment



2
Pell Recipients



1
MAP Recipients



186
Alumni



3
Employees



19
Vendors

New Students



22
Total Applications



17
Accepted



2
Enrolled

Degrees Conferred

1

Undergraduate

2

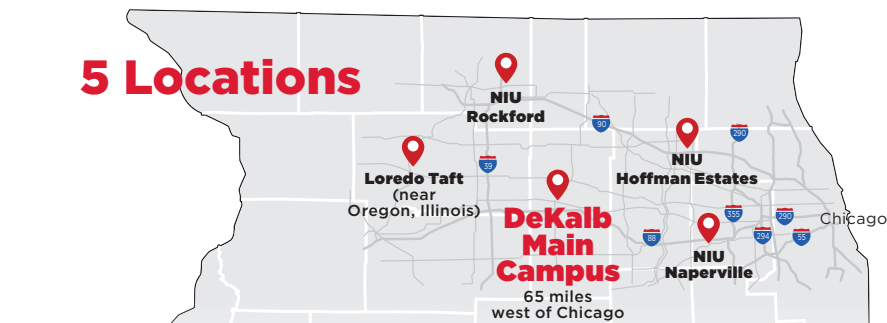
Graduate



Northern Illinois University Fast Facts

- **Recognized by the Brookings Institution** as the top-ranking Illinois public university in terms of upward mobility outcomes coupled with high research opportunities.
- **Commitment to affordability:** NIU has held tuition flat for the past four academic years, offers the most affordable law school education in the state and awards more than \$20 million in institutional aid to students each year. This institutional aid amount is anticipated to increase by \$5 million in FY20 as a result of the AIM High program's implementation.
- Among a small percentage of public institutions designated as **Innovation and Economic Prosperity Universities** by the Association of Public and Land-grant Universities (APLU) — acknowledging NIU as a university working with public and private sector partners to support economic development.
- The most recent economic impact study conducted shows NIU's impact on its region is **\$583 million annually**, which is seven times the university's state appropriation.

5 Locations



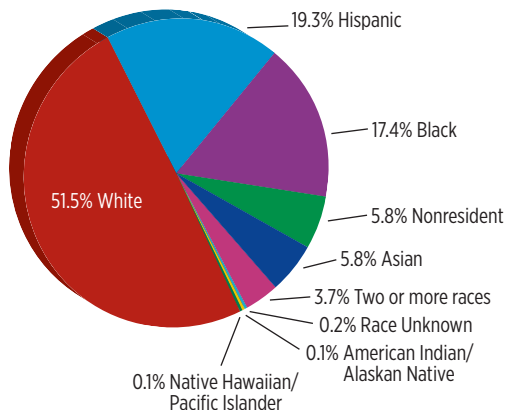
Profile of Students

Total Enrollment: 16,609
 Undergraduates: 12,131
 Graduate Students: 4,204
 Law Students: 274

More than **90%** of our undergraduates received some sort of federal aid, with one-third of students receiving a MAP Grant.

Illinois residents: **89.5%** of student population
 Out-of-state: **5%** of student population
 International: **5.5%** of student population

Ethnic/Racial Distribution



Alumni Network

245,000+ alumni of record, with **160,000+** living in Illinois.

NIU in House District 88

Keith P. Sommer



40
2019 Enrollment

10
Pell Recipients

10
MAP Recipients

492
Alumni

2
Employees

25
Vendors

New Students

51
Total Applications

33
Accepted

12
Enrolled

Degrees Conferred

8
Undergraduate

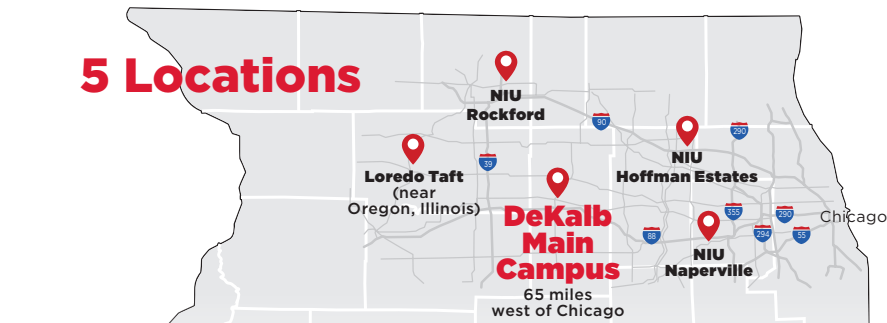
3
Graduate



Northern Illinois University Fast Facts

- **Recognized by the Brookings Institution** as the top-ranking Illinois public university in terms of upward mobility outcomes coupled with high research opportunities.
- **Commitment to affordability:** NIU has held tuition flat for the past four academic years, offers the most affordable law school education in the state and awards more than \$20 million in institutional aid to students each year. This institutional aid amount is anticipated to increase by \$5 million in FY20 as a result of the AIM High program's implementation.
- Among a small percentage of public institutions designated as **Innovation and Economic Prosperity Universities** by the Association of Public and Land-grant Universities (APLU) — acknowledging NIU as a university working with public and private sector partners to support economic development.
- The most recent economic impact study conducted shows NIU's impact on its region is **\$583 million annually**, which is seven times the university's state appropriation.

5 Locations



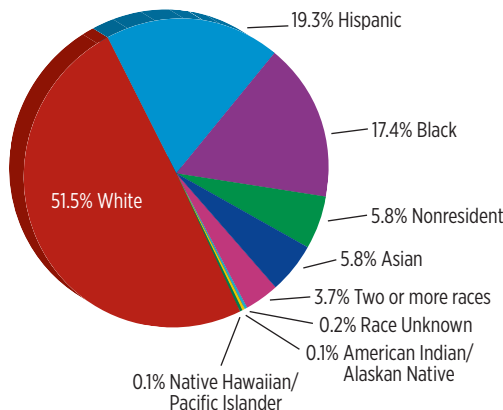
Profile of Students

Total Enrollment: 16,609
 Undergraduates: 12,131
 Graduate Students: 4,204
 Law Students: 274

More than **90%** of our undergraduates received some sort of federal aid, with one-third of students receiving a MAP Grant.

Illinois residents: **89.5%** of student population
 Out-of-state: **5%** of student population
 International: **5.5%** of student population

Ethnic/Racial Distribution



Alumni Network

245,000+ alumni of record, with **160,000+** living in Illinois.

NIU in House District 89

Andrew S. Chesney



164
2019 Enrollment



58
Pell Recipients



52
MAP Recipients



2,461
Alumni



28
Employees



33
Vendors

New Students



154
Total Applications



101
Accepted



47
Enrolled

Degrees Conferred

57
Undergraduate

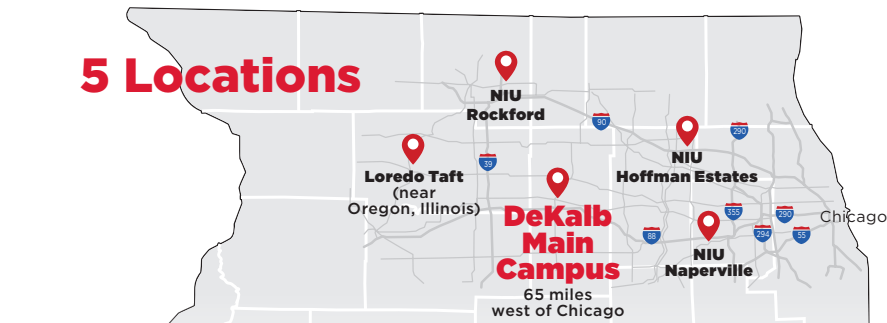
6
Graduate



Northern Illinois University Fast Facts

- **Recognized by the Brookings Institution** as the top-ranking Illinois public university in terms of upward mobility outcomes coupled with high research opportunities.
- **Commitment to affordability:** NIU has held tuition flat for the past four academic years, offers the most affordable law school education in the state and awards more than \$20 million in institutional aid to students each year. This institutional aid amount is anticipated to increase by \$5 million in FY20 as a result of the AIM High program's implementation.
- Among a small percentage of public institutions designated as **Innovation and Economic Prosperity Universities** by the Association of Public and Land-grant Universities (APLU) — acknowledging NIU as a university working with public and private sector partners to support economic development.
- The most recent economic impact study conducted shows NIU's impact on its region is **\$583 million annually**, which is seven times the university's state appropriation.

5 Locations



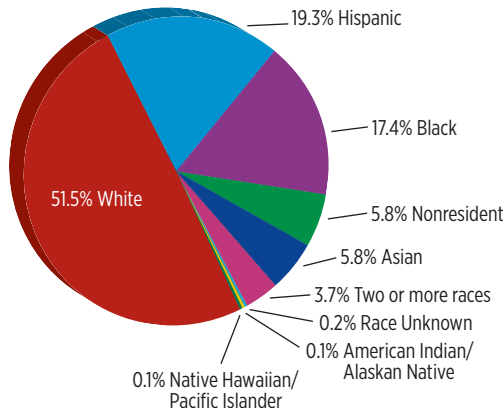
Profile of Students

Total Enrollment: 16,609
 Undergraduates: 12,131
 Graduate Students: 4,204
 Law Students: 274

More than **90%** of our undergraduates received some sort of federal aid, with one-third of students receiving a MAP Grant.

Illinois residents: **89.5%** of student population
 Out-of-state: **5%** of student population
 International: **5.5%** of student population

Ethnic/Racial Distribution




Alumni Network

245,000+ alumni of record, with **160,000+** living in Illinois.

NIU in House District 90

Tom Demmer



736
2019 Enrollment



206
Pell Recipients



179
MAP Recipients



5,001
Alumni



641
Employees



259
Vendors

New Students



320
Total Applications



218
Accepted



136
Enrolled

Degrees Conferred

146
Undergraduate

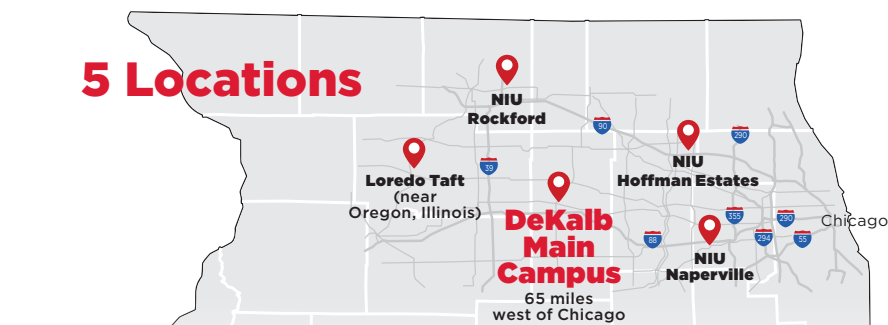
34
Graduate



Northern Illinois University Fast Facts

- **Recognized by the Brookings Institution** as the top-ranking Illinois public university in terms of upward mobility outcomes coupled with high research opportunities.
- **Commitment to affordability:** NIU has held tuition flat for the past four academic years, offers the most affordable law school education in the state and awards more than \$20 million in institutional aid to students each year. This institutional aid amount is anticipated to increase by \$5 million in FY20 as a result of the AIM High program's implementation.
- Among a small percentage of public institutions designated as **Innovation and Economic Prosperity Universities** by the Association of Public and Land-grant Universities (APLU) — acknowledging NIU as a university working with public and private sector partners to support economic development.
- The most recent economic impact study conducted shows NIU's impact on its region is **\$583 million annually**, which is seven times the university's state appropriation.

5 Locations



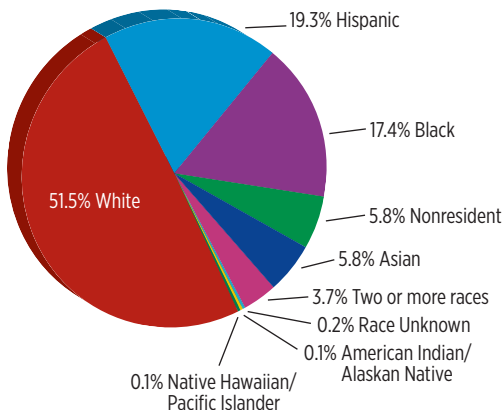
Profile of Students

Total Enrollment: 16,609
 Undergraduates: 12,131
 Graduate Students: 4,204
 Law Students: 274

More than **90%** of our undergraduates received some sort of federal aid, with one-third of students receiving a MAP Grant.

Illinois residents: **89.5%** of student population
 Out-of-state: **5%** of student population
 International: **5.5%** of student population

Ethnic/Racial Distribution




Alumni Network

245,000+ alumni of record, with **160,000+** living in Illinois.

NIU in House District 91

Michael D. Unes



17
2019 Enrollment



4
Pell Recipients



5
MAP Recipients



203
Alumni



0
Employees



6
Vendors

New Students



27
Total Applications



19
Accepted



6
Enrolled

Degrees Conferred

6

Undergraduate

0

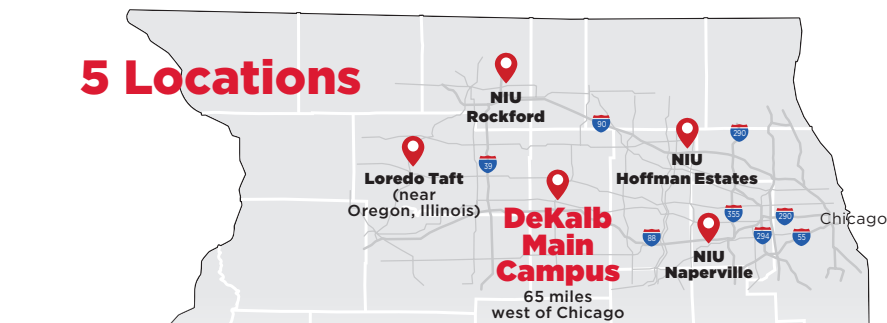
Graduate



Northern Illinois University Fast Facts

- **Recognized by the Brookings Institution** as the top-ranking Illinois public university in terms of upward mobility outcomes coupled with high research opportunities.
- **Commitment to affordability:** NIU has held tuition flat for the past four academic years, offers the most affordable law school education in the state and awards more than \$20 million in institutional aid to students each year. This institutional aid amount is anticipated to increase by \$5 million in FY20 as a result of the AIM High program's implementation.
- Among a small percentage of public institutions designated as **Innovation and Economic Prosperity Universities** by the Association of Public and Land-grant Universities (APLU) — acknowledging NIU as a university working with public and private sector partners to support economic development.
- The most recent economic impact study conducted shows NIU's impact on its region is **\$583 million annually**, which is seven times the university's state appropriation.

5 Locations



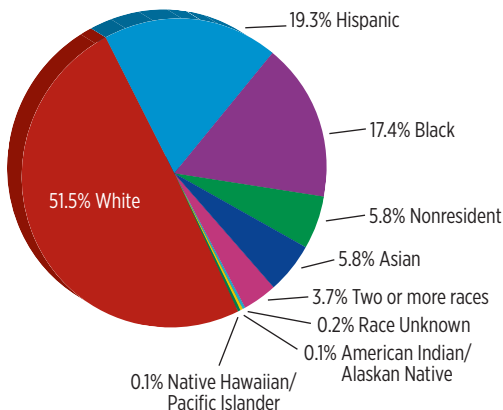
Profile of Students

Total Enrollment: 16,609
 Undergraduates: 12,131
 Graduate Students: 4,204
 Law Students: 274

More than **90%** of our undergraduates received some sort of federal aid, with one-third of students receiving a MAP Grant.

Illinois residents: **89.5%** of student population
 Out-of-state: **5%** of student population
 International: **5.5%** of student population

Ethnic/Racial Distribution



Alumni Network

245,000+ alumni of record, with **160,000+** living in Illinois.

NIU in House District 92 Jehan Gordon-Booth



31
2019 Enrollment

5
Pell Recipients

17
MAP Recipients

247
Alumni

3
Employees

40
Vendors

New Students

77
Total Applications

45
Accepted

19
Enrolled

Degrees Conferred

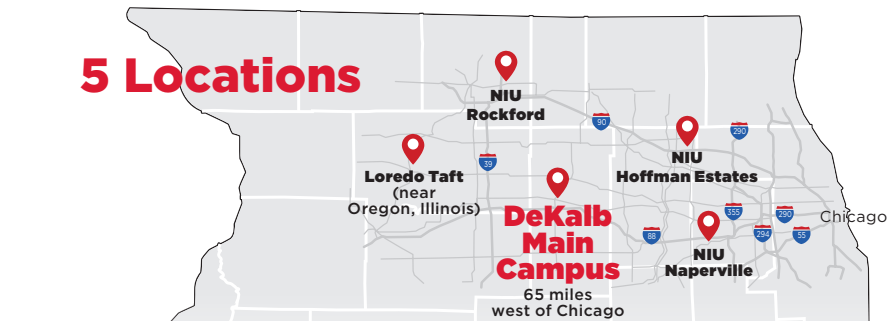
4 Undergraduate **0** Graduate



Northern Illinois University Fast Facts

- **Recognized by the Brookings Institution** as the top-ranking Illinois public university in terms of upward mobility outcomes coupled with high research opportunities.
- **Commitment to affordability:** NIU has held tuition flat for the past four academic years, offers the most affordable law school education in the state and awards more than \$20 million in institutional aid to students each year. This institutional aid amount is anticipated to increase by \$5 million in FY20 as a result of the AIM High program's implementation.
- Among a small percentage of public institutions designated as **Innovation and Economic Prosperity Universities** by the Association of Public and Land-grant Universities (APLU) — acknowledging NIU as a university working with public and private sector partners to support economic development.
- The most recent economic impact study conducted shows NIU's impact on its region is **\$583 million annually**, which is seven times the university's state appropriation.

5 Locations



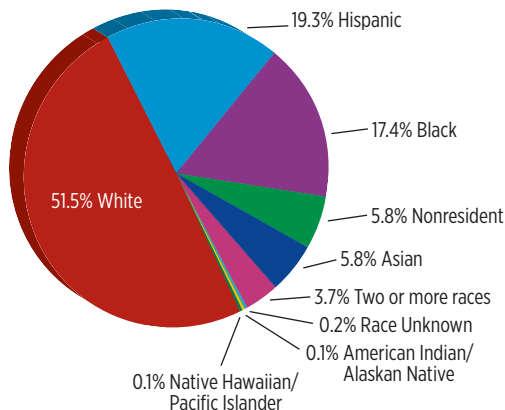
Profile of Students

Total Enrollment: 16,609
 Undergraduates: 12,131
 Graduate Students: 4,204
 Law Students: 274

More than **90%** of our undergraduates received some sort of federal aid, with one-third of students receiving a MAP Grant.

Illinois residents: **89.5%** of student population
 Out-of-state: **5%** of student population
 International: **5.5%** of student population

Ethnic/Racial Distribution



Alumni Network

245,000+ alumni of record, with **160,000+** living in Illinois.

NIU in House District 93

Norine K. Hammond



19
2019 Enrollment

9
Pell Recipients

9
MAP Recipients

151
Alumni

2
Employees

52
Vendors

New Students

16
Total Applications

8
Accepted

2
Enrolled

Degrees Conferred

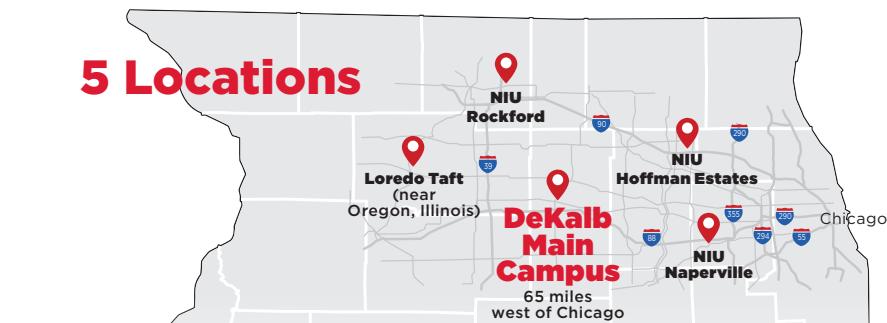
4 Undergraduate **0** Graduate



Northern Illinois University Fast Facts

- **Recognized by the Brookings Institution** as the top-ranking Illinois public university in terms of upward mobility outcomes coupled with high research opportunities.
- **Commitment to affordability:** NIU has held tuition flat for the past four academic years, offers the most affordable law school education in the state and awards more than \$20 million in institutional aid to students each year. This institutional aid amount is anticipated to increase by \$5 million in FY20 as a result of the AIM High program's implementation.
- Among a small percentage of public institutions designated as **Innovation and Economic Prosperity Universities** by the Association of Public and Land-grant Universities (APLU) — acknowledging NIU as a university working with public and private sector partners to support economic development.
- The most recent economic impact study conducted shows NIU's impact on its region is **\$583 million annually**, which is seven times the university's state appropriation.

5 Locations



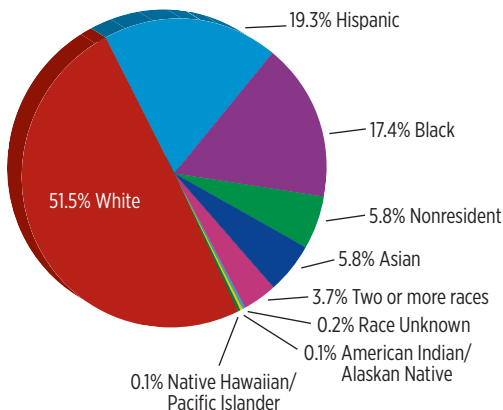
Profile of Students

Total Enrollment: 16,609
 Undergraduates: 12,131
 Graduate Students: 4,204
 Law Students: 274

More than **90%** of our undergraduates received some sort of federal aid, with one-third of students receiving a MAP Grant.

Illinois residents: **89.5%** of student population
 Out-of-state: **5%** of student population
 International: **5.5%** of student population

Ethnic/Racial Distribution



Alumni Network

245,000+ alumni of record, with **160,000+** living in Illinois.

NIU in House District 94

Randy E. Frese



19
2019 Enrollment

8
Pell Recipients

7
MAP Recipients

139
Alumni

0
Employees

11
Vendors

New Students

17
Total Applications

13
Accepted

8
Enrolled

Degrees Conferred

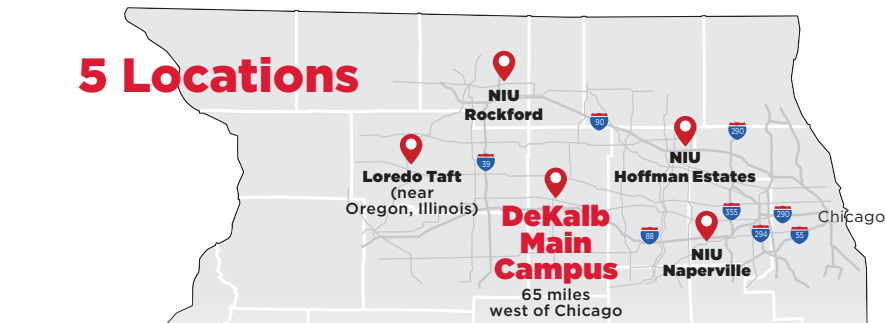
7 Undergraduate **1** Graduate



Northern Illinois University Fast Facts

- **Recognized by the Brookings Institution** as the top-ranking Illinois public university in terms of upward mobility outcomes coupled with high research opportunities.
- **Commitment to affordability:** NIU has held tuition flat for the past four academic years, offers the most affordable law school education in the state and awards more than \$20 million in institutional aid to students each year. This institutional aid amount is anticipated to increase by \$5 million in FY20 as a result of the AIM High program's implementation.
- Among a small percentage of public institutions designated as **Innovation and Economic Prosperity Universities** by the Association of Public and Land-grant Universities (APLU) — acknowledging NIU as a university working with public and private sector partners to support economic development.
- The most recent economic impact study conducted shows NIU's impact on its region is **\$583 million annually**, which is seven times the university's state appropriation.

5 Locations



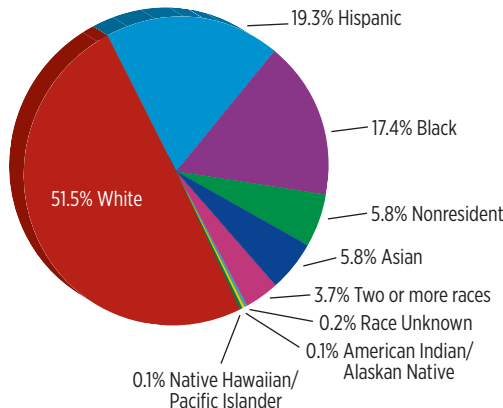
Profile of Students

Total Enrollment: 16,609
 Undergraduates: 12,131
 Graduate Students: 4,204
 Law Students: 274

More than **90%** of our undergraduates received some sort of federal aid, with one-third of students receiving a MAP Grant.

Illinois residents: **89.5%** of student population
 Out-of-state: **5%** of student population
 International: **5.5%** of student population

Ethnic/Racial Distribution



Alumni Network

245,000+ alumni of record, with **160,000+** living in Illinois.

NIU in House District 95

Avery Bourne



9
2019 Enrollment

2
Pell Recipients

3
MAP Recipients

82
Alumni

1
Employees

2
Vendors

New Students

12
Total Applications

5
Accepted

0
Enrolled

Degrees Conferred

2
Undergraduate

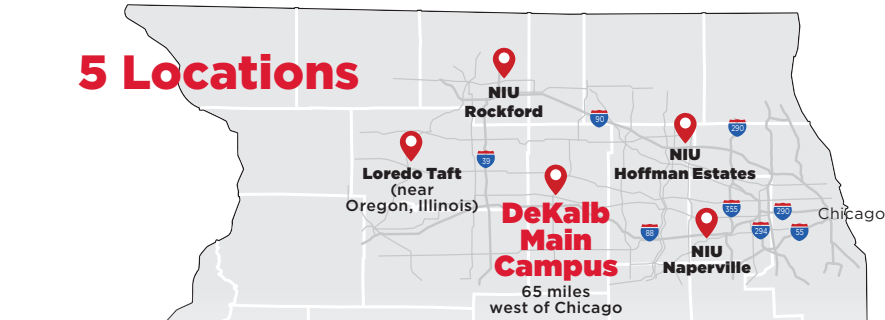
1
Graduate



Northern Illinois University Fast Facts

- **Recognized by the Brookings Institution** as the top-ranking Illinois public university in terms of upward mobility outcomes coupled with high research opportunities.
- **Commitment to affordability:** NIU has held tuition flat for the past four academic years, offers the most affordable law school education in the state and awards more than \$20 million in institutional aid to students each year. This institutional aid amount is anticipated to increase by \$5 million in FY20 as a result of the AIM High program's implementation.
- Among a small percentage of public institutions designated as **Innovation and Economic Prosperity Universities** by the Association of Public and Land-grant Universities (APLU) — acknowledging NIU as a university working with public and private sector partners to support economic development.
- The most recent economic impact study conducted shows NIU's impact on its region is **\$583 million annually**, which is seven times the university's state appropriation.

5 Locations



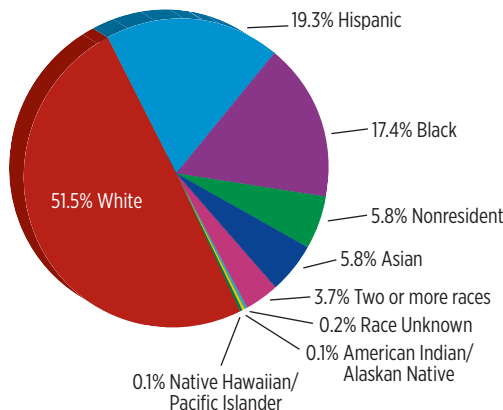
Profile of Students

Total Enrollment: 16,609
 Undergraduates: 12,131
 Graduate Students: 4,204
 Law Students: 274

More than **90%** of our undergraduates received some sort of federal aid, with one-third of students receiving a MAP Grant.

Illinois residents: **89.5%** of student population
 Out-of-state: **5%** of student population
 International: **5.5%** of student population

Ethnic/Racial Distribution




Alumni Network

245,000+ alumni of record, with **160,000+** living in Illinois.

NIU in House District 96

Sue Scherer



10
2019 Enrollment

3
Pell Recipients

2
MAP Recipients

128
Alumni

1
Employees

140
Vendors

New Students

13
Total Applications

10
Accepted

3
Enrolled

Degrees Conferred

3
Undergraduate

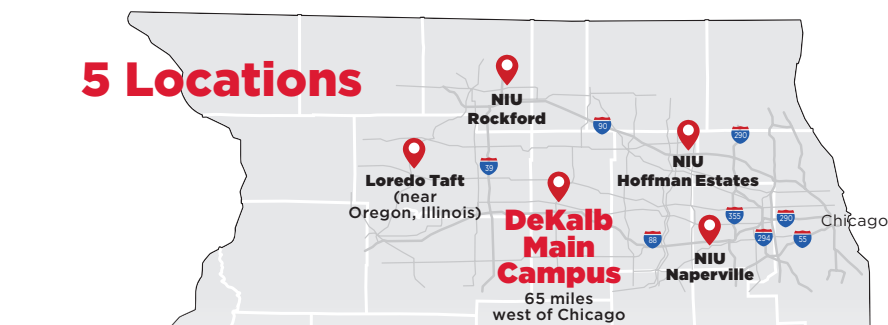
0
Graduate



Northern Illinois University Fast Facts

- **Recognized by the Brookings Institution** as the top-ranking Illinois public university in terms of upward mobility outcomes coupled with high research opportunities.
- **Commitment to affordability:** NIU has held tuition flat for the past four academic years, offers the most affordable law school education in the state and awards more than \$20 million in institutional aid to students each year. This institutional aid amount is anticipated to increase by \$5 million in FY20 as a result of the AIM High program's implementation.
- Among a small percentage of public institutions designated as **Innovation and Economic Prosperity Universities** by the Association of Public and Land-grant Universities (APLU) — acknowledging NIU as a university working with public and private sector partners to support economic development.
- The most recent economic impact study conducted shows NIU's impact on its region is **\$583 million annually**, which is seven times the university's state appropriation.

5 Locations



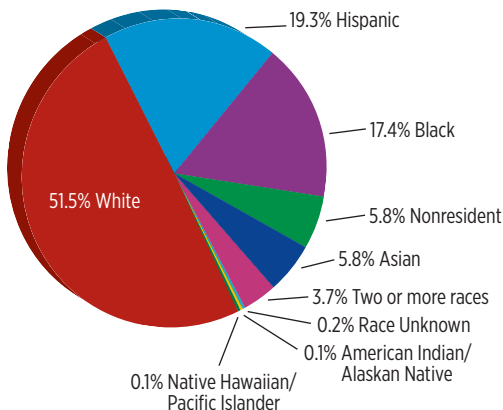
Profile of Students

Total Enrollment: 16,609
 Undergraduates: 12,131
 Graduate Students: 4,204
 Law Students: 274

More than **90%** of our undergraduates received some sort of federal aid, with one-third of students receiving a MAP Grant.

Illinois residents: **89.5%** of student population
 Out-of-state: **5%** of student population
 International: **5.5%** of student population

Ethnic/Racial Distribution



Alumni Network

245,000+ alumni of record, with **160,000+** living in Illinois.

NIU in House District 97

Mark Batinick



292
2019 Enrollment



57
Pell Recipients



57
MAP Recipients



2,984
Alumni



26
Employees



35
Vendors

New Students



209
Total Applications



135
Accepted



62
Enrolled

Degrees Conferred

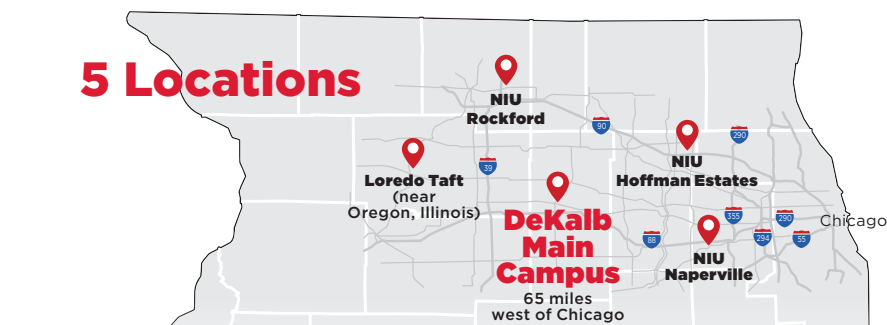
51 Undergraduate **18** Graduate



Northern Illinois University Fast Facts

- **Recognized by the Brookings Institution** as the top-ranking Illinois public university in terms of upward mobility outcomes coupled with high research opportunities.
- **Commitment to affordability:** NIU has held tuition flat for the past four academic years, offers the most affordable law school education in the state and awards more than \$20 million in institutional aid to students each year. This institutional aid amount is anticipated to increase by \$5 million in FY20 as a result of the AIM High program's implementation.
- Among a small percentage of public institutions designated as **Innovation and Economic Prosperity Universities** by the Association of Public and Land-grant Universities (APLU) — acknowledging NIU as a university working with public and private sector partners to support economic development.
- The most recent economic impact study conducted shows NIU's impact on its region is **\$583 million annually**, which is seven times the university's state appropriation.

5 Locations



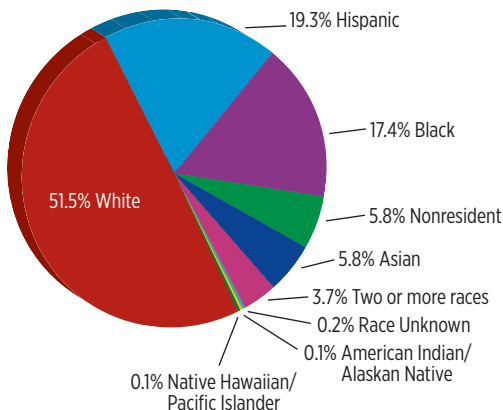
Profile of Students

Total Enrollment: 16,609
 Undergraduates: 12,131
 Graduate Students: 4,204
 Law Students: 274

More than **90%** of our undergraduates received some sort of federal aid, with one-third of students receiving a MAP Grant.

Illinois residents: **89.5%** of student population
 Out-of-state: **5%** of student population
 International: **5.5%** of student population

Ethnic/Racial Distribution




Alumni Network

245,000+ alumni of record, with **160,000+** living in Illinois.

NIU in House District 98

Natalie A. Manley



211
2019 Enrollment

70
Pell Recipients

65
MAP Recipients

1,596
Alumni

18
Employees

14
Vendors

New Students

267
Total Applications

168
Accepted

71
Enrolled

Degrees Conferred

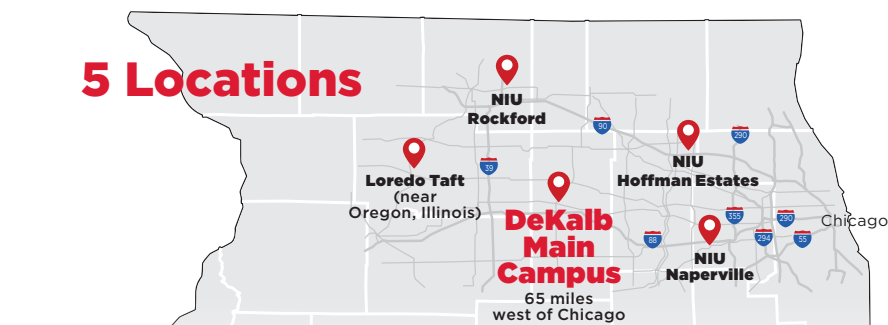
49 Undergraduate **11** Graduate



Northern Illinois University Fast Facts

- **Recognized by the Brookings Institution** as the top-ranking Illinois public university in terms of upward mobility outcomes coupled with high research opportunities.
- **Commitment to affordability:** NIU has held tuition flat for the past four academic years, offers the most affordable law school education in the state and awards more than \$20 million in institutional aid to students each year. This institutional aid amount is anticipated to increase by \$5 million in FY20 as a result of the AIM High program's implementation.
- Among a small percentage of public institutions designated as **Innovation and Economic Prosperity Universities** by the Association of Public and Land-grant Universities (APLU) — acknowledging NIU as a university working with public and private sector partners to support economic development.
- The most recent economic impact study conducted shows NIU's impact on its region is **\$583 million annually**, which is seven times the university's state appropriation.

5 Locations



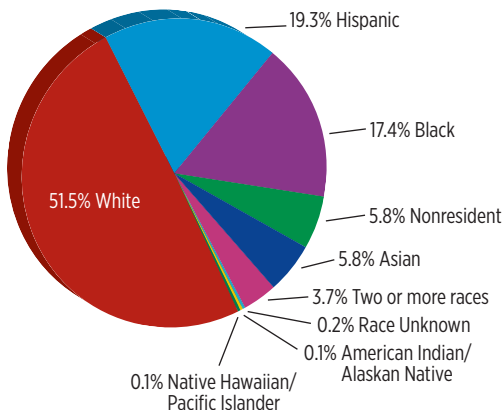
Profile of Students

Total Enrollment: 16,609
 Undergraduates: 12,131
 Graduate Students: 4,204
 Law Students: 274

More than **90%** of our undergraduates received some sort of federal aid, with one-third of students receiving a MAP Grant.

Illinois residents: **89.5%** of student population
 Out-of-state: **5%** of student population
 International: **5.5%** of student population

Ethnic/Racial Distribution



Alumni Network

245,000+ alumni of record, with **160,000+** living in Illinois.

NIU in House District 99

Mike Murphy



21
2019 Enrollment



4
Pell Recipients



4
MAP Recipients



418
Alumni



5
Employees



45
Vendors

New Students



35
Total Applications



19
Accepted



5
Enrolled

Degrees Conferred

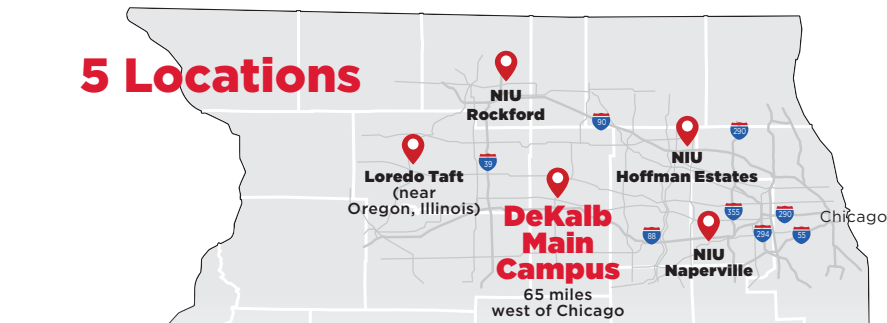
10 Undergraduate **3** Graduate



Northern Illinois University Fast Facts

- **Recognized by the Brookings Institution** as the top-ranking Illinois public university in terms of upward mobility outcomes coupled with high research opportunities.
- **Commitment to affordability:** NIU has held tuition flat for the past four academic years, offers the most affordable law school education in the state and awards more than \$20 million in institutional aid to students each year. This institutional aid amount is anticipated to increase by \$5 million in FY20 as a result of the AIM High program's implementation.
- Among a small percentage of public institutions designated as **Innovation and Economic Prosperity Universities** by the Association of Public and Land-grant Universities (APLU) — acknowledging NIU as a university working with public and private sector partners to support economic development.
- The most recent economic impact study conducted shows NIU's impact on its region is **\$583 million annually**, which is seven times the university's state appropriation.

5 Locations



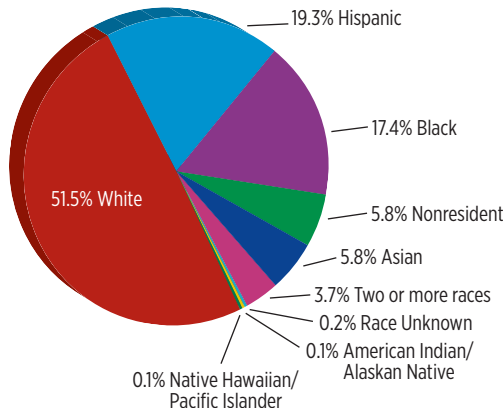
Profile of Students

Total Enrollment: 16,609
 Undergraduates: 12,131
 Graduate Students: 4,204
 Law Students: 274

More than **90%** of our undergraduates received some sort of federal aid, with one-third of students receiving a MAP Grant.

Illinois residents: **89.5%** of student population
 Out-of-state: **5%** of student population
 International: **5.5%** of student population

Ethnic/Racial Distribution



Alumni Network

245,000+ alumni of record, with **160,000+** living in Illinois.

NIU in House District 100

C.D. Davidsmeyer



10
2019 Enrollment



4
Pell Recipients



5
MAP Recipients



112
Alumni



6
Employees



4
Vendors

New Students



8
Total Applications



7
Accepted



1
Enrolled

Degrees Conferred

1

Undergraduate

1

Graduate