



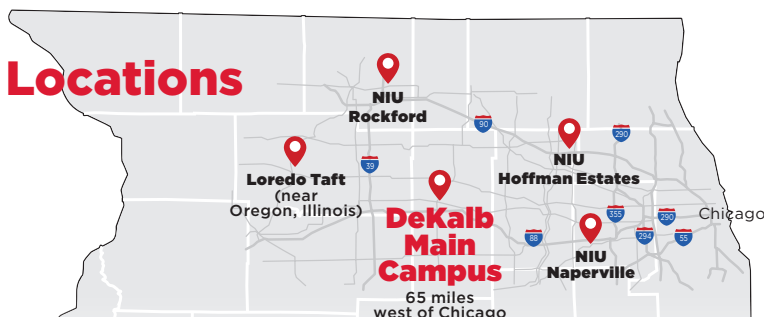
Northern Illinois  
University

# State House District 21

## NIU Fast Facts

- **Recognized by the Brookings Institution** as the top-ranking Illinois public university in terms of upward mobility outcomes coupled with high research opportunities.
- **Commitment to affordability:** NIU has held tuition flat for the past four academic years, offers the most affordable law school education in the state and awards more than \$20 million in institutional aid to students each year. This institutional aid amount is anticipated to increase by \$5 million in FY20 as a result of the AIM High program's implementation.
- Among a small percentage of public institutions designated as **Innovation and Economic Prosperity Universities** by the Association of Public and Land-grant Universities (APLU) — acknowledging NIU as a university working with public and private sector partners to support economic development.
- The most recent economic impact study conducted shows NIU's impact on its region is **\$583 million annually**, which is seven times the university's state appropriation.

## 5 Locations



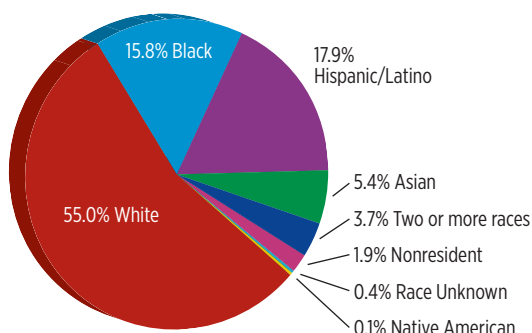
## Profile of Students

**Total Enrollment: 17,169**  
 Undergraduates: 12,788  
 Graduate Students: 4,121  
 Law Students: 260

More than **90%** of our undergraduates received some sort of federal aid, with one-third of students receiving a MAP Grant.

Illinois residents: **91%** of student population  
 Out-of-state: **4%** of student population  
 International: **5%** of student population

Ethnic/Racial Distribution



## Alumni Network

**240,000** alumni of record, with  
**150,000+** living in Illinois.

NIU in House District 21

*Celina Villanueva*



**56**  
2017 Enrollment



**39**  
Pell Recipients



**38**  
MAP Recipients



**280**  
Alumni



**0**  
Employees



**6**  
Vendors

## New Students



**202**  
Total Applications



**108**  
Accepted



**26**  
Enrolled



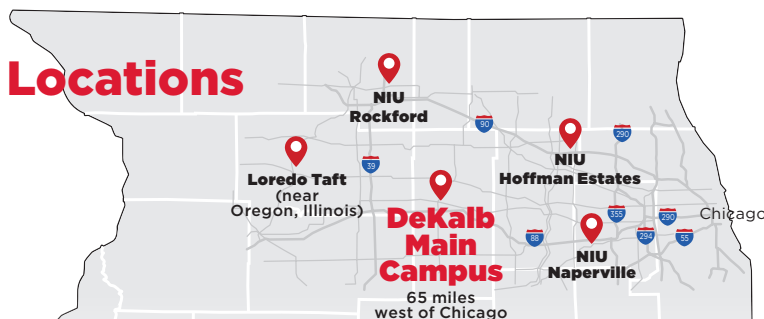
Northern Illinois  
University

# State House District 22

## NIU Fast Facts

- **Recognized by the Brookings Institution** as the top-ranking Illinois public university in terms of upward mobility outcomes coupled with high research opportunities.
- **Commitment to affordability:** NIU has held tuition flat for the past four academic years, offers the most affordable law school education in the state and awards more than \$20 million in institutional aid to students each year. This institutional aid amount is anticipated to increase by \$5 million in FY20 as a result of the AIM High program's implementation.
- Among a small percentage of public institutions designated as **Innovation and Economic Prosperity Universities** by the Association of Public and Land-grant Universities (APLU) — acknowledging NIU as a university working with public and private sector partners to support economic development.
- The most recent economic impact study conducted shows NIU's impact on its region is **\$583 million annually**, which is seven times the university's state appropriation.

## 5 Locations



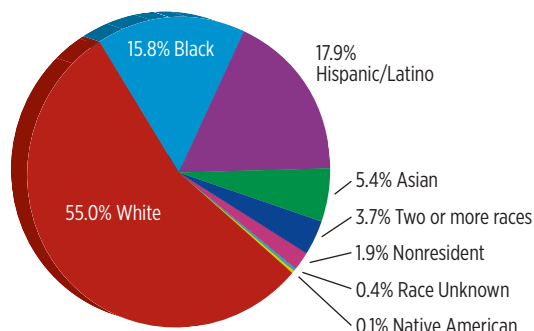
## Profile of Students

**Total Enrollment: 17,169**  
 Undergraduates: 12,788  
 Graduate Students: 4,121  
 Law Students: 260

More than **90%** of our undergraduates received some sort of federal aid, with one-third of students receiving a MAP Grant.

Illinois residents: **91%** of student population  
 Out-of-state: **4%** of student population  
 International: **5%** of student population

Ethnic/Racial Distribution



## Alumni Network

**240,000** alumni of record, with  
**150,000+** living in Illinois.

NIU in House District 22

*Michael J. Madigan*



**64**  
2017 Enrollment



**39**  
Pell Recipients



**44**  
MAP Recipients



**284**  
Alumni



**0**  
Employees



**5**  
Vendors

## New Students



**286**  
Total Applications



**156**  
Accepted



**23**  
Enrolled



Northern Illinois  
University

# State House District 23

## NIU Fast Facts

- **Recognized by the Brookings Institution** as the top-ranking Illinois public university in terms of upward mobility outcomes coupled with high research opportunities.
- **Commitment to affordability:** NIU has held tuition flat for the past four academic years, offers the most affordable law school education in the state and awards more than \$20 million in institutional aid to students each year. This institutional aid amount is anticipated to increase by \$5 million in FY20 as a result of the AIM High program's implementation.
- Among a small percentage of public institutions designated as **Innovation and Economic Prosperity Universities** by the Association of Public and Land-grant Universities (APLU) — acknowledging NIU as a university working with public and private sector partners to support economic development.
- The most recent economic impact study conducted shows NIU's impact on its region is **\$583 million annually**, which is seven times the university's state appropriation.

## 5 Locations



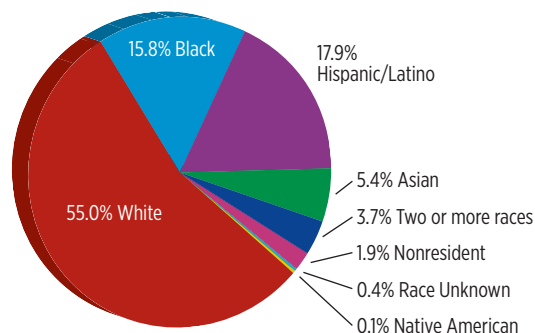
## Profile of Students

**Total Enrollment: 17,169**  
 Undergraduates: 12,788  
 Graduate Students: 4,121  
 Law Students: 260

More than **90%** of our undergraduates received some sort of federal aid, with one-third of students receiving a MAP Grant.

Illinois residents: **91%** of student population  
 Out-of-state: **4%** of student population  
 International: **5%** of student population

Ethnic/Racial Distribution



## Alumni Network

**240,000** alumni of record, with  
**150,000+** living in Illinois.

NIU in House District 23

*Michael J. Zalewski*



**77**

2017 Enrollment



**40**

Pell Recipients



**39**

MAP Recipients



**562**

Alumni



**5**

Employees



**18**

Vendors

## New Students



**138**

Total Applications



**64**

Accepted



**27**

Enrolled



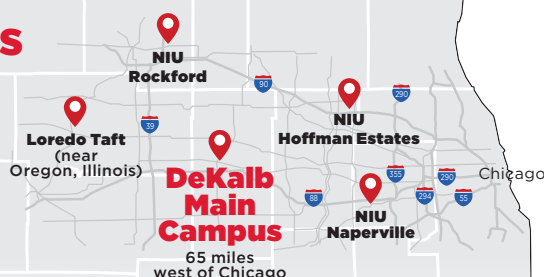
Northern Illinois  
University

# State House District 24

## NIU Fast Facts

- **Recognized by the Brookings Institution** as the top-ranking Illinois public university in terms of upward mobility outcomes coupled with high research opportunities.
- **Commitment to affordability:** NIU has held tuition flat for the past four academic years, offers the most affordable law school education in the state and awards more than \$20 million in institutional aid to students each year. This institutional aid amount is anticipated to increase by \$5 million in FY20 as a result of the AIM High program's implementation.
- Among a small percentage of public institutions designated as **Innovation and Economic Prosperity Universities** by the Association of Public and Land-grant Universities (APLU) — acknowledging NIU as a university working with public and private sector partners to support economic development.
- The most recent economic impact study conducted shows NIU's impact on its region is **\$583 million annually**, which is seven times the university's state appropriation.

## 5 Locations



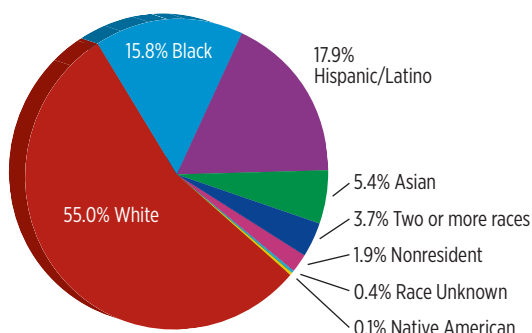
## Profile of Students

**Total Enrollment: 17,169**  
 Undergraduates: 12,788  
 Graduate Students: 4,121  
 Law Students: 260

More than **90%** of our undergraduates received some sort of federal aid, with one-third of students receiving a MAP Grant.

Illinois residents: **91%** of student population  
 Out-of-state: **4%** of student population  
 International: **5%** of student population

Ethnic/Racial Distribution



## Alumni Network

**240,000** alumni of record, with  
**150,000+** living in Illinois.

NIU in House District 24

*Elizabeth Hernandez*



**74**

2017 Enrollment



**45**

Pell Recipients



**41**

MAP Recipients



**434**

Alumni



**3**

Employees



**4**

Vendors

## New Students



**209**

Total Applications



**107**

Accepted



**22**

Enrolled



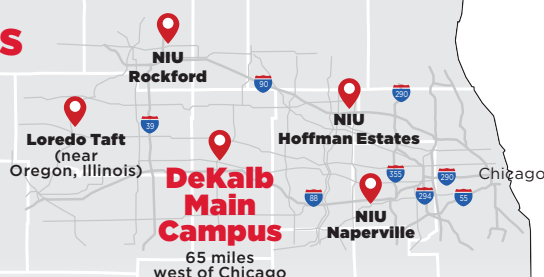
Northern Illinois  
University

# State House District 25

## NIU Fast Facts

- **Recognized by the Brookings Institution** as the top-ranking Illinois public university in terms of upward mobility outcomes coupled with high research opportunities.
- **Commitment to affordability:** NIU has held tuition flat for the past four academic years, offers the most affordable law school education in the state and awards more than \$20 million in institutional aid to students each year. This institutional aid amount is anticipated to increase by \$5 million in FY20 as a result of the AIM High program's implementation.
- Among a small percentage of public institutions designated as **Innovation and Economic Prosperity Universities** by the Association of Public and Land-grant Universities (APLU) — acknowledging NIU as a university working with public and private sector partners to support economic development.
- The most recent economic impact study conducted shows NIU's impact on its region is **\$583 million annually**, which is seven times the university's state appropriation.

## 5 Locations



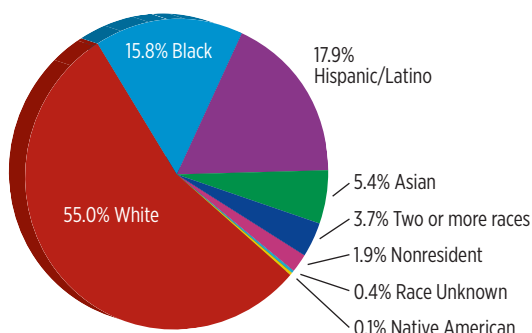
## Profile of Students

**Total Enrollment: 17,169**  
 Undergraduates: 12,788  
 Graduate Students: 4,121  
 Law Students: 260

More than **90%** of our undergraduates received some sort of federal aid, with one-third of students receiving a MAP Grant.

Illinois residents: **91%** of student population  
 Out-of-state: **4%** of student population  
 International: **5%** of student population

Ethnic/Racial Distribution



## Alumni Network

**240,000** alumni of record, with  
**150,000+** living in Illinois.

NIU in House District 25

*Curtis J. Tarver II*



**67**  
2017 Enrollment



**45**  
Pell Recipients



**43**  
MAP Recipients



**408**  
Alumni



**5**  
Employees



**21**  
Vendors

## New Students



**229**  
Total Applications



**93**  
Accepted



**28**  
Enrolled





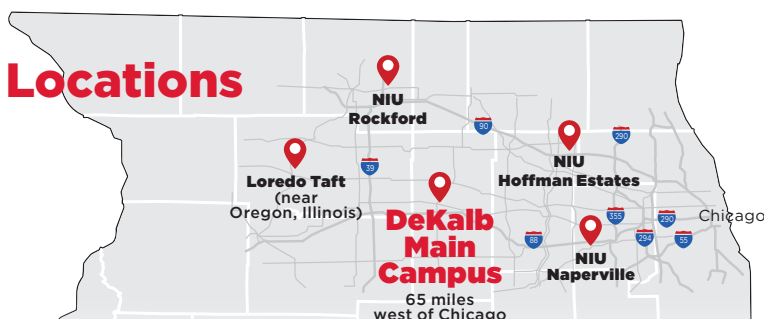
Northern Illinois  
University

# State House District 26

## NIU Fast Facts

- **Recognized by the Brookings Institution** as the top-ranking Illinois public university in terms of upward mobility outcomes coupled with high research opportunities.
- **Commitment to affordability:** NIU has held tuition flat for the past four academic years, offers the most affordable law school education in the state and awards more than \$20 million in institutional aid to students each year. This institutional aid amount is anticipated to increase by \$5 million in FY20 as a result of the AIM High program's implementation.
- Among a small percentage of public institutions designated as **Innovation and Economic Prosperity Universities** by the Association of Public and Land-grant Universities (APLU) — acknowledging NIU as a university working with public and private sector partners to support economic development.
- The most recent economic impact study conducted shows NIU's impact on its region is **\$583 million annually**, which is seven times the university's state appropriation.

## 5 Locations



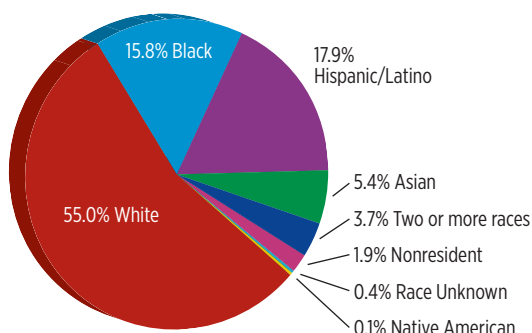
## Profile of Students

**Total Enrollment: 17,169**  
 Undergraduates: 12,788  
 Graduate Students: 4,121  
 Law Students: 260

More than **90%** of our undergraduates received some sort of federal aid, with one-third of students receiving a MAP Grant.

Illinois residents: **91%** of student population  
 Out-of-state: **4%** of student population  
 International: **5%** of student population

Ethnic/Racial Distribution



## Alumni Network

**240,000** alumni of record, with  
**150,000+** living in Illinois.

NIU in House District 26

*Christian L. Mitchell*



**50**  
2017 Enrollment



**35**  
Pell Recipients



**36**  
MAP Recipients



**708**  
Alumni



**4**  
Employees



**37**  
Vendors

## New Students



**250**  
Total Applications



**97**  
Accepted



**35**  
Enrolled



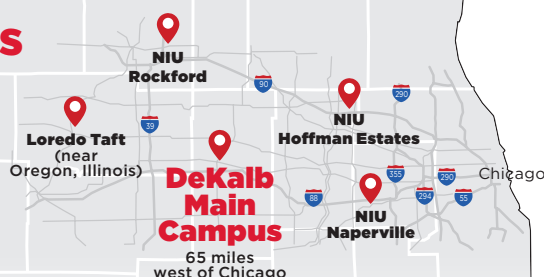
Northern Illinois  
University

# State House District 27

## NIU Fast Facts

- **Recognized by the Brookings Institution** as the top-ranking Illinois public university in terms of upward mobility outcomes coupled with high research opportunities.
- **Commitment to affordability:** NIU has held tuition flat for the past four academic years, offers the most affordable law school education in the state and awards more than \$20 million in institutional aid to students each year. This institutional aid amount is anticipated to increase by \$5 million in FY20 as a result of the AIM High program's implementation.
- Among a small percentage of public institutions designated as **Innovation and Economic Prosperity Universities** by the Association of Public and Land-grant Universities (APLU) — acknowledging NIU as a university working with public and private sector partners to support economic development.
- The most recent economic impact study conducted shows NIU's impact on its region is **\$583 million annually**, which is seven times the university's state appropriation.

## 5 Locations



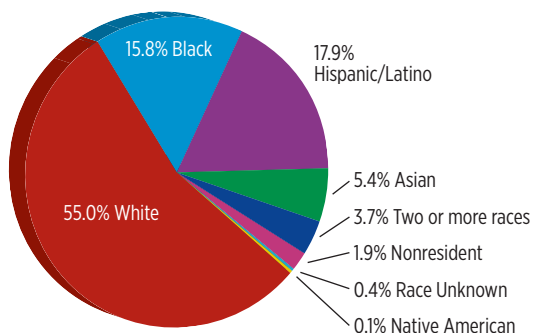
## Profile of Students

**Total Enrollment: 17,169**  
 Undergraduates: 12,788  
 Graduate Students: 4,121  
 Law Students: 260

More than **90%** of our undergraduates received some sort of federal aid, with one-third of students receiving a MAP Grant.

Illinois residents: **91%** of student population  
 Out-of-state: **4%** of student population  
 International: **5%** of student population

Ethnic/Racial Distribution



## Alumni Network

**240,000** alumni of record, with  
**150,000+** living in Illinois.

NIU in House District 27

*Justin Slaughter*



**94**

2017 Enrollment



**56**

Pell Recipients



**57**

MAP Recipients



**819**

Alumni



**1**

Employees



**15**

Vendors

## New Students



**332**

Total Applications



**135**

Accepted



**59**

Enrolled



Northern Illinois  
University

# State House District 28

## NIU Fast Facts

- **Recognized by the Brookings Institution** as the top-ranking Illinois public university in terms of upward mobility outcomes coupled with high research opportunities.
- **Commitment to affordability:** NIU has held tuition flat for the past four academic years, offers the most affordable law school education in the state and awards more than \$20 million in institutional aid to students each year. This institutional aid amount is anticipated to increase by \$5 million in FY20 as a result of the AIM High program's implementation.
- Among a small percentage of public institutions designated as **Innovation and Economic Prosperity Universities** by the Association of Public and Land-grant Universities (APLU) — acknowledging NIU as a university working with public and private sector partners to support economic development.
- The most recent economic impact study conducted shows NIU's impact on its region is **\$583 million annually**, which is seven times the university's state appropriation.

## 5 Locations



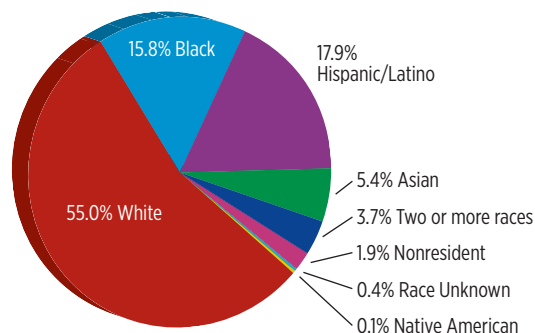
## Profile of Students

**Total Enrollment: 17,169**  
 Undergraduates: 12,788  
 Graduate Students: 4,121  
 Law Students: 260

More than **90%** of our undergraduates received some sort of federal aid, with one-third of students receiving a MAP Grant.

Illinois residents: **91%** of student population  
 Out-of-state: **4%** of student population  
 International: **5%** of student population

Ethnic/Racial Distribution



## Alumni Network

**240,000** alumni of record, with  
**150,000+** living in Illinois.

NIU in House District 28

**Robert Rita**



**98**  
2017 Enrollment



**56**  
Pell Recipients



**51**  
MAP Recipients



**717**  
Alumni



**2**  
Employees



**21**  
Vendors

## New Students



**259**  
Total Applications



**123**  
Accepted



**53**  
Enrolled





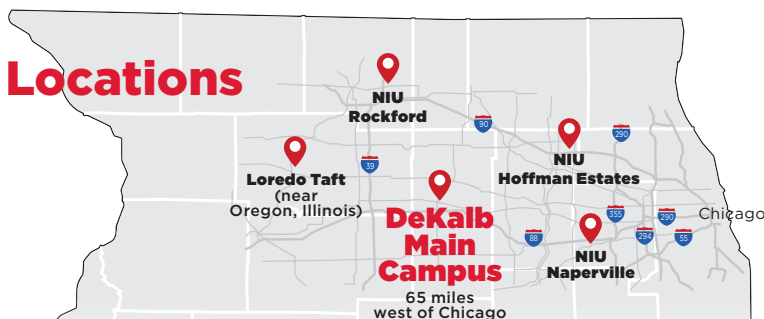
Northern Illinois  
University

# State House District 29

## NIU Fast Facts

- **Recognized by the Brookings Institution** as the top-ranking Illinois public university in terms of upward mobility outcomes coupled with high research opportunities.
- **Commitment to affordability:** NIU has held tuition flat for the past four academic years, offers the most affordable law school education in the state and awards more than \$20 million in institutional aid to students each year. This institutional aid amount is anticipated to increase by \$5 million in FY20 as a result of the AIM High program's implementation.
- Among a small percentage of public institutions designated as **Innovation and Economic Prosperity Universities** by the Association of Public and Land-grant Universities (APLU) — acknowledging NIU as a university working with public and private sector partners to support economic development.
- The most recent economic impact study conducted shows NIU's impact on its region is **\$583 million annually**, which is seven times the university's state appropriation.

## 5 Locations



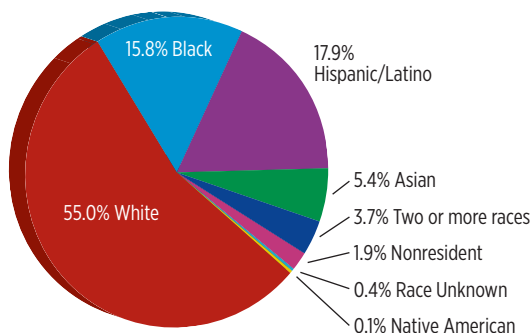
## Profile of Students

**Total Enrollment: 17,169**  
 Undergraduates: 12,788  
 Graduate Students: 4,121  
 Law Students: 260

More than **90%** of our undergraduates received some sort of federal aid, with one-third of students receiving a MAP Grant.

Illinois residents: **91%** of student population  
 Out-of-state: **4%** of student population  
 International: **5%** of student population

Ethnic/Racial Distribution



## Alumni Network

**240,000** alumni of record, with  
**150,000+** living in Illinois.

NIU in House District 29

*Thaddeus Jones*



**170**  
2017 Enrollment



**125**  
Pell Recipients



**119**  
MAP Recipients



**664**  
Alumni



**2**  
Employees



**15**  
Vendors

## New Students



**353**  
Total Applications



**143**  
Accepted



**87**  
Enrolled



Northern Illinois  
University

# State House District 30

## NIU Fast Facts

- **Recognized by the Brookings Institution** as the top-ranking Illinois public university in terms of upward mobility outcomes coupled with high research opportunities.
- **Commitment to affordability:** NIU has held tuition flat for the past four academic years, offers the most affordable law school education in the state and awards more than \$20 million in institutional aid to students each year. This institutional aid amount is anticipated to increase by \$5 million in FY20 as a result of the AIM High program's implementation.
- Among a small percentage of public institutions designated as **Innovation and Economic Prosperity Universities** by the Association of Public and Land-grant Universities (APLU) — acknowledging NIU as a university working with public and private sector partners to support economic development.
- The most recent economic impact study conducted shows NIU's impact on its region is **\$583 million annually**, which is seven times the university's state appropriation.

## 5 Locations



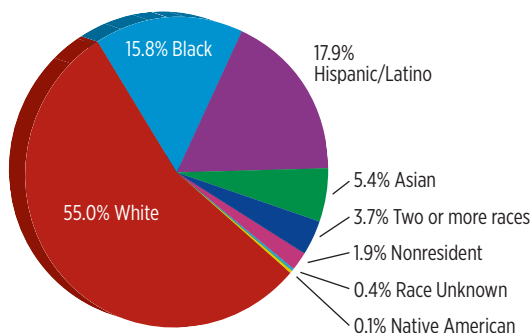
## Profile of Students

**Total Enrollment: 17,169**  
 Undergraduates: 12,788  
 Graduate Students: 4,121  
 Law Students: 260

More than **90%** of our undergraduates received some sort of federal aid, with one-third of students receiving a MAP Grant.

Illinois residents: **91%** of student population  
 Out-of-state: **4%** of student population  
 International: **5%** of student population

Ethnic/Racial Distribution



## Alumni Network

**240,000** alumni of record, with  
**150,000+** living in Illinois.

NIU in House District 30

*William Davis*



**115**  
2017 Enrollment



**72**  
Pell Recipients



**73**  
MAP Recipients



**609**  
Alumni



**3**  
Employees



**9**  
Vendors

## New Students



**226**  
Total Applications



**85**  
Accepted



**42**  
Enrolled



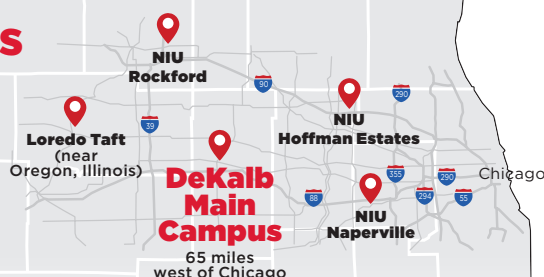
Northern Illinois  
University

# State House District 31

## NIU Fast Facts

- **Recognized by the Brookings Institution** as the top-ranking Illinois public university in terms of upward mobility outcomes coupled with high research opportunities.
- **Commitment to affordability:** NIU has held tuition flat for the past four academic years, offers the most affordable law school education in the state and awards more than \$20 million in institutional aid to students each year. This institutional aid amount is anticipated to increase by \$5 million in FY20 as a result of the AIM High program's implementation.
- Among a small percentage of public institutions designated as **Innovation and Economic Prosperity Universities** by the Association of Public and Land-grant Universities (APLU) — acknowledging NIU as a university working with public and private sector partners to support economic development.
- The most recent economic impact study conducted shows NIU's impact on its region is **\$583 million annually**, which is seven times the university's state appropriation.

## 5 Locations



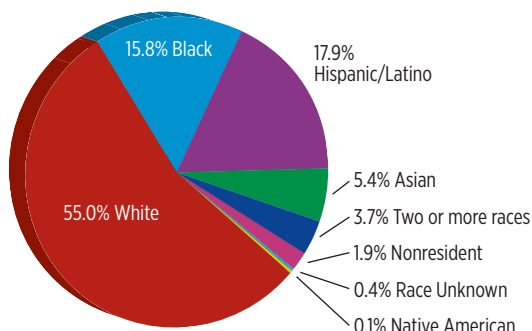
## Profile of Students

**Total Enrollment: 17,169**  
 Undergraduates: 12,788  
 Graduate Students: 4,121  
 Law Students: 260

More than **90%** of our undergraduates received some sort of federal aid, with one-third of students receiving a MAP Grant.

Illinois residents: **91%** of student population  
 Out-of-state: **4%** of student population  
 International: **5%** of student population

Ethnic/Racial Distribution



## Alumni Network

**240,000** alumni of record, with  
**150,000+** living in Illinois.

NIU in House District 31

*Mary E. Flowers*



**114**  
2017 Enrollment



**64**  
Pell Recipients



**65**  
MAP Recipients



**677**  
Alumni



**3**  
Employees



**15**  
Vendors

## New Students



**305**  
Total Applications



**135**  
Accepted



**46**  
Enrolled



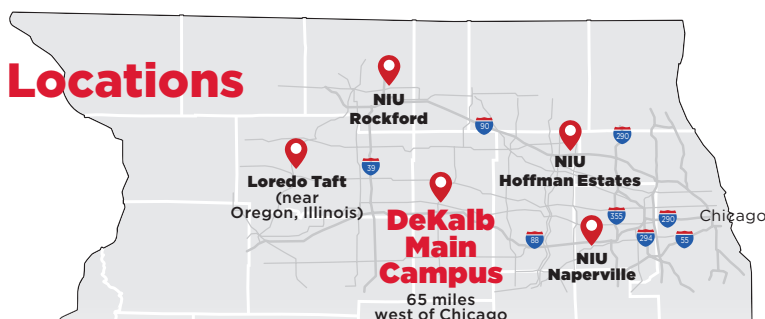
Northern Illinois  
University

# State House District 32

## NIU Fast Facts

- **Recognized by the Brookings Institution** as the top-ranking Illinois public university in terms of upward mobility outcomes coupled with high research opportunities.
- **Commitment to affordability:** NIU has held tuition flat for the past four academic years, offers the most affordable law school education in the state and awards more than \$20 million in institutional aid to students each year. This institutional aid amount is anticipated to increase by \$5 million in FY20 as a result of the AIM High program's implementation.
- Among a small percentage of public institutions designated as **Innovation and Economic Prosperity Universities** by the Association of Public and Land-grant Universities (APLU) — acknowledging NIU as a university working with public and private sector partners to support economic development.
- The most recent economic impact study conducted shows NIU's impact on its region is **\$583 million annually**, which is seven times the university's state appropriation.

## 5 Locations



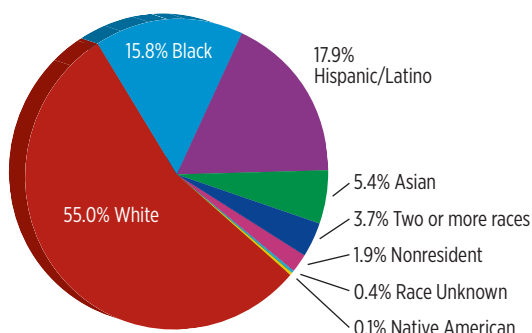
## Profile of Students

**Total Enrollment: 17,169**  
 Undergraduates: 12,788  
 Graduate Students: 4,121  
 Law Students: 260

More than **90%** of our undergraduates received some sort of federal aid, with one-third of students receiving a MAP Grant.

Illinois residents: **91%** of student population  
 Out-of-state: **4%** of student population  
 International: **5%** of student population

Ethnic/Racial Distribution



## Alumni Network

**240,000** alumni of record, with  
**150,000+** living in Illinois.

NIU in House District 32

*Andre Thapedi*



**73**  
2017 Enrollment



**45**  
Pell Recipients



**48**  
MAP Recipients



**379**  
Alumni



**2**  
Employees



**10**  
Vendors

## New Students



**339**  
Total Applications



**156**  
Accepted



**39**  
Enrolled



Northern Illinois  
University

# State House District 33

## NIU Fast Facts

- **Recognized by the Brookings Institution** as the top-ranking Illinois public university in terms of upward mobility outcomes coupled with high research opportunities.
- **Commitment to affordability:** NIU has held tuition flat for the past four academic years, offers the most affordable law school education in the state and awards more than \$20 million in institutional aid to students each year. This institutional aid amount is anticipated to increase by \$5 million in FY20 as a result of the AIM High program's implementation.
- Among a small percentage of public institutions designated as **Innovation and Economic Prosperity Universities** by the Association of Public and Land-grant Universities (APLU) — acknowledging NIU as a university working with public and private sector partners to support economic development.
- The most recent economic impact study conducted shows NIU's impact on its region is **\$583 million annually**, which is seven times the university's state appropriation.

## 5 Locations



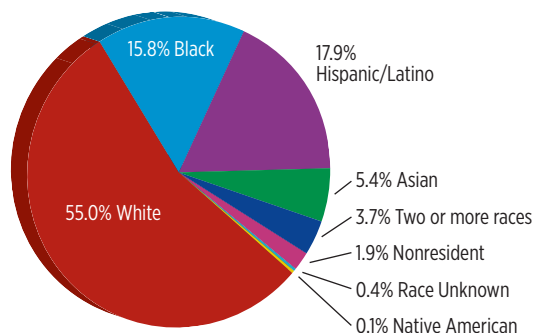
## Profile of Students

**Total Enrollment: 17,169**  
 Undergraduates: 12,788  
 Graduate Students: 4,121  
 Law Students: 260

More than **90%** of our undergraduates received some sort of federal aid, with one-third of students receiving a MAP Grant.

Illinois residents: **91%** of student population  
 Out-of-state: **4%** of student population  
 International: **5%** of student population

Ethnic/Racial Distribution



## Alumni Network

**240,000** alumni of record, with  
**150,000+** living in Illinois.

NIU in House District 33  
**Marcus C. Evans, Jr.**



**104**  
2017 Enrollment



**77**  
Pell Recipients



**70**  
MAP Recipients



**485**  
Alumni



**2**  
Employees



**11**  
Vendors

## New Students



**307**  
Total Applications



**126**  
Accepted



**50**  
Enrolled





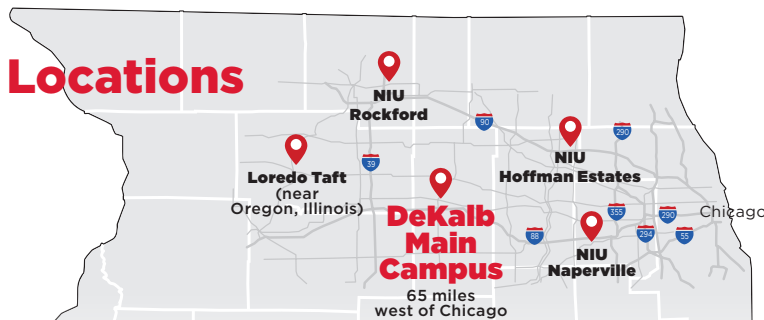
Northern Illinois  
University

# State House District 34

## NIU Fast Facts

- **Recognized by the Brookings Institution** as the top-ranking Illinois public university in terms of upward mobility outcomes coupled with high research opportunities.
- **Commitment to affordability:** NIU has held tuition flat for the past four academic years, offers the most affordable law school education in the state and awards more than \$20 million in institutional aid to students each year. This institutional aid amount is anticipated to increase by \$5 million in FY20 as a result of the AIM High program's implementation.
- Among a small percentage of public institutions designated as **Innovation and Economic Prosperity Universities** by the Association of Public and Land-grant Universities (APLU) — acknowledging NIU as a university working with public and private sector partners to support economic development.
- The most recent economic impact study conducted shows NIU's impact on its region is **\$583 million annually**, which is seven times the university's state appropriation.

## 5 Locations



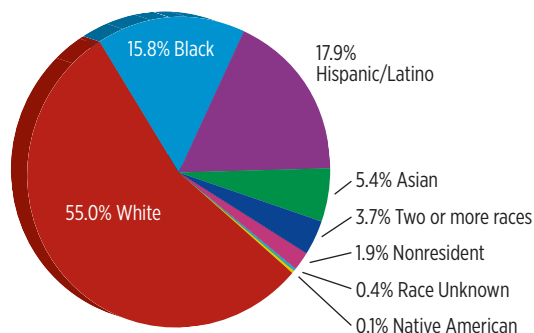
## Profile of Students

**Total Enrollment: 17,169**  
 Undergraduates: 12,788  
 Graduate Students: 4,121  
 Law Students: 260

More than **90%** of our undergraduates received some sort of federal aid, with one-third of students receiving a MAP Grant.

Illinois residents: **91%** of student population  
 Out-of-state: **4%** of student population  
 International: **5%** of student population

Ethnic/Racial Distribution



## Alumni Network

**240,000** alumni of record, with  
**150,000+** living in Illinois.

NIU in House District 34

*Nicholas K. Smith*



**109**  
2017 Enrollment



**69**  
Pell Recipients



**67**  
MAP Recipients



**599**  
Alumni



**5**  
Employees



**13**  
Vendors

## New Students



**315**  
Total Applications



**128**  
Accepted



**51**  
Enrolled



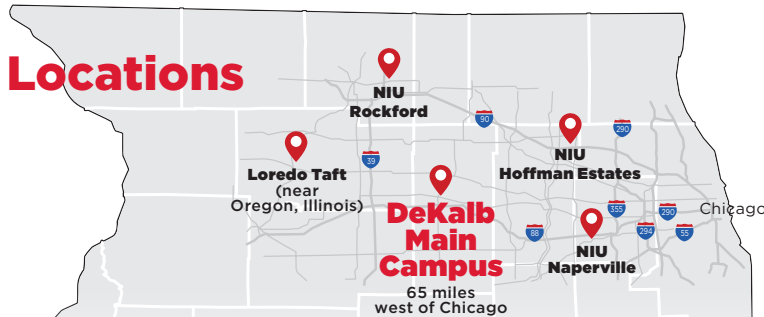
Northern Illinois  
University

# State House District 35

## NIU Fast Facts

- **Recognized by the Brookings Institution** as the top-ranking Illinois public university in terms of upward mobility outcomes coupled with high research opportunities.
- **Commitment to affordability:** NIU has held tuition flat for the past four academic years, offers the most affordable law school education in the state and awards more than \$20 million in institutional aid to students each year. This institutional aid amount is anticipated to increase by \$5 million in FY20 as a result of the AIM High program's implementation.
- Among a small percentage of public institutions designated as **Innovation and Economic Prosperity Universities** by the Association of Public and Land-grant Universities (APLU) — acknowledging NIU as a university working with public and private sector partners to support economic development.
- The most recent economic impact study conducted shows NIU's impact on its region is **\$583 million annually**, which is seven times the university's state appropriation.

## 5 Locations



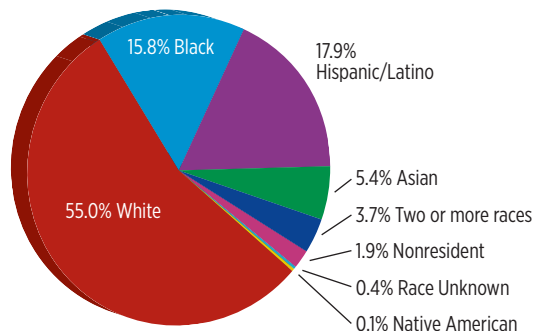
## Profile of Students

**Total Enrollment: 17,169**  
 Undergraduates: 12,788  
 Graduate Students: 4,121  
 Law Students: 260

More than **90%** of our undergraduates received some sort of federal aid, with one-third of students receiving a MAP Grant.

Illinois residents: **91%** of student population  
 Out-of-state: **4%** of student population  
 International: **5%** of student population

Ethnic/Racial Distribution



## Alumni Network

**240,000** alumni of record, with  
**150,000+** living in Illinois.

NIU in House District 35

*Frances Ann Hurley*



**105**  
2017 Enrollment



**33**  
Pell Recipients



**32**  
MAP Recipients



**1,510**  
Alumni



**3**  
Employees



**15**  
Vendors

## New Students



**167**  
Total Applications



**101**  
Accepted



**28**  
Enrolled



Northern Illinois  
University

# State House District 36

## NIU Fast Facts

- **Recognized by the Brookings Institution** as the top-ranking Illinois public university in terms of upward mobility outcomes coupled with high research opportunities.
- **Commitment to affordability:** NIU has held tuition flat for the past four academic years, offers the most affordable law school education in the state and awards more than \$20 million in institutional aid to students each year. This institutional aid amount is anticipated to increase by \$5 million in FY20 as a result of the AIM High program's implementation.
- Among a small percentage of public institutions designated as **Innovation and Economic Prosperity Universities** by the Association of Public and Land-grant Universities (APLU) — acknowledging NIU as a university working with public and private sector partners to support economic development.
- The most recent economic impact study conducted shows NIU's impact on its region is **\$583 million annually**, which is seven times the university's state appropriation.

## 5 Locations



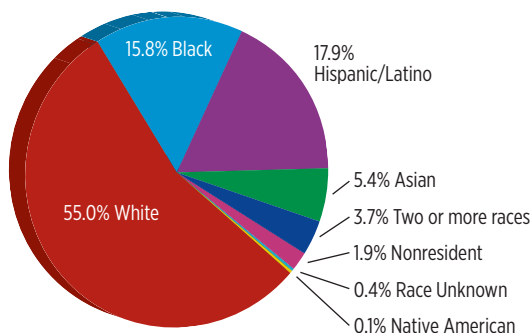
## Profile of Students

**Total Enrollment: 17,169**  
 Undergraduates: 12,788  
 Graduate Students: 4,121  
 Law Students: 260

More than **90%** of our undergraduates received some sort of federal aid, with one-third of students receiving a MAP Grant.

Illinois residents: **91%** of student population  
 Out-of-state: **4%** of student population  
 International: **5%** of student population

Ethnic/Racial Distribution



## Alumni Network

**240,000** alumni of record, with  
**150,000+** living in Illinois.

NIU in House District 36

*Kelly M. Burke*



**97**  
2017 Enrollment



**34**  
Pell Recipients



**39**  
MAP Recipients



**1,206**  
Alumni



**4**  
Employees



**8**  
Vendors

## New Students



**143**  
Total Applications



**82**  
Accepted



**33**  
Enrolled



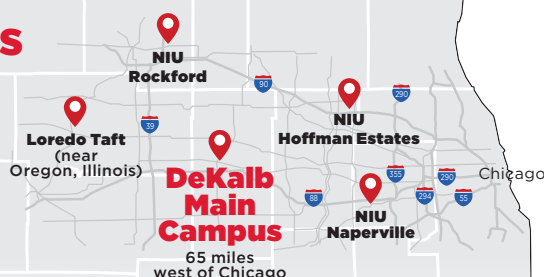
Northern Illinois  
University

# State House District 37

## NIU Fast Facts

- **Recognized by the Brookings Institution** as the top-ranking Illinois public university in terms of upward mobility outcomes coupled with high research opportunities.
- **Commitment to affordability:** NIU has held tuition flat for the past four academic years, offers the most affordable law school education in the state and awards more than \$20 million in institutional aid to students each year. This institutional aid amount is anticipated to increase by \$5 million in FY20 as a result of the AIM High program's implementation.
- Among a small percentage of public institutions designated as **Innovation and Economic Prosperity Universities** by the Association of Public and Land-grant Universities (APLU) — acknowledging NIU as a university working with public and private sector partners to support economic development.
- The most recent economic impact study conducted shows NIU's impact on its region is **\$583 million annually**, which is seven times the university's state appropriation.

## 5 Locations



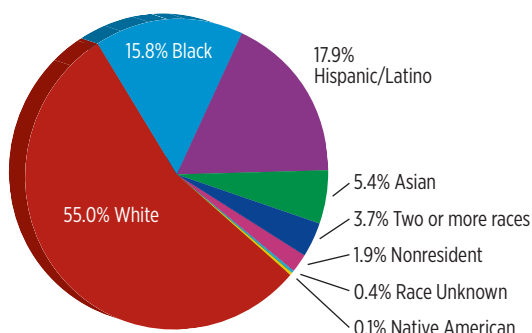
## Profile of Students

**Total Enrollment: 17,169**  
 Undergraduates: 12,788  
 Graduate Students: 4,121  
 Law Students: 260

More than **90%** of our undergraduates received some sort of federal aid, with one-third of students receiving a MAP Grant.

Illinois residents: **91%** of student population  
 Out-of-state: **4%** of student population  
 International: **5%** of student population

Ethnic/Racial Distribution



## Alumni Network

**240,000** alumni of record, with  
**150,000+** living in Illinois.

NIU in House District 37

*Margo McDermid*



**153**  
2017 Enrollment



**37**  
Pell Recipients



**35**  
MAP Recipients



**2,177**  
Alumni



**6**  
Employees



**13**  
Vendors

## New Students



**149**  
Total Applications



**102**  
Accepted



**39**  
Enrolled



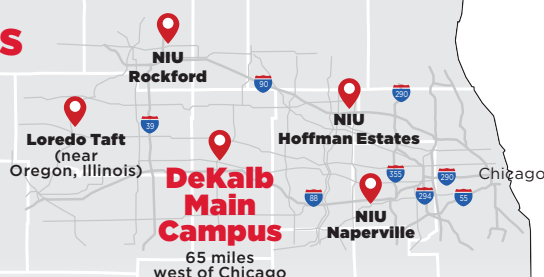
Northern Illinois  
University

# State House District 38

## NIU Fast Facts

- **Recognized by the Brookings Institution** as the top-ranking Illinois public university in terms of upward mobility outcomes coupled with high research opportunities.
- **Commitment to affordability:** NIU has held tuition flat for the past four academic years, offers the most affordable law school education in the state and awards more than \$20 million in institutional aid to students each year. This institutional aid amount is anticipated to increase by \$5 million in FY20 as a result of the AIM High program's implementation.
- Among a small percentage of public institutions designated as **Innovation and Economic Prosperity Universities** by the Association of Public and Land-grant Universities (APLU) — acknowledging NIU as a university working with public and private sector partners to support economic development.
- The most recent economic impact study conducted shows NIU's impact on its region is **\$583 million annually**, which is seven times the university's state appropriation.

## 5 Locations



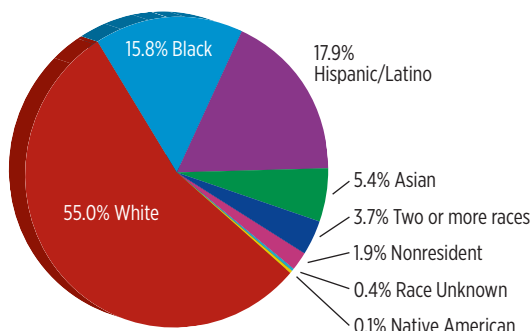
## Profile of Students

**Total Enrollment: 17,169**  
 Undergraduates: 12,788  
 Graduate Students: 4,121  
 Law Students: 260

More than **90%** of our undergraduates received some sort of federal aid, with one-third of students receiving a MAP Grant.

Illinois residents: **91%** of student population  
 Out-of-state: **4%** of student population  
 International: **5%** of student population

Ethnic/Racial Distribution



## Alumni Network

**240,000** alumni of record, with  
**150,000+** living in Illinois.

NIU in House District 38  
**Debbie Meyers-Martin**



**167**  
2017 Enrollment



**94**  
Pell Recipients



**85**  
MAP Recipients



**1,037**  
Alumni



**5**  
Employees



**9**  
Vendors

## New Students



**305**  
Total Applications



**130**  
Accepted



**55**  
Enrolled





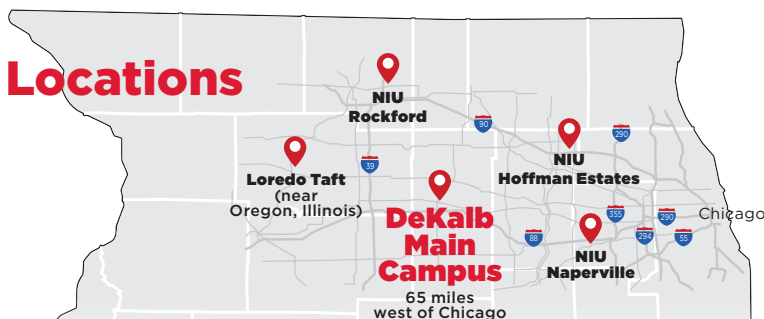
Northern Illinois  
University

# State House District 39

## NIU Fast Facts

- **Recognized by the Brookings Institution** as the top-ranking Illinois public university in terms of upward mobility outcomes coupled with high research opportunities.
- **Commitment to affordability:** NIU has held tuition flat for the past four academic years, offers the most affordable law school education in the state and awards more than \$20 million in institutional aid to students each year. This institutional aid amount is anticipated to increase by \$5 million in FY20 as a result of the AIM High program's implementation.
- Among a small percentage of public institutions designated as **Innovation and Economic Prosperity Universities** by the Association of Public and Land-grant Universities (APLU) — acknowledging NIU as a university working with public and private sector partners to support economic development.
- The most recent economic impact study conducted shows NIU's impact on its region is **\$583 million annually**, which is seven times the university's state appropriation.

## 5 Locations



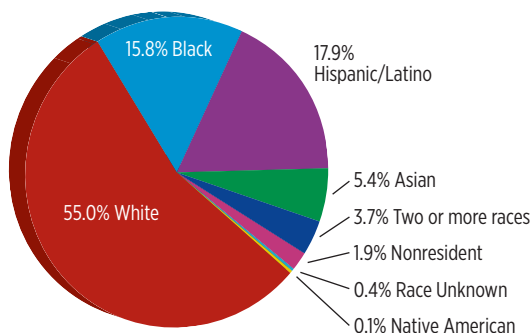
## Profile of Students

**Total Enrollment: 17,169**  
 Undergraduates: 12,788  
 Graduate Students: 4,121  
 Law Students: 260

More than **90%** of our undergraduates received some sort of federal aid, with one-third of students receiving a MAP Grant.

Illinois residents: **91%** of student population  
 Out-of-state: **4%** of student population  
 International: **5%** of student population

Ethnic/Racial Distribution



## Alumni Network

**240,000** alumni of record, with  
**150,000+** living in Illinois.

NIU in House District 39

*Will Guzzardi*



**41**  
2017 Enrollment



**23**  
Pell Recipients



**24**  
MAP Recipients



**374**  
Alumni



**4**  
Employees



**13**  
Vendors

## New Students



**245**  
Total Applications



**140**  
Accepted



**18**  
Enrolled



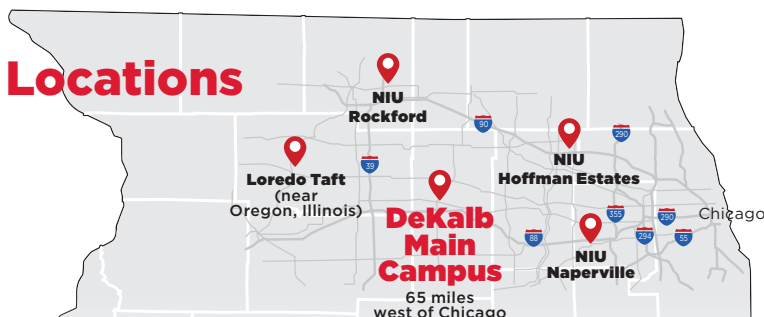
Northern Illinois  
University

# State House District 40

## NIU Fast Facts

- **Recognized by the Brookings Institution** as the top-ranking Illinois public university in terms of upward mobility outcomes coupled with high research opportunities.
- **Commitment to affordability:** NIU has held tuition flat for the past four academic years, offers the most affordable law school education in the state and awards more than \$20 million in institutional aid to students each year. This institutional aid amount is anticipated to increase by \$5 million in FY20 as a result of the AIM High program's implementation.
- Among a small percentage of public institutions designated as **Innovation and Economic Prosperity Universities** by the Association of Public and Land-grant Universities (APLU) — acknowledging NIU as a university working with public and private sector partners to support economic development.
- The most recent economic impact study conducted shows NIU's impact on its region is **\$583 million annually**, which is seven times the university's state appropriation.

## 5 Locations



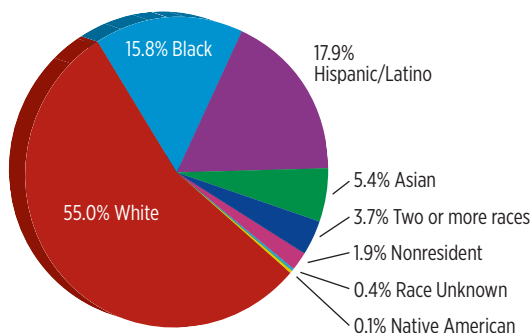
## Profile of Students

**Total Enrollment: 17,169**  
 Undergraduates: 12,788  
 Graduate Students: 4,121  
 Law Students: 260

More than **90%** of our undergraduates received some sort of federal aid, with one-third of students receiving a MAP Grant.

Illinois residents: **91%** of student population  
 Out-of-state: **4%** of student population  
 International: **5%** of student population

Ethnic/Racial Distribution



## Alumni Network

**240,000** alumni of record, with  
**150,000+** living in Illinois.

NIU in House District 40  
*Jaime M. Andrade, Jr.*



**43**  
2017 Enrollment



**26**  
Pell Recipients



**25**  
MAP Recipients



**486**  
Alumni



**5**  
Employees



**15**  
Vendors

## New Students



**207**  
Total Applications



**102**  
Accepted



**17**  
Enrolled