

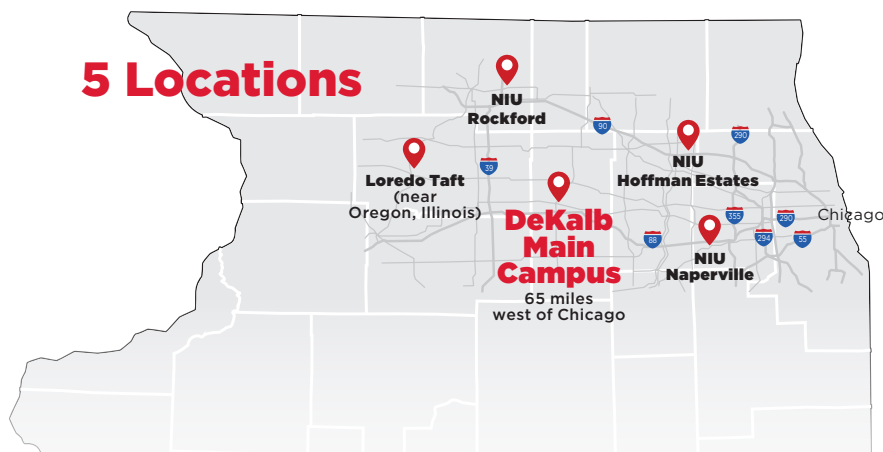


Northern Illinois
University

Northern Illinois University Fast Facts

- **Recognized by the Brookings Institution** as the top-ranking Illinois public university in terms of upward mobility outcomes coupled with high research opportunities.
- **Commitment to affordability:** NIU has held tuition flat for the past four academic years, offers the most affordable law school education in the state and awards more than \$20 million in institutional aid to students each year. This institutional aid amount is anticipated to increase by \$5 million in FY20 as a result of the AIM High program's implementation.
- Among a small percentage of public institutions designated as **Innovation and Economic Prosperity Universities** by the Association of Public and Land-grant Universities (APLU) — acknowledging NIU as a university working with public and private sector partners to support economic development.
- The most recent economic impact study conducted shows NIU's impact on its region is **\$583 million annually**, which is seven times the university's state appropriation.

5 Locations



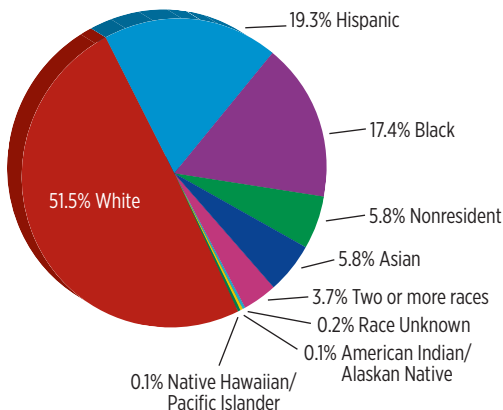
Profile of Students

Total Enrollment: 16,609
 Undergraduates: 12,131
 Graduate Students: 4,204
 Law Students: 274

More than **90%** of our undergraduates received some sort of federal aid, with one-third of students receiving a MAP Grant.

Illinois residents: **89.5%** of student population
 Out-of-state: **5%** of student population
 International: **5.5%** of student population

Ethnic/Racial Distribution



Alumni Network

245,000+ alumni of record, with
160,000+ living in Illinois.

NIU in Senate District 21

Laura Ellman



460
2019 Enrollment



84
Pell Recipients



77
MAP Recipients



7,876
Alumni



112
Employees



159
Vendors

New Students



283
Total Applications



185
Accepted



81
Enrolled

Degrees Conferred

109
Undergraduate

45
Graduate

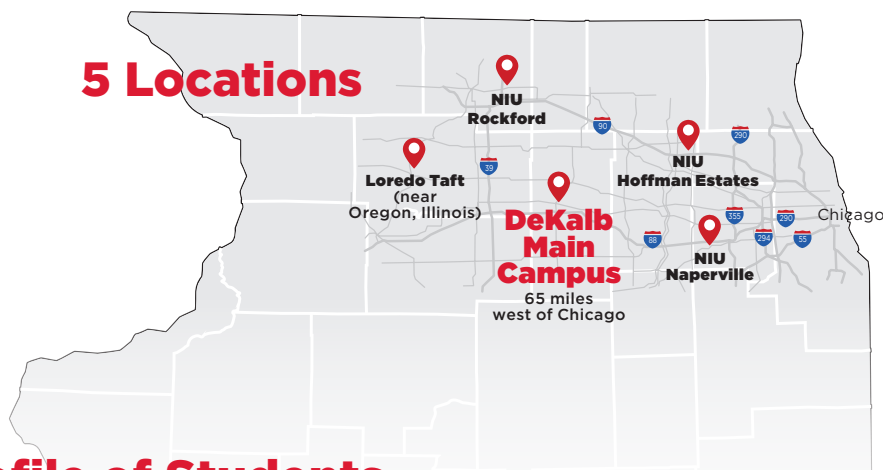


Northern Illinois
University

Northern Illinois University Fast Facts

- **Recognized by the Brookings Institution** as the top-ranking Illinois public university in terms of upward mobility outcomes coupled with high research opportunities.
- **Commitment to affordability:** NIU has held tuition flat for the past four academic years, offers the most affordable law school education in the state and awards more than \$20 million in institutional aid to students each year. This institutional aid amount is anticipated to increase by \$5 million in FY20 as a result of the AIM High program's implementation.
- Among a small percentage of public institutions designated as **Innovation and Economic Prosperity Universities** by the Association of Public and Land-grant Universities (APLU) — acknowledging NIU as a university working with public and private sector partners to support economic development.
- The most recent economic impact study conducted shows NIU's impact on its region is **\$583 million annually**, which is seven times the university's state appropriation.

5 Locations



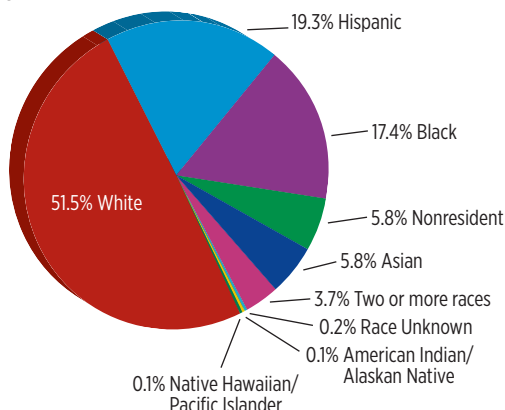
Profile of Students

Total Enrollment: 16,609
 Undergraduates: 12,131
 Graduate Students: 4,204
 Law Students: 274

More than **90%** of our undergraduates received some sort of federal aid, with one-third of students receiving a MAP Grant.

Illinois residents: **89.5%** of student population
 Out-of-state: **5%** of student population
 International: **5.5%** of student population

Ethnic/Racial Distribution



Alumni Network

245,000+ alumni of record, with
160,000+ living in Illinois.

NIU in Senate District 22

Cristina Castro



556
2019 Enrollment



218
Pell Recipients



209
MAP Recipients



3,403
Alumni



21
Employees



65
Vendors

New Students



488
Total Applications



293
Accepted



158
Enrolled

Degrees Conferred

135
Undergraduate

21
Graduate

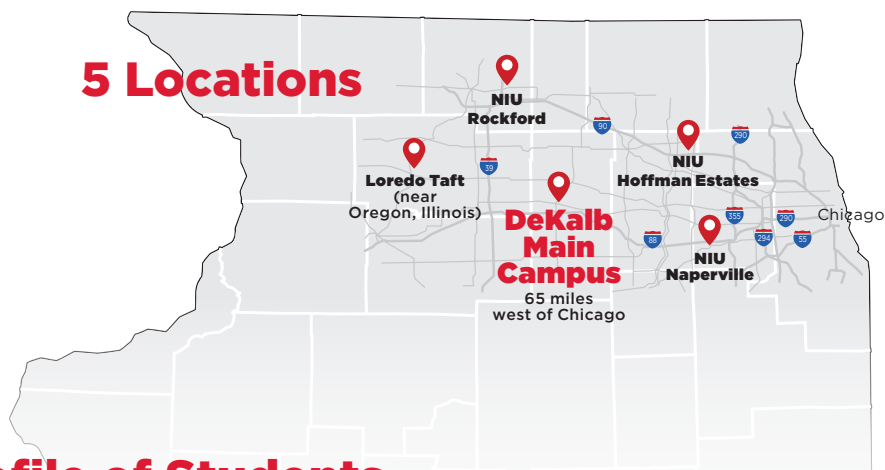


Northern Illinois University

Northern Illinois University Fast Facts

- **Recognized by the Brookings Institution** as the top-ranking Illinois public university in terms of upward mobility outcomes coupled with high research opportunities.
- **Commitment to affordability:** NIU has held tuition flat for the past four academic years, offers the most affordable law school education in the state and awards more than \$20 million in institutional aid to students each year. This institutional aid amount is anticipated to increase by \$5 million in FY20 as a result of the AIM High program's implementation.
- Among a small percentage of public institutions designated as **Innovation and Economic Prosperity Universities** by the Association of Public and Land-grant Universities (APLU) — acknowledging NIU as a university working with public and private sector partners to support economic development.
- The most recent economic impact study conducted shows NIU's impact on its region is **\$583 million annually**, which is seven times the university's state appropriation.

5 Locations



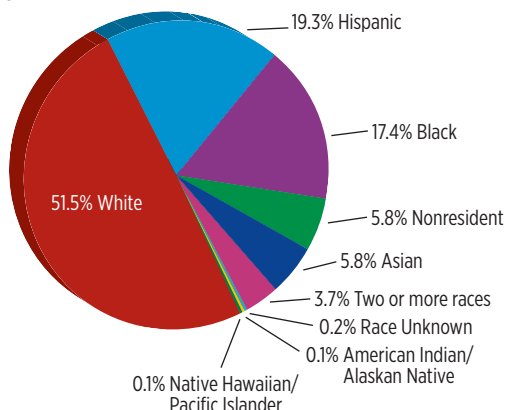
Profile of Students

Total Enrollment: 16,609
 Undergraduates: 12,131
 Graduate Students: 4,204
 Law Students: 274

More than **90%** of our undergraduates received some sort of federal aid, with one-third of students receiving a MAP Grant.

Illinois residents: **89.5%** of student population
 Out-of-state: **5%** of student population
 International: **5.5%** of student population

Ethnic/Racial Distribution



Alumni Network

245,000+ alumni of record, with
160,000+ living in Illinois.

NIU in Senate District 23

Thomas Cullerton



424
2019 Enrollment



133
Pell Recipients



125
MAP Recipients



4,489
Alumni



15
Employees



170
Vendors

New Students



402
Total Applications



247
Accepted



113
Enrolled

Degrees Conferred

108
Undergraduate

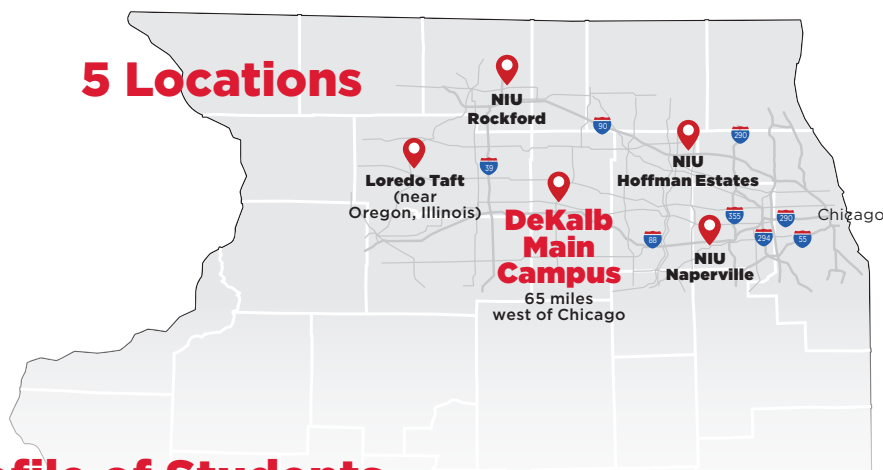
17
Graduate



Northern Illinois University Fast Facts

- **Recognized by the Brookings Institution** as the top-ranking Illinois public university in terms of upward mobility outcomes coupled with high research opportunities.
- **Commitment to affordability:** NIU has held tuition flat for the past four academic years, offers the most affordable law school education in the state and awards more than \$20 million in institutional aid to students each year. This institutional aid amount is anticipated to increase by \$5 million in FY20 as a result of the AIM High program's implementation.
- Among a small percentage of public institutions designated as **Innovation and Economic Prosperity Universities** by the Association of Public and Land-grant Universities (APLU) — acknowledging NIU as a university working with public and private sector partners to support economic development.
- The most recent economic impact study conducted shows NIU's impact on its region is **\$583 million annually**, which is seven times the university's state appropriation.

5 Locations



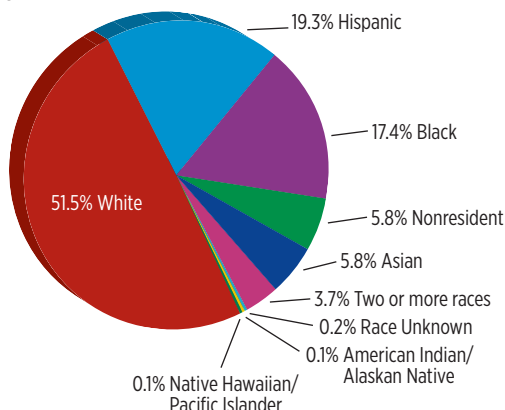
Profile of Students

Total Enrollment:	16,609
Undergraduates:	12,131
Graduate Students:	4,204
Law Students:	274

More than **90%** of our undergraduates received some sort of federal aid, with one-third of students receiving a MAP Grant.

Illinois residents: **89.5%** of student population
 Out-of-state: **5%** of student population
 International: **5.5%** of student population

Ethnic/Racial Distribution



Alumni Network

245,000+ alumni of record, with
160,000+ living in Illinois.

NIU in Senate District 24

Suzy Glowiak Hilton



265
2019 Enrollment



53
Pell Recipients



49
MAP Recipients



5,871
Alumni



49
Employees



194
Vendors

New Students



209
Total Applications



126
Accepted



66
Enrolled

Degrees Conferred

69
Undergraduate

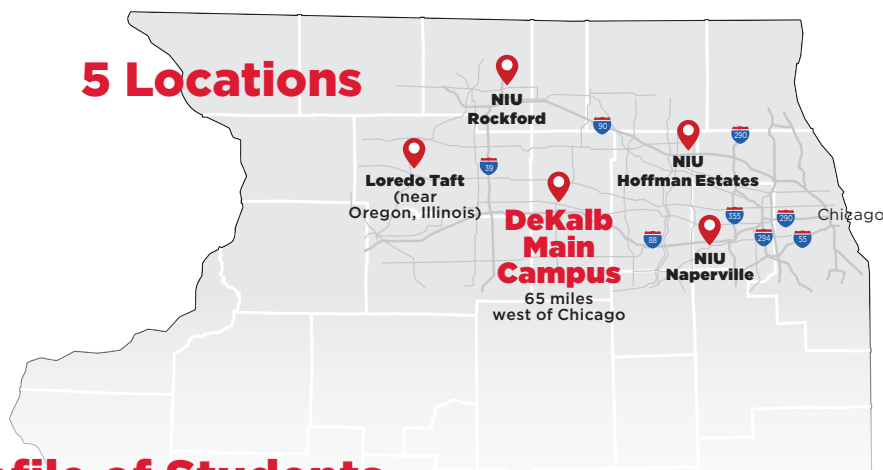
26
Graduate



Northern Illinois University Fast Facts

- **Recognized by the Brookings Institution** as the top-ranking Illinois public university in terms of upward mobility outcomes coupled with high research opportunities.
- **Commitment to affordability:** NIU has held tuition flat for the past four academic years, offers the most affordable law school education in the state and awards more than \$20 million in institutional aid to students each year. This institutional aid amount is anticipated to increase by \$5 million in FY20 as a result of the AIM High program's implementation.
- Among a small percentage of public institutions designated as **Innovation and Economic Prosperity Universities** by the Association of Public and Land-grant Universities (APLU) — acknowledging NIU as a university working with public and private sector partners to support economic development.
- The most recent economic impact study conducted shows NIU's impact on its region is **\$583 million annually**, which is seven times the university's state appropriation.

5 Locations



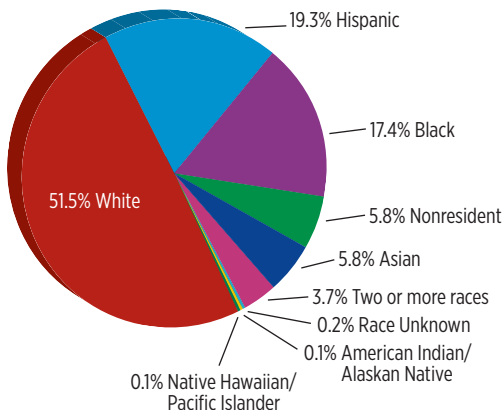
Profile of Students

Total Enrollment: 16,609
 Undergraduates: 12,131
 Graduate Students: 4,204
 Law Students: 274

More than **90%** of our undergraduates received some sort of federal aid, with one-third of students receiving a MAP Grant.

Illinois residents: **89.5%** of student population
 Out-of-state: **5%** of student population
 International: **5.5%** of student population

Ethnic/Racial Distribution



Alumni Network

245,000+ alumni of record, with
160,000+ living in Illinois.

NIU in Senate District 25

Jim Oberweis



861
2019 Enrollment



181
Pell Recipients



166
MAP Recipients



9,676
Alumni



262
Employees



185
Vendors

New Students



567
Total Applications



381
Accepted



217
Enrolled

Degrees Conferred

175
Undergraduate

65
Graduate

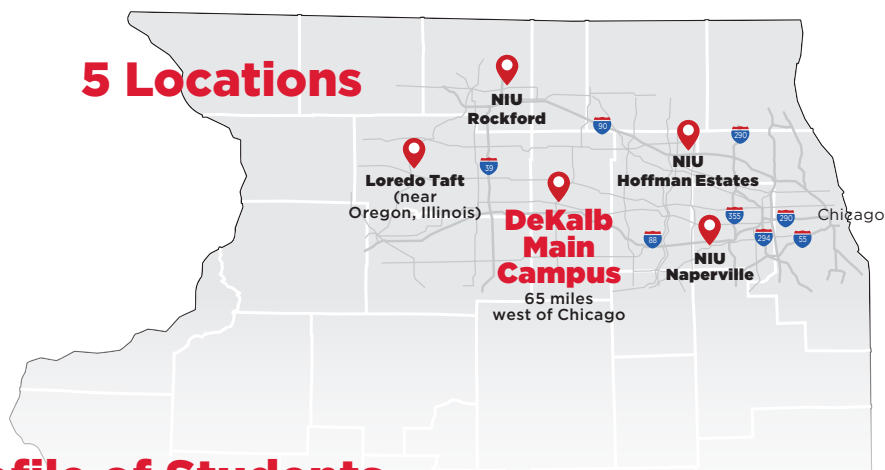


Northern Illinois
University

Northern Illinois University Fast Facts

- **Recognized by the Brookings Institution** as the top-ranking Illinois public university in terms of upward mobility outcomes coupled with high research opportunities.
- **Commitment to affordability:** NIU has held tuition flat for the past four academic years, offers the most affordable law school education in the state and awards more than \$20 million in institutional aid to students each year. This institutional aid amount is anticipated to increase by \$5 million in FY20 as a result of the AIM High program's implementation.
- Among a small percentage of public institutions designated as **Innovation and Economic Prosperity Universities** by the Association of Public and Land-grant Universities (APLU) — acknowledging NIU as a university working with public and private sector partners to support economic development.
- The most recent economic impact study conducted shows NIU's impact on its region is **\$583 million annually**, which is seven times the university's state appropriation.

5 Locations



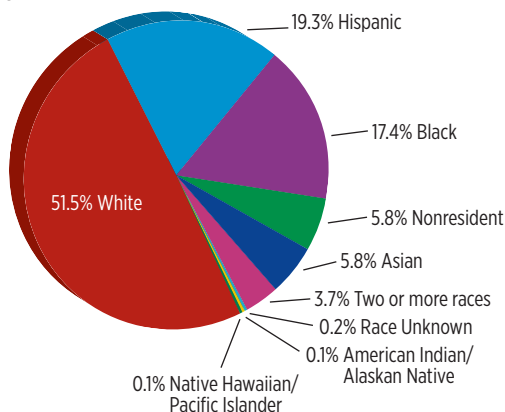
Profile of Students

Total Enrollment: 16,609
 Undergraduates: 12,131
 Graduate Students: 4,204
 Law Students: 274

More than **90%** of our undergraduates received some sort of federal aid, with one-third of students receiving a MAP Grant.

Illinois residents: **89.5%** of student population
 Out-of-state: **5%** of student population
 International: **5.5%** of student population

Ethnic/Racial Distribution



Alumni Network

245,000+ alumni of record, with
160,000+ living in Illinois.

NIU in Senate District 26

Dan McConchie



447
2019 Enrollment



95
Pell Recipients



91
MAP Recipients



6,996
Alumni



22
Employees



87
Vendors

New Students



305
Total Applications



208
Accepted



104
Enrolled

Degrees Conferred

138
Undergraduate

32
Graduate

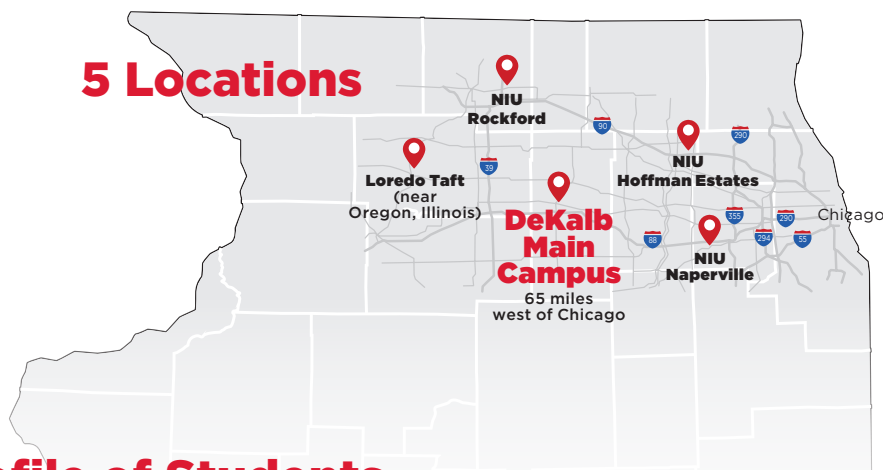


Northern Illinois
University

Northern Illinois University Fast Facts

- **Recognized by the Brookings Institution** as the top-ranking Illinois public university in terms of upward mobility outcomes coupled with high research opportunities.
- **Commitment to affordability:** NIU has held tuition flat for the past four academic years, offers the most affordable law school education in the state and awards more than \$20 million in institutional aid to students each year. This institutional aid amount is anticipated to increase by \$5 million in FY20 as a result of the AIM High program's implementation.
- Among a small percentage of public institutions designated as **Innovation and Economic Prosperity Universities** by the Association of Public and Land-grant Universities (APLU) — acknowledging NIU as a university working with public and private sector partners to support economic development.
- The most recent economic impact study conducted shows NIU's impact on its region is **\$583 million annually**, which is seven times the university's state appropriation.

5 Locations



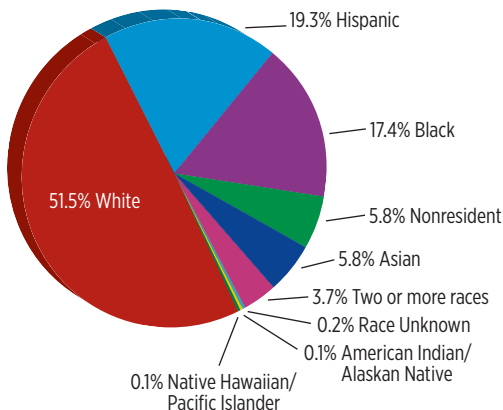
Profile of Students

Total Enrollment: 16,609
 Undergraduates: 12,131
 Graduate Students: 4,204
 Law Students: 274

More than **90%** of our undergraduates received some sort of federal aid, with one-third of students receiving a MAP Grant.

Illinois residents: **89.5%** of student population
 Out-of-state: **5%** of student population
 International: **5.5%** of student population

Ethnic/Racial Distribution



Alumni Network

245,000+ alumni of record, with
160,000+ living in Illinois.

NIU in Senate District 27

Ann Gillespie



312
2019 Enrollment



53
Pell Recipients



52
MAP Recipients



6,138
Alumni



26
Employees



131
Vendors

New Students



321
Total Applications



216
Accepted



95
Enrolled

Degrees Conferred

81

Undergraduate

29

Graduate

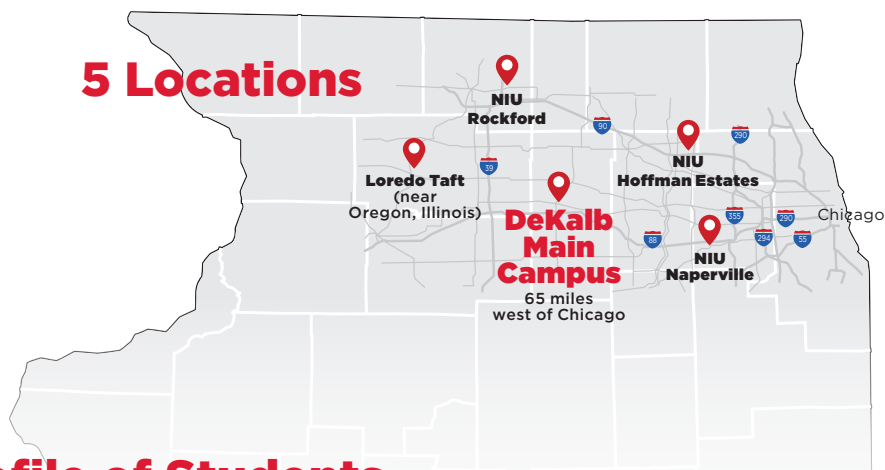


Northern Illinois University

Northern Illinois University Fast Facts

- **Recognized by the Brookings Institution** as the top-ranking Illinois public university in terms of upward mobility outcomes coupled with high research opportunities.
- **Commitment to affordability:** NIU has held tuition flat for the past four academic years, offers the most affordable law school education in the state and awards more than \$20 million in institutional aid to students each year. This institutional aid amount is anticipated to increase by \$5 million in FY20 as a result of the AIM High program's implementation.
- Among a small percentage of public institutions designated as **Innovation and Economic Prosperity Universities** by the Association of Public and Land-grant Universities (APLU) — acknowledging NIU as a university working with public and private sector partners to support economic development.
- The most recent economic impact study conducted shows NIU's impact on its region is **\$583 million annually**, which is seven times the university's state appropriation.

5 Locations



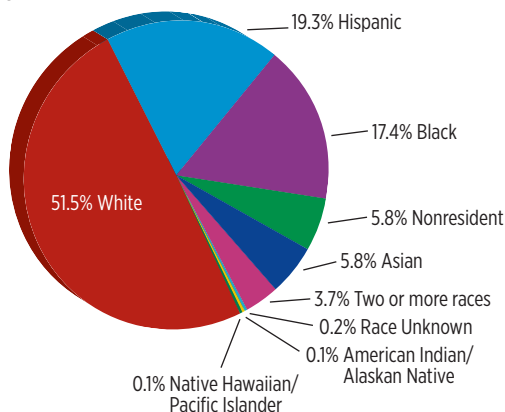
Profile of Students

Total Enrollment: 16,609
 Undergraduates: 12,131
 Graduate Students: 4,204
 Law Students: 274

More than **90%** of our undergraduates received some sort of federal aid, with one-third of students receiving a MAP Grant.

Illinois residents: **89.5%** of student population
 Out-of-state: **5%** of student population
 International: **5.5%** of student population

Ethnic/Racial Distribution



Alumni Network

245,000+ alumni of record, with
160,000+ living in Illinois.

NIU in Senate District 28

Laura M. Murphy



331
2019 Enrollment



105
Pell Recipients



102
MAP Recipients



4,283
Alumni



22
Employees



123
Vendors

New Students



344
Total Applications



214
Accepted



100
Enrolled

Degrees Conferred

82
Undergraduate

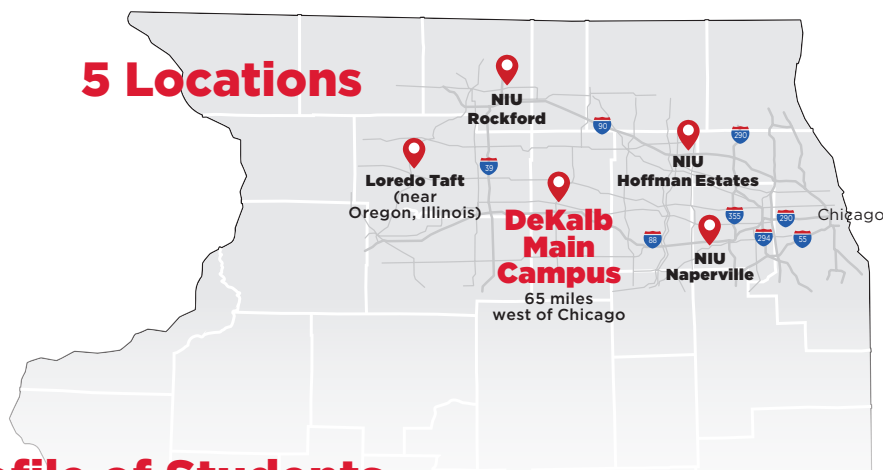
18
Graduate



Northern Illinois University Fast Facts

- **Recognized by the Brookings Institution** as the top-ranking Illinois public university in terms of upward mobility outcomes coupled with high research opportunities.
- **Commitment to affordability:** NIU has held tuition flat for the past four academic years, offers the most affordable law school education in the state and awards more than \$20 million in institutional aid to students each year. This institutional aid amount is anticipated to increase by \$5 million in FY20 as a result of the AIM High program's implementation.
- Among a small percentage of public institutions designated as **Innovation and Economic Prosperity Universities** by the Association of Public and Land-grant Universities (APLU) — acknowledging NIU as a university working with public and private sector partners to support economic development.
- The most recent economic impact study conducted shows NIU's impact on its region is **\$583 million annually**, which is seven times the university's state appropriation.

5 Locations



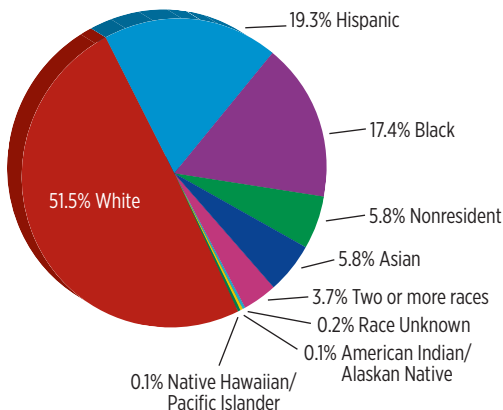
Profile of Students

Total Enrollment:	16,609
Undergraduates:	12,131
Graduate Students:	4,204
Law Students:	274

More than **90%** of our undergraduates received some sort of federal aid, with one-third of students receiving a MAP Grant.

Illinois residents: **89.5%** of student population
 Out-of-state: **5%** of student population
 International: **5.5%** of student population

Ethnic/Racial Distribution



Alumni Network

245,000+ alumni of record, with
160,000+ living in Illinois.

NIU in Senate District 29

Julie A. Morrison



159
2019 Enrollment



46
Pell Recipients



49
MAP Recipients



2,903
Alumni



6
Employees



57
Vendors

New Students



171
Total Applications



106
Accepted



53
Enrolled

Degrees Conferred

38
Undergraduate

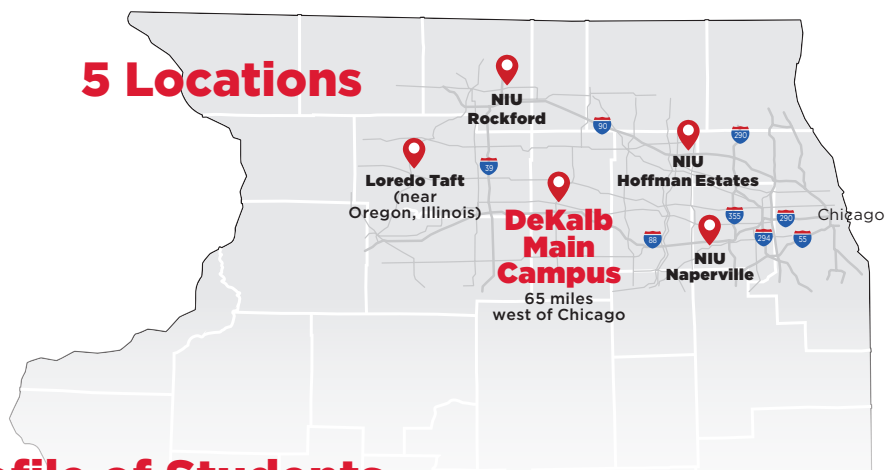
18
Graduate



Northern Illinois University Fast Facts

- **Recognized by the Brookings Institution** as the top-ranking Illinois public university in terms of upward mobility outcomes coupled with high research opportunities.
- **Commitment to affordability:** NIU has held tuition flat for the past four academic years, offers the most affordable law school education in the state and awards more than \$20 million in institutional aid to students each year. This institutional aid amount is anticipated to increase by \$5 million in FY20 as a result of the AIM High program's implementation.
- Among a small percentage of public institutions designated as **Innovation and Economic Prosperity Universities** by the Association of Public and Land-grant Universities (APLU) — acknowledging NIU as a university working with public and private sector partners to support economic development.
- The most recent economic impact study conducted shows NIU's impact on its region is **\$583 million annually**, which is seven times the university's state appropriation.

5 Locations



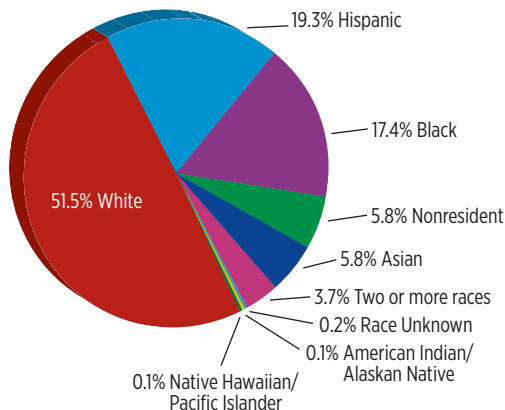
Profile of Students

Total Enrollment: 16,609
 Undergraduates: 12,131
 Graduate Students: 4,204
 Law Students: 274

More than **90%** of our undergraduates received some sort of federal aid, with one-third of students receiving a MAP Grant.

Illinois residents: **89.5%** of student population
 Out-of-state: **5%** of student population
 International: **5.5%** of student population

Ethnic/Racial Distribution



Alumni Network

245,000+ alumni of record, with
160,000+ living in Illinois.

NIU in Senate District 30

Terry Link



197
2019 Enrollment



89
Pell Recipients



87
MAP Recipients



2,433
Alumni



4
Employees



47
Vendors

New Students



334
Total Applications



184
Accepted



60
Enrolled

Degrees Conferred

33
Undergraduate

14
Graduate

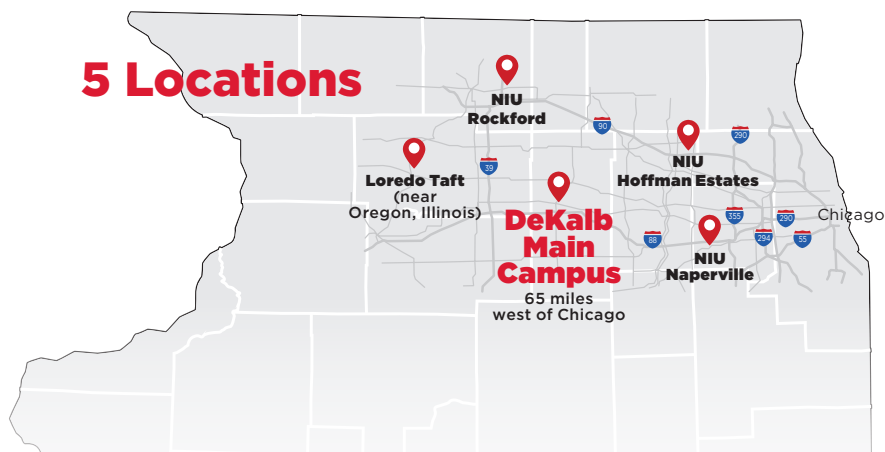


Northern Illinois University

Northern Illinois University Fast Facts

- **Recognized by the Brookings Institution** as the top-ranking Illinois public university in terms of upward mobility outcomes coupled with high research opportunities.
- **Commitment to affordability:** NIU has held tuition flat for the past four academic years, offers the most affordable law school education in the state and awards more than \$20 million in institutional aid to students each year. This institutional aid amount is anticipated to increase by \$5 million in FY20 as a result of the AIM High program's implementation.
- Among a small percentage of public institutions designated as **Innovation and Economic Prosperity Universities** by the Association of Public and Land-grant Universities (APLU) — acknowledging NIU as a university working with public and private sector partners to support economic development.
- The most recent economic impact study conducted shows NIU's impact on its region is **\$583 million annually**, which is seven times the university's state appropriation.

5 Locations



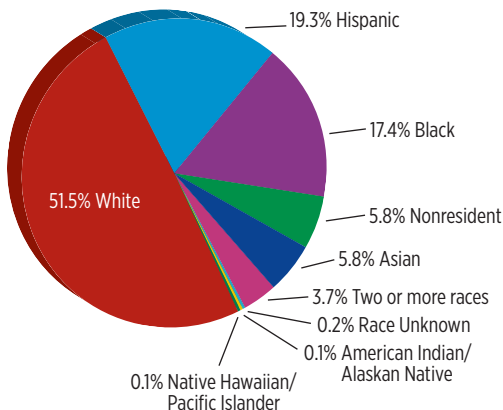
Profile of Students

Total Enrollment: 16,609
 Undergraduates: 12,131
 Graduate Students: 4,204
 Law Students: 274

More than **90%** of our undergraduates received some sort of federal aid, with one-third of students receiving a MAP Grant.

Illinois residents: **89.5%** of student population
 Out-of-state: **5%** of student population
 International: **5.5%** of student population

Ethnic/Racial Distribution



Alumni Network

245,000+ alumni of record, with
160,000+ living in Illinois.

NIU in Senate District 31

Melinda Bush



306
2019 Enrollment



90
Pell Recipients



82
MAP Recipients



3,507
Alumni



3
Employees



34
Vendors

New Students



333
Total Applications



188
Accepted



82
Enrolled

Degrees Conferred

93
Undergraduate

14
Graduate

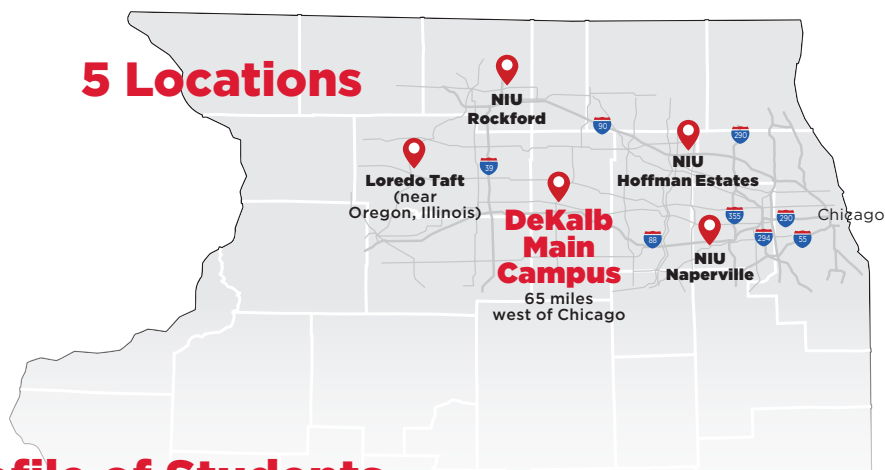


Northern Illinois
University

Northern Illinois University Fast Facts

- **Recognized by the Brookings Institution** as the top-ranking Illinois public university in terms of upward mobility outcomes coupled with high research opportunities.
- **Commitment to affordability:** NIU has held tuition flat for the past four academic years, offers the most affordable law school education in the state and awards more than \$20 million in institutional aid to students each year. This institutional aid amount is anticipated to increase by \$5 million in FY20 as a result of the AIM High program's implementation.
- Among a small percentage of public institutions designated as **Innovation and Economic Prosperity Universities** by the Association of Public and Land-grant Universities (APLU) — acknowledging NIU as a university working with public and private sector partners to support economic development.
- The most recent economic impact study conducted shows NIU's impact on its region is **\$583 million annually**, which is seven times the university's state appropriation.

5 Locations



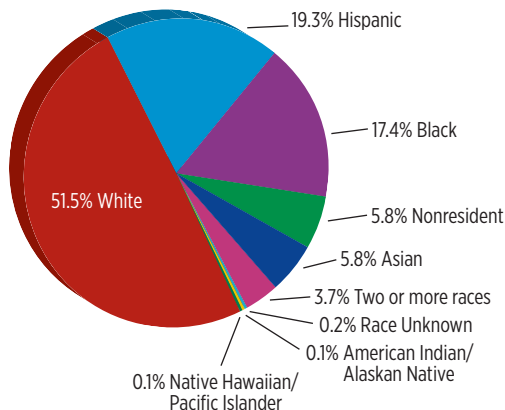
Profile of Students

Total Enrollment: 16,609
 Undergraduates: 12,131
 Graduate Students: 4,204
 Law Students: 274

More than **90%** of our undergraduates received some sort of federal aid, with one-third of students receiving a MAP Grant.

Illinois residents: **89.5%** of student population
 Out-of-state: **5%** of student population
 International: **5.5%** of student population

Ethnic/Racial Distribution



Alumni Network

245,000+ alumni of record, with
160,000+ living in Illinois.

NIU in Senate District 32

Craig Wilcox



503
2019 Enrollment



172
Pell Recipients



178
MAP Recipients



5,774
Alumni



25
Employees



48
Vendors

New Students



331
Total Applications



220
Accepted



126
Enrolled

Degrees Conferred

119
Undergraduate

21
Graduate

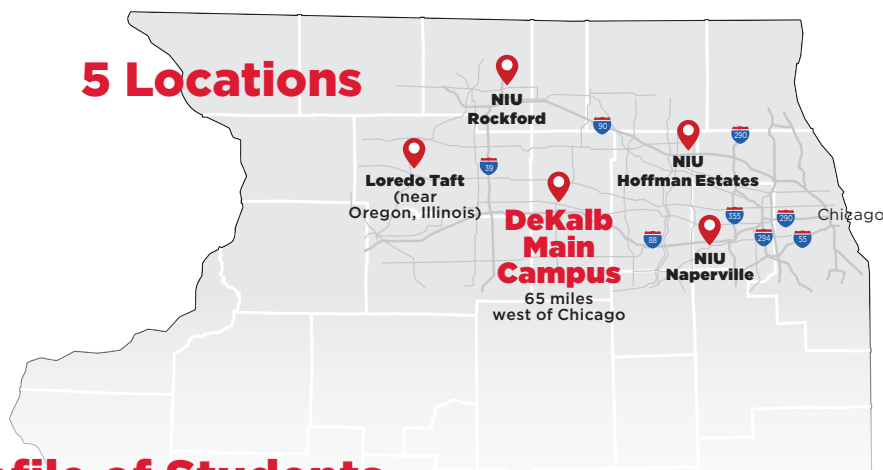


Northern Illinois
University

Northern Illinois University Fast Facts

- **Recognized by the Brookings Institution** as the top-ranking Illinois public university in terms of upward mobility outcomes coupled with high research opportunities.
- **Commitment to affordability:** NIU has held tuition flat for the past four academic years, offers the most affordable law school education in the state and awards more than \$20 million in institutional aid to students each year. This institutional aid amount is anticipated to increase by \$5 million in FY20 as a result of the AIM High program's implementation.
- Among a small percentage of public institutions designated as **Innovation and Economic Prosperity Universities** by the Association of Public and Land-grant Universities (APLU) — acknowledging NIU as a university working with public and private sector partners to support economic development.
- The most recent economic impact study conducted shows NIU's impact on its region is **\$583 million annually**, which is seven times the university's state appropriation.

5 Locations



Profile of Students

Total Enrollment: 16,609
 Undergraduates: 12,131
 Graduate Students: 4,204
 Law Students: 274

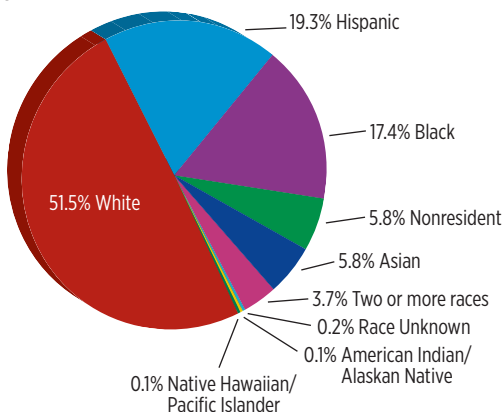
More than **90%** of our undergraduates received some sort of federal aid, with one-third of students receiving a MAP Grant.

Illinois residents: **89.5%** of student population

Out-of-state: **5%** of student population

International: **5.5%** of student population

Ethnic/Racial Distribution



Alumni Network

245,000+ alumni of record, with
160,000+ living in Illinois.

NIU in Senate District 33

Donald P. DeWitte



1,005
2019 Enrollment



222
Pell Recipients



192
MAP Recipients



9,738
Alumni



155
Employees



120
Vendors

New Students



640
Total Applications



447
Accepted



267
Enrolled

Degrees Conferred

264
Undergraduate

46
Graduate

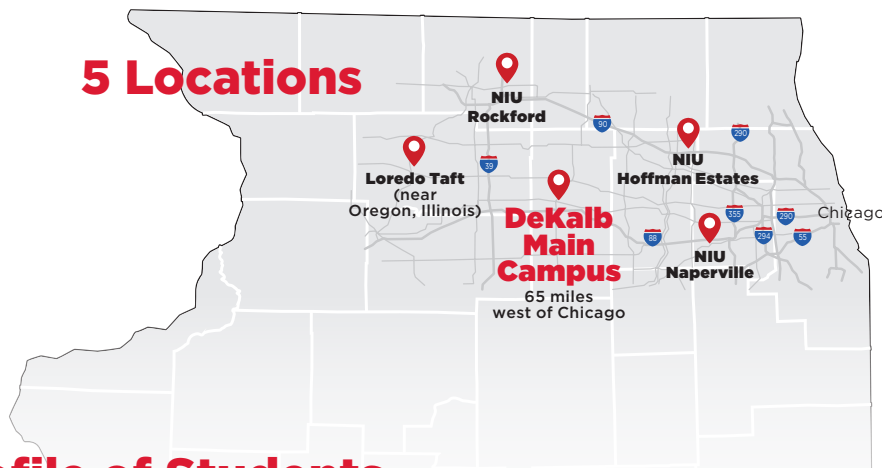


Northern Illinois
University

Northern Illinois University Fast Facts

- **Recognized by the Brookings Institution** as the top-ranking Illinois public university in terms of upward mobility outcomes coupled with high research opportunities.
- **Commitment to affordability:** NIU has held tuition flat for the past four academic years, offers the most affordable law school education in the state and awards more than \$20 million in institutional aid to students each year. This institutional aid amount is anticipated to increase by \$5 million in FY20 as a result of the AIM High program's implementation.
- Among a small percentage of public institutions designated as **Innovation and Economic Prosperity Universities** by the Association of Public and Land-grant Universities (APLU) — acknowledging NIU as a university working with public and private sector partners to support economic development.
- The most recent economic impact study conducted shows NIU's impact on its region is **\$583 million annually**, which is seven times the university's state appropriation.

5 Locations



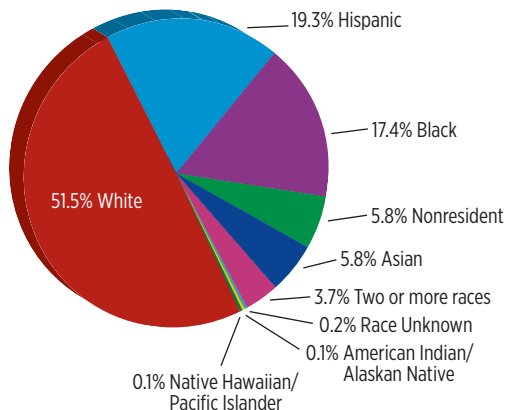
Profile of Students

Total Enrollment: 16,609
 Undergraduates: 12,131
 Graduate Students: 4,204
 Law Students: 274

More than **90%** of our undergraduates received some sort of federal aid, with one-third of students receiving a MAP Grant.

Illinois residents: **89.5%** of student population
 Out-of-state: **5%** of student population
 International: **5.5%** of student population

Ethnic/Racial Distribution



Alumni Network

245,000+ alumni of record, with
160,000+ living in Illinois.

NIU in Senate District 34

Steve Stadelman



556
2019 Enrollment



217
Pell Recipients



220
MAP Recipients



5,387
Alumni



78
Employees



296
Vendors

New Students



414
Total Applications



249
Accepted



151
Enrolled

Degrees Conferred

167
Undergraduate

23
Graduate

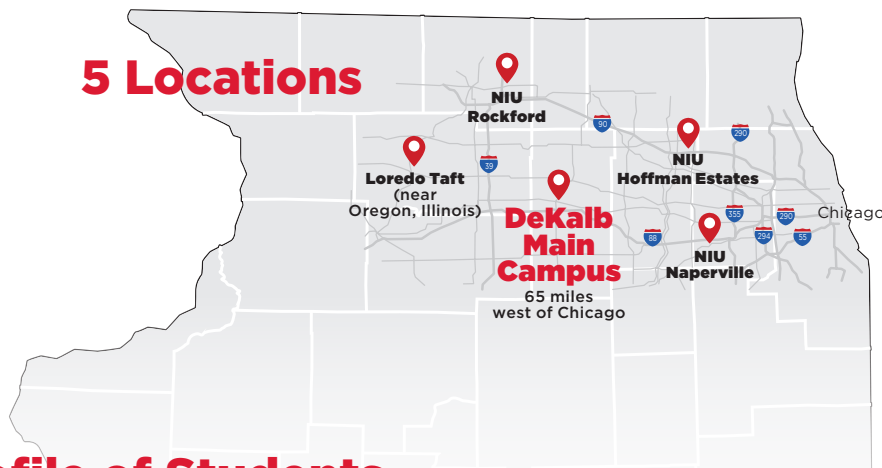


Northern Illinois
University

Northern Illinois University Fast Facts

- **Recognized by the Brookings Institution** as the top-ranking Illinois public university in terms of upward mobility outcomes coupled with high research opportunities.
- **Commitment to affordability:** NIU has held tuition flat for the past four academic years, offers the most affordable law school education in the state and awards more than \$20 million in institutional aid to students each year. This institutional aid amount is anticipated to increase by \$5 million in FY20 as a result of the AIM High program's implementation.
- Among a small percentage of public institutions designated as **Innovation and Economic Prosperity Universities** by the Association of Public and Land-grant Universities (APLU) — acknowledging NIU as a university working with public and private sector partners to support economic development.
- The most recent economic impact study conducted shows NIU's impact on its region is **\$583 million annually**, which is seven times the university's state appropriation.

5 Locations



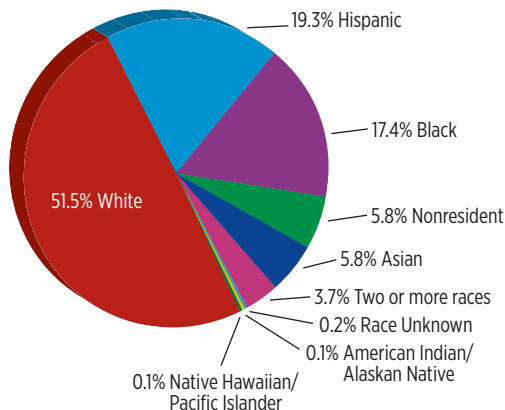
Profile of Students

Total Enrollment: 16,609
 Undergraduates: 12,131
 Graduate Students: 4,204
 Law Students: 274

More than **90%** of our undergraduates received some sort of federal aid, with one-third of students receiving a MAP Grant.

Illinois residents: **89.5%** of student population
 Out-of-state: **5%** of student population
 International: **5.5%** of student population

Ethnic/Racial Distribution



Alumni Network

245,000+ alumni of record, with
160,000+ living in Illinois.

NIU in Senate District 35

Dave Syverson



2,924
2019 Enrollment



901
Pell Recipients



823
MAP Recipients



12,869
Alumni



1,697
Employees



808
Vendors

New Students



770
Total Applications



543
Accepted



367
Enrolled

Degrees Conferred

453
Undergraduate

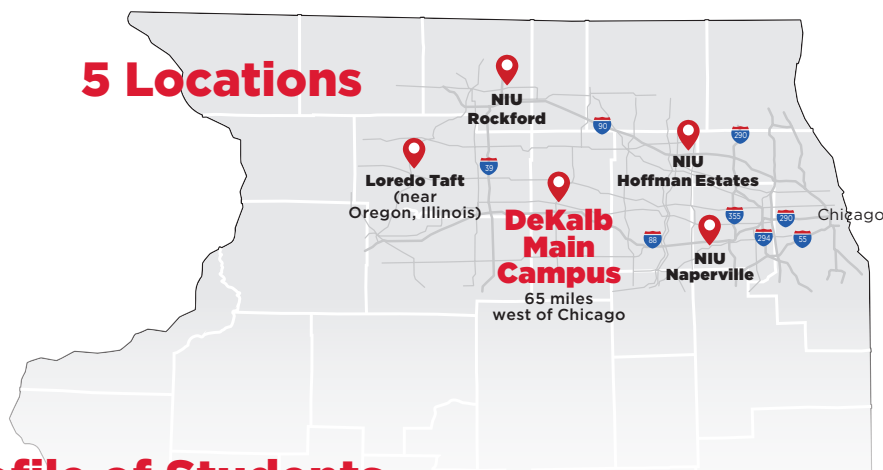
201
Graduate



Northern Illinois University Fast Facts

- **Recognized by the Brookings Institution** as the top-ranking Illinois public university in terms of upward mobility outcomes coupled with high research opportunities.
- **Commitment to affordability:** NIU has held tuition flat for the past four academic years, offers the most affordable law school education in the state and awards more than \$20 million in institutional aid to students each year. This institutional aid amount is anticipated to increase by \$5 million in FY20 as a result of the AIM High program's implementation.
- Among a small percentage of public institutions designated as **Innovation and Economic Prosperity Universities** by the Association of Public and Land-grant Universities (APLU) — acknowledging NIU as a university working with public and private sector partners to support economic development.
- The most recent economic impact study conducted shows NIU's impact on its region is **\$583 million annually**, which is seven times the university's state appropriation.

5 Locations



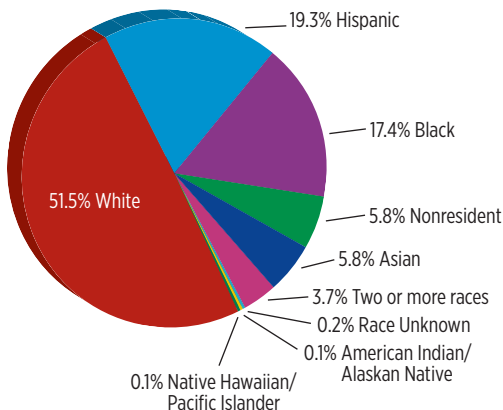
Profile of Students

Total Enrollment: 16,609
 Undergraduates: 12,131
 Graduate Students: 4,204
 Law Students: 274

More than **90%** of our undergraduates received some sort of federal aid, with one-third of students receiving a MAP Grant.

Illinois residents: **89.5%** of student population
 Out-of-state: **5%** of student population
 International: **5.5%** of student population

Ethnic/Racial Distribution



Alumni Network

245,000+ alumni of record, with
160,000+ living in Illinois.

NIU in Senate District 36

Neil Anderson



164
2019 Enrollment



69
Pell Recipients



72
MAP Recipients



1,985
Alumni



7
Employees



76
Vendors

New Students



146
Total Applications



94
Accepted



51
Enrolled

Degrees Conferred

45

Undergraduate

4

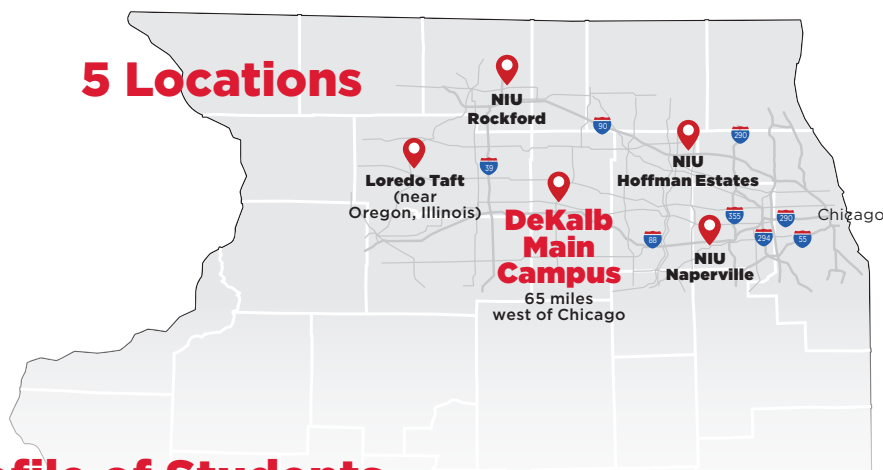
Graduate



Northern Illinois University Fast Facts

- **Recognized by the Brookings Institution** as the top-ranking Illinois public university in terms of upward mobility outcomes coupled with high research opportunities.
- **Commitment to affordability:** NIU has held tuition flat for the past four academic years, offers the most affordable law school education in the state and awards more than \$20 million in institutional aid to students each year. This institutional aid amount is anticipated to increase by \$5 million in FY20 as a result of the AIM High program's implementation.
- Among a small percentage of public institutions designated as **Innovation and Economic Prosperity Universities** by the Association of Public and Land-grant Universities (APLU) — acknowledging NIU as a university working with public and private sector partners to support economic development.
- The most recent economic impact study conducted shows NIU's impact on its region is **\$583 million annually**, which is seven times the university's state appropriation.

5 Locations



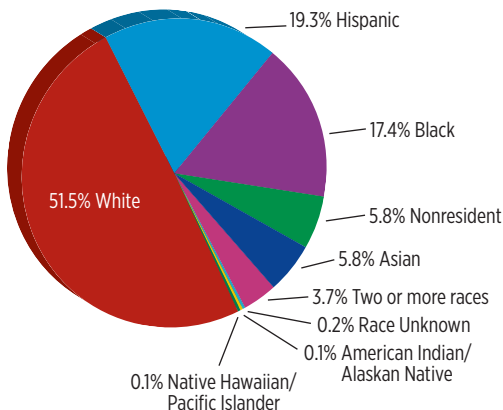
Profile of Students

Total Enrollment: 16,609
 Undergraduates: 12,131
 Graduate Students: 4,204
 Law Students: 274

More than **90%** of our undergraduates received some sort of federal aid, with one-third of students receiving a MAP Grant.

Illinois residents: **89.5%** of student population
 Out-of-state: **5%** of student population
 International: **5.5%** of student population

Ethnic/Racial Distribution



Alumni Network

245,000+ alumni of record, with
160,000+ living in Illinois.

NIU in Senate District 37

Chuck Weaver



131
2019 Enrollment



30
Pell Recipients



33
MAP Recipients



1,441
Alumni



8
Employees



39
Vendors

New Students



158
Total Applications



112
Accepted



40
Enrolled

Degrees Conferred

35

Undergraduate

4

Graduate

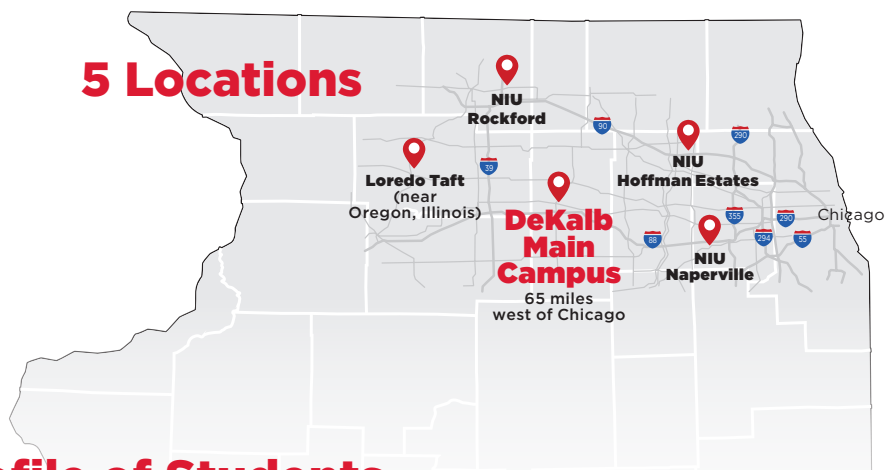


Northern Illinois
University

Northern Illinois University Fast Facts

- **Recognized by the Brookings Institution** as the top-ranking Illinois public university in terms of upward mobility outcomes coupled with high research opportunities.
- **Commitment to affordability:** NIU has held tuition flat for the past four academic years, offers the most affordable law school education in the state and awards more than \$20 million in institutional aid to students each year. This institutional aid amount is anticipated to increase by \$5 million in FY20 as a result of the AIM High program's implementation.
- Among a small percentage of public institutions designated as **Innovation and Economic Prosperity Universities** by the Association of Public and Land-grant Universities (APLU) — acknowledging NIU as a university working with public and private sector partners to support economic development.
- The most recent economic impact study conducted shows NIU's impact on its region is **\$583 million annually**, which is seven times the university's state appropriation.

5 Locations



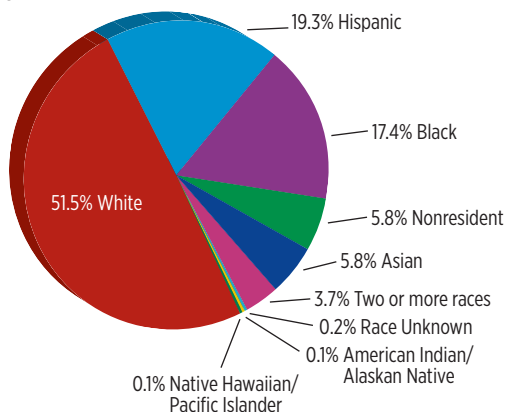
Profile of Students

Total Enrollment: 16,609
 Undergraduates: 12,131
 Graduate Students: 4,204
 Law Students: 274

More than **90%** of our undergraduates received some sort of federal aid, with one-third of students receiving a MAP Grant.

Illinois residents: **89.5%** of student population
 Out-of-state: **5%** of student population
 International: **5.5%** of student population

Ethnic/Racial Distribution



Alumni Network

245,000+ alumni of record, with
160,000+ living in Illinois.

NIU in Senate District 38

Sue Rezin



340
2019 Enrollment



120
Pell Recipients



112
MAP Recipients



3,623
Alumni



27
Employees



43
Vendors

New Students



383
Total Applications



271
Accepted



133
Enrolled

Degrees Conferred

86
Undergraduate

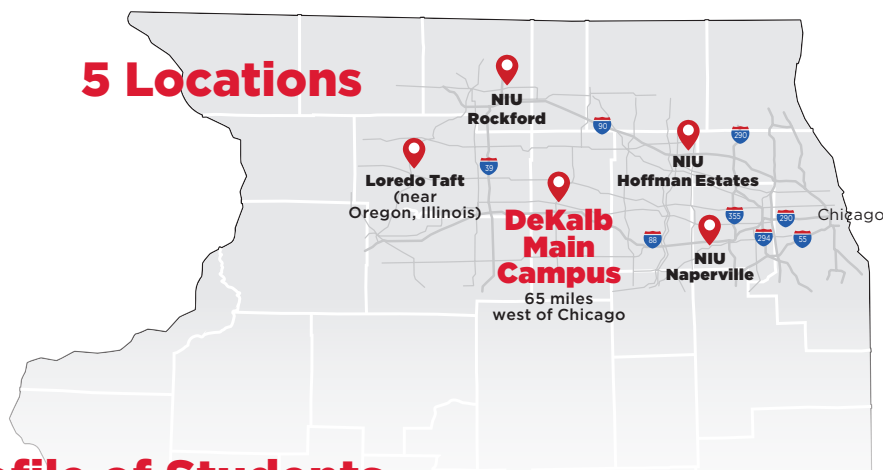
13
Graduate



Northern Illinois University Fast Facts

- **Recognized by the Brookings Institution** as the top-ranking Illinois public university in terms of upward mobility outcomes coupled with high research opportunities.
- **Commitment to affordability:** NIU has held tuition flat for the past four academic years, offers the most affordable law school education in the state and awards more than \$20 million in institutional aid to students each year. This institutional aid amount is anticipated to increase by \$5 million in FY20 as a result of the AIM High program's implementation.
- Among a small percentage of public institutions designated as **Innovation and Economic Prosperity Universities** by the Association of Public and Land-grant Universities (APLU) — acknowledging NIU as a university working with public and private sector partners to support economic development.
- The most recent economic impact study conducted shows NIU's impact on its region is **\$583 million annually**, which is seven times the university's state appropriation.

5 Locations



Profile of Students

Total Enrollment:	16,609
Undergraduates:	12,131
Graduate Students:	4,204
Law Students:	274

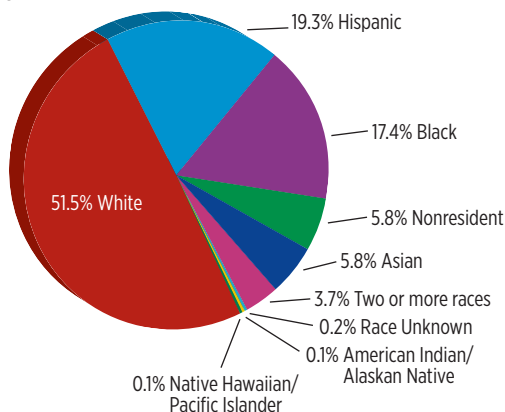
More than **90%** of our undergraduates received some sort of federal aid, with one-third of students receiving a MAP Grant.

Illinois residents: **89.5%** of student population

Out-of-state: **5%** of student population

International: **5.5%** of student population

Ethnic/Racial Distribution



Alumni Network

245,000+ alumni of record, with
160,000+ living in Illinois.

NIU in Senate District 39

Don Harmon



173
2019 Enrollment



91
Pell Recipients



88
MAP Recipients



1,541
Alumni



26
Employees



83
Vendors

New Students



376
Total Applications



180
Accepted



52
Enrolled

Degrees Conferred

40

Undergraduate

4

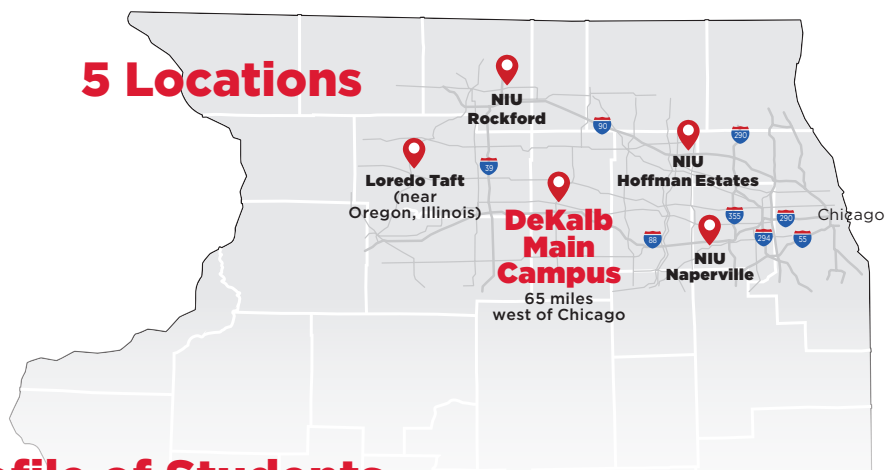
Graduate



Northern Illinois University Fast Facts

- **Recognized by the Brookings Institution** as the top-ranking Illinois public university in terms of upward mobility outcomes coupled with high research opportunities.
- **Commitment to affordability:** NIU has held tuition flat for the past four academic years, offers the most affordable law school education in the state and awards more than \$20 million in institutional aid to students each year. This institutional aid amount is anticipated to increase by \$5 million in FY20 as a result of the AIM High program's implementation.
- Among a small percentage of public institutions designated as **Innovation and Economic Prosperity Universities** by the Association of Public and Land-grant Universities (APLU) — acknowledging NIU as a university working with public and private sector partners to support economic development.
- The most recent economic impact study conducted shows NIU's impact on its region is **\$583 million annually**, which is seven times the university's state appropriation.

5 Locations



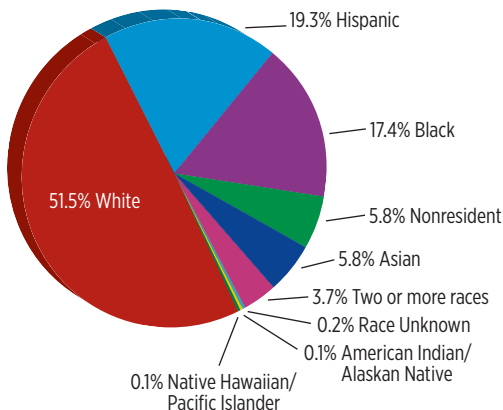
Profile of Students

Total Enrollment:	16,609
Undergraduates:	12,131
Graduate Students:	4,204
Law Students:	274

More than **90%** of our undergraduates received some sort of federal aid, with one-third of students receiving a MAP Grant.

Illinois residents: **89.5%** of student population
 Out-of-state: **5%** of student population
 International: **5.5%** of student population

Ethnic/Racial Distribution



Alumni Network

245,000+ alumni of record, with
160,000+ living in Illinois.

NIU in Senate District 40

Patrick J. Joyce



219
2019 Enrollment



96
Pell Recipients



83
MAP Recipients



1,715
Alumni



3
Employees



41
Vendors

New Students



355
Total Applications



170
Accepted



71
Enrolled

Degrees Conferred

57
Undergraduate

4
Graduate