



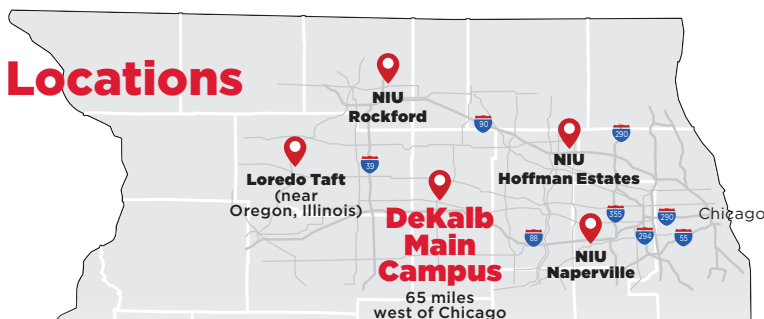
Northern Illinois
University

State Senate District 41

NIU Fast Facts

- **Recognized by the Brookings Institution** as the top-ranking Illinois public university in terms of upward mobility outcomes coupled with high research opportunities.
- **Commitment to affordability:** NIU has held tuition flat for the past four academic years, offers the most affordable law school education in the state and awards more than \$20 million in institutional aid to students each year. This institutional aid amount is anticipated to increase by \$5 million in FY20 as a result of the AIM High program's implementation.
- Among a small percentage of public institutions designated as **Innovation and Economic Prosperity Universities** by the Association of Public and Land-grant Universities (APLU) — acknowledging NIU as a university working with public and private sector partners to support economic development.
- The most recent economic impact study conducted shows NIU's impact on its region is **\$583 million annually**, which is seven times the university's state appropriation.

5 Locations



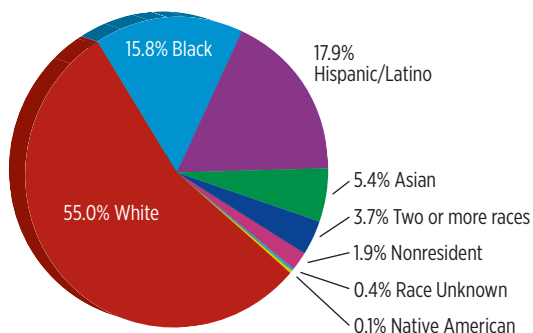
Profile of Students

Total Enrollment: 17,169
 Undergraduates: 12,788
 Graduate Students: 4,121
 Law Students: 260

More than **90%** of our undergraduates received some sort of federal aid, with one-third of students receiving a MAP Grant.

Illinois residents: **91%** of student population
 Out-of-state: **4%** of student population
 International: **5%** of student population

Ethnic/Racial Distribution



Alumni Network

240,000 alumni of record, with
150,000+ living in Illinois.

NIU in Senate District 41

John F. Curran



327
2017 Enrollment



66
Pell Recipients



68
MAP Recipients



5,900
Alumni



33
Employees



51
Vendors

New Students



336
Total Applications



240
Accepted



116
Enrolled



Northern Illinois
University

State Senate District 42

NIU Fast Facts

- **Recognized by the Brookings Institution** as the top-ranking Illinois public university in terms of upward mobility outcomes coupled with high research opportunities.
- **Commitment to affordability:** NIU has held tuition flat for the past four academic years, offers the most affordable law school education in the state and awards more than \$20 million in institutional aid to students each year. This institutional aid amount is anticipated to increase by \$5 million in FY20 as a result of the AIM High program's implementation.
- Among a small percentage of public institutions designated as **Innovation and Economic Prosperity Universities** by the Association of Public and Land-grant Universities (APLU) — acknowledging NIU as a university working with public and private sector partners to support economic development.
- The most recent economic impact study conducted shows NIU's impact on its region is **\$583 million annually**, which is seven times the university's state appropriation.

5 Locations



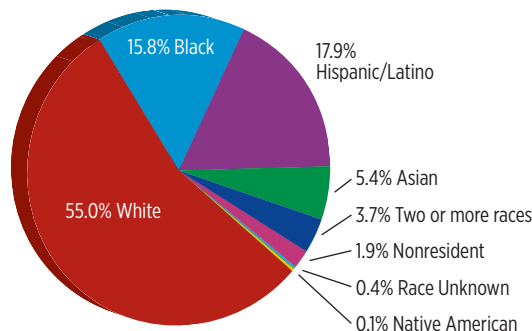
Profile of Students

Total Enrollment: 17,169
 Undergraduates: 12,788
 Graduate Students: 4,121
 Law Students: 260

More than **90%** of our undergraduates received some sort of federal aid, with one-third of students receiving a MAP Grant.

Illinois residents: **91%** of student population
 Out-of-state: **4%** of student population
 International: **5%** of student population

Ethnic/Racial Distribution



Alumni Network

240,000 alumni of record, with
150,000+ living in Illinois.

NIU in Senate District 42

Linda Holmes



524
2017 Enrollment



183
Pell Recipients



172
MAP Recipients



3,937
Alumni



89
Employees



97
Vendors

New Students



553
Total Applications



380
Accepted



218
Enrolled



Northern Illinois
University

State Senate District 43

NIU Fast Facts

- **Recognized by the Brookings Institution** as the top-ranking Illinois public university in terms of upward mobility outcomes coupled with high research opportunities.
- **Commitment to affordability:** NIU has held tuition flat for the past four academic years, offers the most affordable law school education in the state and awards more than \$20 million in institutional aid to students each year. This institutional aid amount is anticipated to increase by \$5 million in FY20 as a result of the AIM High program's implementation.
- Among a small percentage of public institutions designated as **Innovation and Economic Prosperity Universities** by the Association of Public and Land-grant Universities (APLU) — acknowledging NIU as a university working with public and private sector partners to support economic development.
- The most recent economic impact study conducted shows NIU's impact on its region is **\$583 million annually**, which is seven times the university's state appropriation.

5 Locations



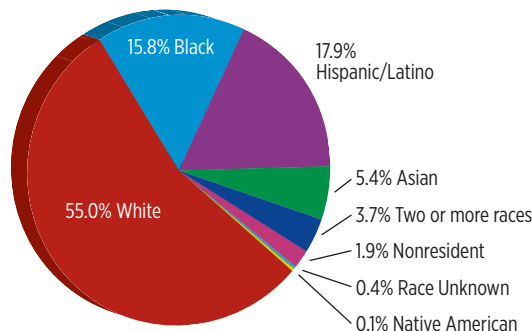
Profile of Students

Total Enrollment: 17,169
 Undergraduates: 12,788
 Graduate Students: 4,121
 Law Students: 260

More than **90%** of our undergraduates received some sort of federal aid, with one-third of students receiving a MAP Grant.

Illinois residents: **91%** of student population
 Out-of-state: **4%** of student population
 International: **5%** of student population

Ethnic/Racial Distribution



Alumni Network

240,000 alumni of record, with
150,000+ living in Illinois.

NIU in Senate District 43

Pat McGuire



270
2017 Enrollment



120
Pell Recipients



116
MAP Recipients



2,094
Alumni



9
Employees



30
Vendors

New Students



284
Total Applications



164
Accepted



82
Enrolled



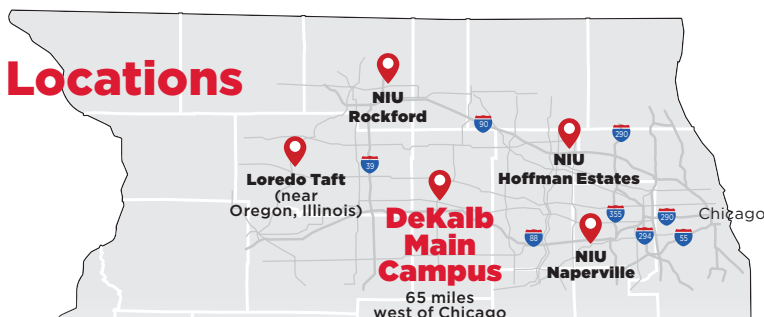
Northern Illinois
University

State Senate District 44

NIU Fast Facts

- **Recognized by the Brookings Institution** as the top-ranking Illinois public university in terms of upward mobility outcomes coupled with high research opportunities.
- **Commitment to affordability:** NIU has held tuition flat for the past four academic years, offers the most affordable law school education in the state and awards more than \$20 million in institutional aid to students each year. This institutional aid amount is anticipated to increase by \$5 million in FY20 as a result of the AIM High program's implementation.
- Among a small percentage of public institutions designated as **Innovation and Economic Prosperity Universities** by the Association of Public and Land-grant Universities (APLU) — acknowledging NIU as a university working with public and private sector partners to support economic development.
- The most recent economic impact study conducted shows NIU's impact on its region is **\$583 million annually**, which is seven times the university's state appropriation.

5 Locations



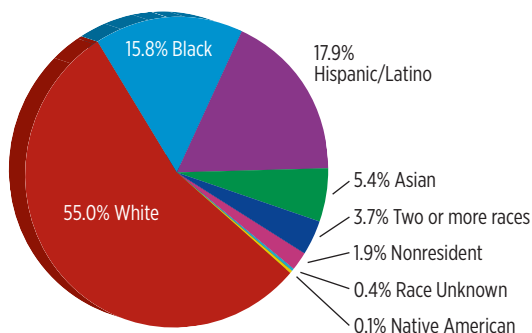
Profile of Students

Total Enrollment: 17,169
 Undergraduates: 12,788
 Graduate Students: 4,121
 Law Students: 260

More than **90%** of our undergraduates received some sort of federal aid, with one-third of students receiving a MAP Grant.

Illinois residents: **91%** of student population
 Out-of-state: **4%** of student population
 International: **5%** of student population

Ethnic/Racial Distribution



Alumni Network

240,000 alumni of record, with
150,000+ living in Illinois.

NIU in Senate District 44

William E. Brady



61

2017 Enrollment



12

Pell Recipients



14

MAP Recipients



649

Alumni



7

Employees



20

Vendors

New Students



75

Total Applications



50

Accepted



20

Enrolled



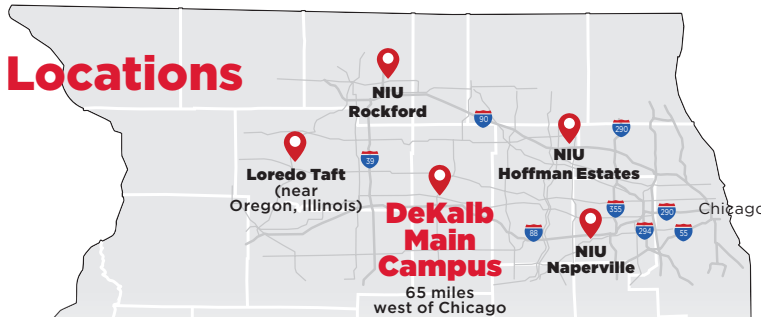
Northern Illinois
University

State Senate District 45

NIU Fast Facts

- **Recognized by the Brookings Institution** as the top-ranking Illinois public university in terms of upward mobility outcomes coupled with high research opportunities.
- **Commitment to affordability:** NIU has held tuition flat for the past four academic years, offers the most affordable law school education in the state and awards more than \$20 million in institutional aid to students each year. This institutional aid amount is anticipated to increase by \$5 million in FY20 as a result of the AIM High program's implementation.
- Among a small percentage of public institutions designated as **Innovation and Economic Prosperity Universities** by the Association of Public and Land-grant Universities (APLU) — acknowledging NIU as a university working with public and private sector partners to support economic development.
- The most recent economic impact study conducted shows NIU's impact on its region is **\$583 million annually**, which is seven times the university's state appropriation.

5 Locations



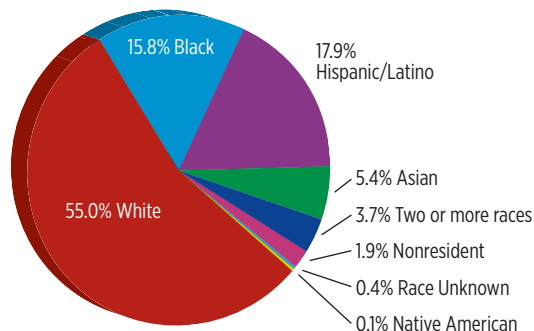
Profile of Students

Total Enrollment: 17,169
 Undergraduates: 12,788
 Graduate Students: 4,121
 Law Students: 260

More than **90%** of our undergraduates received some sort of federal aid, with one-third of students receiving a MAP Grant.

Illinois residents: **91%** of student population
 Out-of-state: **4%** of student population
 International: **5%** of student population

Ethnic/Racial Distribution



Alumni Network

240,000 alumni of record, with
150,000+ living in Illinois.

NIU in Senate District 45

Brian Stewart



1,058
2017 Enrollment



312
Pell Recipients



287
MAP Recipients



7,419
Alumni



703
Employees



189
Vendors

New Students



610
Total Applications



466
Accepted



303
Enrolled



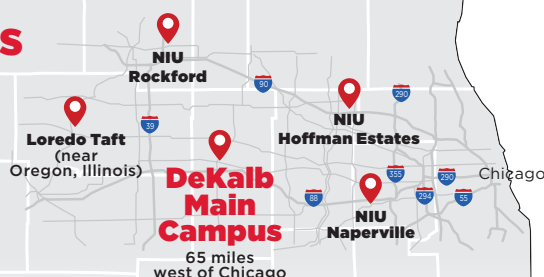
Northern Illinois
University

State Senate District 46

NIU Fast Facts

- **Recognized by the Brookings Institution** as the top-ranking Illinois public university in terms of upward mobility outcomes coupled with high research opportunities.
- **Commitment to affordability:** NIU has held tuition flat for the past four academic years, offers the most affordable law school education in the state and awards more than \$20 million in institutional aid to students each year. This institutional aid amount is anticipated to increase by \$5 million in FY20 as a result of the AIM High program's implementation.
- Among a small percentage of public institutions designated as **Innovation and Economic Prosperity Universities** by the Association of Public and Land-grant Universities (APLU) — acknowledging NIU as a university working with public and private sector partners to support economic development.
- The most recent economic impact study conducted shows NIU's impact on its region is **\$583 million annually**, which is seven times the university's state appropriation.

5 Locations



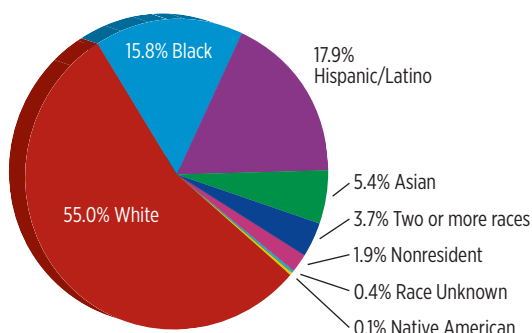
Profile of Students

Total Enrollment: 17,169
 Undergraduates: 12,788
 Graduate Students: 4,121
 Law Students: 260

More than **90%** of our undergraduates received some sort of federal aid, with one-third of students receiving a MAP Grant.

Illinois residents: **91%** of student population
 Out-of-state: **4%** of student population
 International: **5%** of student population

Ethnic/Racial Distribution



Alumni Network

240,000 alumni of record, with
150,000+ living in Illinois.

NIU in Senate District 46

David Koehler



51
2017 Enrollment



25
Pell Recipients



23
MAP Recipients



450
Alumni



5
Employees



26
Vendors

New Students



105
Total Applications



52
Accepted



23
Enrolled



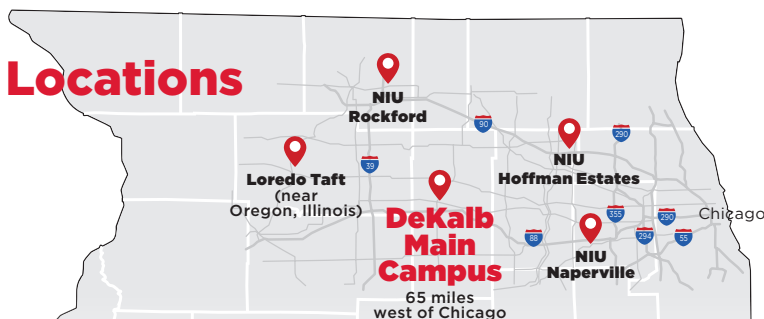
Northern Illinois
University

State Senate District 47

NIU Fast Facts

- **Recognized by the Brookings Institution** as the top-ranking Illinois public university in terms of upward mobility outcomes coupled with high research opportunities.
- **Commitment to affordability:** NIU has held tuition flat for the past four academic years, offers the most affordable law school education in the state and awards more than \$20 million in institutional aid to students each year. This institutional aid amount is anticipated to increase by \$5 million in FY20 as a result of the AIM High program's implementation.
- Among a small percentage of public institutions designated as **Innovation and Economic Prosperity Universities** by the Association of Public and Land-grant Universities (APLU) — acknowledging NIU as a university working with public and private sector partners to support economic development.
- The most recent economic impact study conducted shows NIU's impact on its region is **\$583 million annually**, which is seven times the university's state appropriation.

5 Locations



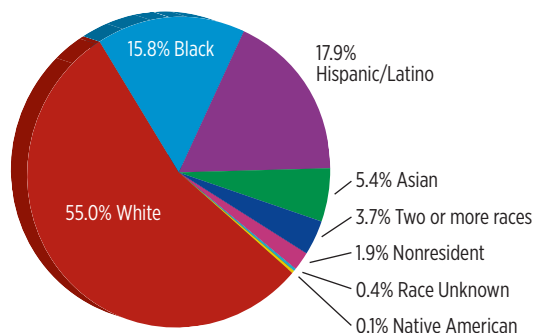
Profile of Students

Total Enrollment: 17,169
 Undergraduates: 12,788
 Graduate Students: 4,121
 Law Students: 260

More than **90%** of our undergraduates received some sort of federal aid, with one-third of students receiving a MAP Grant.

Illinois residents: **91%** of student population
 Out-of-state: **4%** of student population
 International: **5%** of student population

Ethnic/Racial Distribution



Alumni Network

240,000 alumni of record, with
150,000+ living in Illinois.

NIU in Senate District 47

Jil Tracy



36
2017 Enrollment



20
Pell Recipients



19
MAP Recipients



282
Alumni



1
Employees



24
Vendors

New Students



37
Total Applications



22
Accepted



12
Enrolled



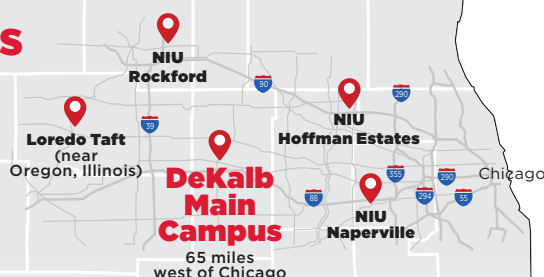
Northern Illinois
University

State Senate District 48

NIU Fast Facts

- **Recognized by the Brookings Institution** as the top-ranking Illinois public university in terms of upward mobility outcomes coupled with high research opportunities.
- **Commitment to affordability:** NIU has held tuition flat for the past four academic years, offers the most affordable law school education in the state and awards more than \$20 million in institutional aid to students each year. This institutional aid amount is anticipated to increase by \$5 million in FY20 as a result of the AIM High program's implementation.
- Among a small percentage of public institutions designated as **Innovation and Economic Prosperity Universities** by the Association of Public and Land-grant Universities (APLU) — acknowledging NIU as a university working with public and private sector partners to support economic development.
- The most recent economic impact study conducted shows NIU's impact on its region is **\$583 million annually**, which is seven times the university's state appropriation.

5 Locations



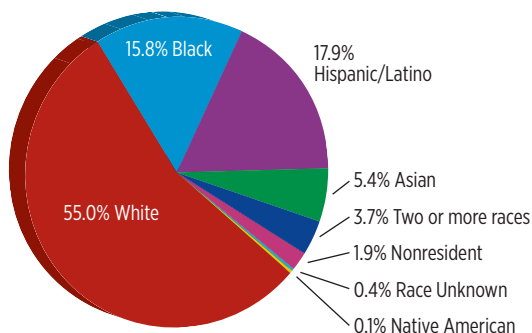
Profile of Students

Total Enrollment: 17,169
 Undergraduates: 12,788
 Graduate Students: 4,121
 Law Students: 260

More than **90%** of our undergraduates received some sort of federal aid, with one-third of students receiving a MAP Grant.

Illinois residents: **91%** of student population
 Out-of-state: **4%** of student population
 International: **5%** of student population

Ethnic/Racial Distribution



Alumni Network

240,000 alumni of record, with
150,000+ living in Illinois.

NIU in Senate District 48

Andy Manar



23
2017 Enrollment



6
Pell Recipients



6
MAP Recipients



215
Alumni



3
Employees



26
Vendors

New Students



41
Total Applications



22
Accepted



4
Enrolled



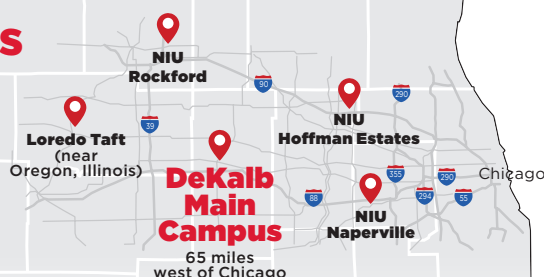
Northern Illinois
University

State Senate District 49

NIU Fast Facts

- **Recognized by the Brookings Institution** as the top-ranking Illinois public university in terms of upward mobility outcomes coupled with high research opportunities.
- **Commitment to affordability:** NIU has held tuition flat for the past four academic years, offers the most affordable law school education in the state and awards more than \$20 million in institutional aid to students each year. This institutional aid amount is anticipated to increase by \$5 million in FY20 as a result of the AIM High program's implementation.
- Among a small percentage of public institutions designated as **Innovation and Economic Prosperity Universities** by the Association of Public and Land-grant Universities (APLU) — acknowledging NIU as a university working with public and private sector partners to support economic development.
- The most recent economic impact study conducted shows NIU's impact on its region is **\$583 million annually**, which is seven times the university's state appropriation.

5 Locations



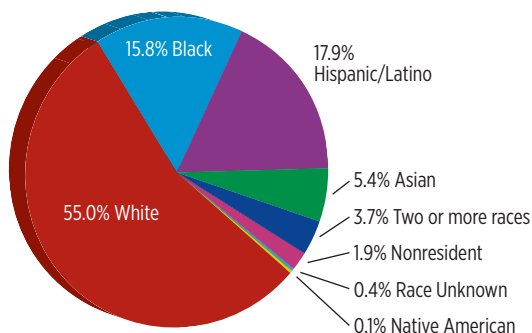
Profile of Students

Total Enrollment: 17,169
 Undergraduates: 12,788
 Graduate Students: 4,121
 Law Students: 260

More than **90%** of our undergraduates received some sort of federal aid, with one-third of students receiving a MAP Grant.

Illinois residents: **91%** of student population
 Out-of-state: **4%** of student population
 International: **5%** of student population

Ethnic/Racial Distribution



Alumni Network

240,000 alumni of record, with
150,000+ living in Illinois.

NIU in Senate District 49

Jennifer Bertino-Tarrant



517
2017 Enrollment



141
Pell Recipients



137
MAP Recipients



4,498
Alumni



36
Employees



42
Vendors

New Students



556
Total Applications



392
Accepted



208
Enrolled



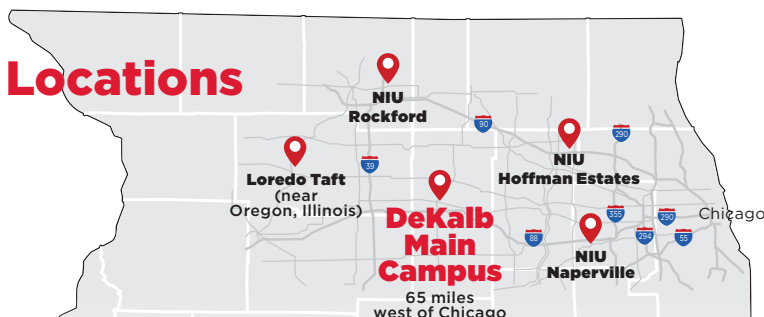
Northern Illinois
University

State Senate District 50

NIU Fast Facts

- **Recognized by the Brookings Institution** as the top-ranking Illinois public university in terms of upward mobility outcomes coupled with high research opportunities.
- **Commitment to affordability:** NIU has held tuition flat for the past four academic years, offers the most affordable law school education in the state and awards more than \$20 million in institutional aid to students each year. This institutional aid amount is anticipated to increase by \$5 million in FY20 as a result of the AIM High program's implementation.
- Among a small percentage of public institutions designated as **Innovation and Economic Prosperity Universities** by the Association of Public and Land-grant Universities (APLU) — acknowledging NIU as a university working with public and private sector partners to support economic development.
- The most recent economic impact study conducted shows NIU's impact on its region is **\$583 million annually**, which is seven times the university's state appropriation.

5 Locations



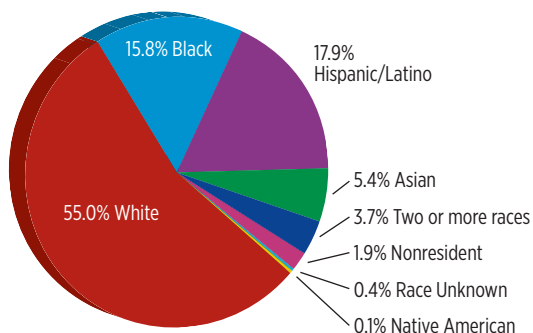
Profile of Students

Total Enrollment: 17,169
 Undergraduates: 12,788
 Graduate Students: 4,121
 Law Students: 260

More than **90%** of our undergraduates received some sort of federal aid, with one-third of students receiving a MAP Grant.

Illinois residents: **91%** of student population
 Out-of-state: **4%** of student population
 International: **5%** of student population

Ethnic/Racial Distribution



Alumni Network

240,000 alumni of record, with
150,000+ living in Illinois.

NIU in Senate District 50

Steve McClure



31
2017 Enrollment



9
Pell Recipients



10
MAP Recipients



511
Alumni



10
Employees



30
Vendors

New Students



37
Total Applications



23
Accepted



6
Enrolled



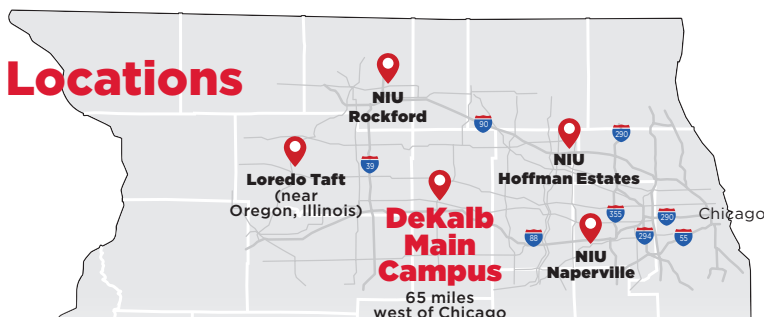
Northern Illinois
University

State Senate District 51

NIU Fast Facts

- **Recognized by the Brookings Institution** as the top-ranking Illinois public university in terms of upward mobility outcomes coupled with high research opportunities.
- **Commitment to affordability:** NIU has held tuition flat for the past four academic years, offers the most affordable law school education in the state and awards more than \$20 million in institutional aid to students each year. This institutional aid amount is anticipated to increase by \$5 million in FY20 as a result of the AIM High program's implementation.
- Among a small percentage of public institutions designated as **Innovation and Economic Prosperity Universities** by the Association of Public and Land-grant Universities (APLU) — acknowledging NIU as a university working with public and private sector partners to support economic development.
- The most recent economic impact study conducted shows NIU's impact on its region is **\$583 million annually**, which is seven times the university's state appropriation.

5 Locations



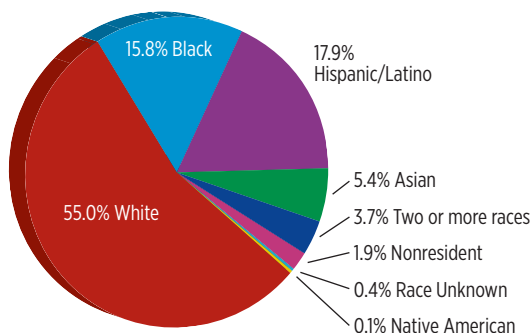
Profile of Students

Total Enrollment: 17,169
 Undergraduates: 12,788
 Graduate Students: 4,121
 Law Students: 260

More than **90%** of our undergraduates received some sort of federal aid, with one-third of students receiving a MAP Grant.

Illinois residents: **91%** of student population
 Out-of-state: **4%** of student population
 International: **5%** of student population

Ethnic/Racial Distribution



Alumni Network

240,000 alumni of record, with
150,000+ living in Illinois.

NIU in Senate District 51

Chapin Rose



44

2017 Enrollment



7

Pell Recipients



7

MAP Recipients



455

Alumni



2

Employees



18

Vendors

New Students



37

Total Applications



30

Accepted



11

Enrolled



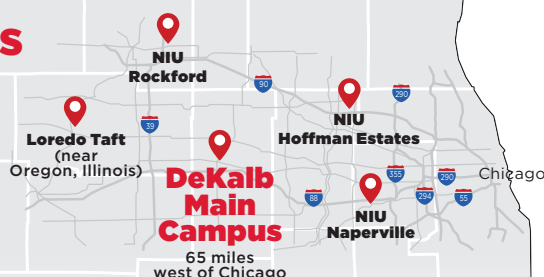
Northern Illinois
University

State Senate District 52

NIU Fast Facts

- **Recognized by the Brookings Institution** as the top-ranking Illinois public university in terms of upward mobility outcomes coupled with high research opportunities.
- **Commitment to affordability:** NIU has held tuition flat for the past four academic years, offers the most affordable law school education in the state and awards more than \$20 million in institutional aid to students each year. This institutional aid amount is anticipated to increase by \$5 million in FY20 as a result of the AIM High program's implementation.
- Among a small percentage of public institutions designated as **Innovation and Economic Prosperity Universities** by the Association of Public and Land-grant Universities (APLU) — acknowledging NIU as a university working with public and private sector partners to support economic development.
- The most recent economic impact study conducted shows NIU's impact on its region is **\$583 million annually**, which is seven times the university's state appropriation.

5 Locations



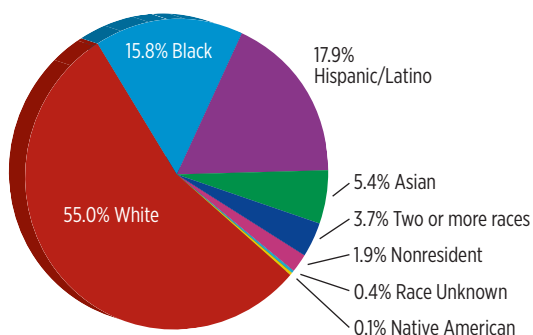
Profile of Students

Total Enrollment: 17,169
 Undergraduates: 12,788
 Graduate Students: 4,121
 Law Students: 260

More than **90%** of our undergraduates received some sort of federal aid, with one-third of students receiving a MAP Grant.

Illinois residents: **91%** of student population
 Out-of-state: **4%** of student population
 International: **5%** of student population

Ethnic/Racial Distribution



Alumni Network

240,000 alumni of record, with
150,000+ living in Illinois.

NIU in Senate District 52

Scott M. Bennett



31
2017 Enrollment



15
Pell Recipients



12
MAP Recipients



428
Alumni



6
Employees



55
Vendors

New Students



72
Total Applications



41
Accepted



11
Enrolled



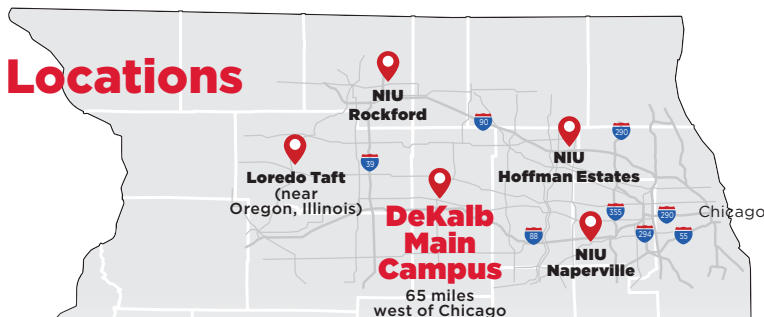
Northern Illinois
University

State Senate District 53

NIU Fast Facts

- **Recognized by the Brookings Institution** as the top-ranking Illinois public university in terms of upward mobility outcomes coupled with high research opportunities.
- **Commitment to affordability:** NIU has held tuition flat for the past four academic years, offers the most affordable law school education in the state and awards more than \$20 million in institutional aid to students each year. This institutional aid amount is anticipated to increase by \$5 million in FY20 as a result of the AIM High program's implementation.
- Among a small percentage of public institutions designated as **Innovation and Economic Prosperity Universities** by the Association of Public and Land-grant Universities (APLU) — acknowledging NIU as a university working with public and private sector partners to support economic development.
- The most recent economic impact study conducted shows NIU's impact on its region is **\$583 million annually**, which is seven times the university's state appropriation.

5 Locations



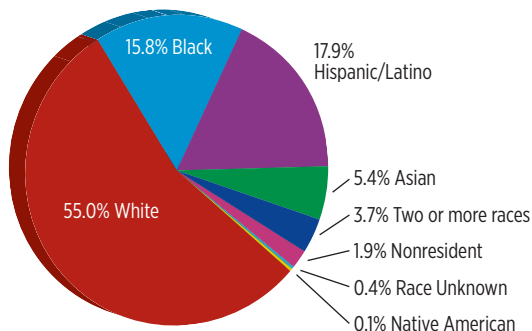
Profile of Students

Total Enrollment: 17,169
 Undergraduates: 12,788
 Graduate Students: 4,121
 Law Students: 260

More than **90%** of our undergraduates received some sort of federal aid, with one-third of students receiving a MAP Grant.

Illinois residents: **91%** of student population
 Out-of-state: **4%** of student population
 International: **5%** of student population

Ethnic/Racial Distribution



Alumni Network

240,000 alumni of record, with
150,000+ living in Illinois.

NIU in Senate District 53

Jason A. Barickman



97
2017 Enrollment



25
Pell Recipients



29
MAP Recipients



818
Alumni



9
Employees



31
Vendors

New Students



85
Total Applications



63
Accepted



23
Enrolled



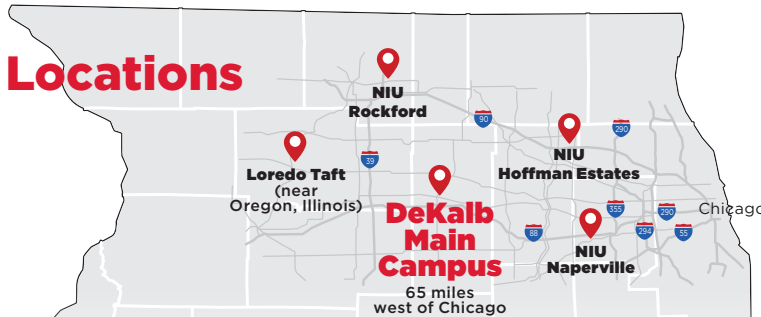
Northern Illinois
University

State Senate District 54

NIU Fast Facts

- **Recognized by the Brookings Institution** as the top-ranking Illinois public university in terms of upward mobility outcomes coupled with high research opportunities.
- **Commitment to affordability:** NIU has held tuition flat for the past four academic years, offers the most affordable law school education in the state and awards more than \$20 million in institutional aid to students each year. This institutional aid amount is anticipated to increase by \$5 million in FY20 as a result of the AIM High program's implementation.
- Among a small percentage of public institutions designated as **Innovation and Economic Prosperity Universities** by the Association of Public and Land-grant Universities (APLU) — acknowledging NIU as a university working with public and private sector partners to support economic development.
- The most recent economic impact study conducted shows NIU's impact on its region is **\$583 million annually**, which is seven times the university's state appropriation.

5 Locations



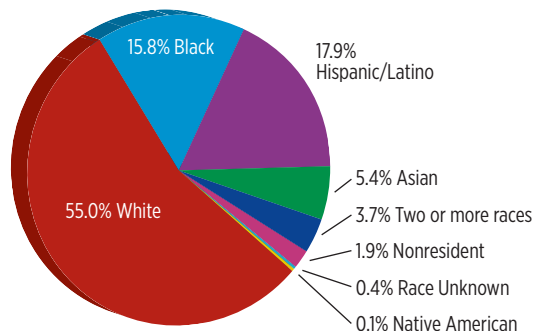
Profile of Students

Total Enrollment: 17,169
 Undergraduates: 12,788
 Graduate Students: 4,121
 Law Students: 260

More than **90%** of our undergraduates received some sort of federal aid, with one-third of students receiving a MAP Grant.

Illinois residents: **91%** of student population
 Out-of-state: **4%** of student population
 International: **5%** of student population

Ethnic/Racial Distribution



Alumni Network

240,000 alumni of record, with
150,000+ living in Illinois.

NIU in Senate District 54

Jason Plummer



18
2017 Enrollment



3
Pell Recipients



3
MAP Recipients



166
Alumni



3
Employees



4
Vendors

New Students



20
Total Applications



13
Accepted



6
Enrolled



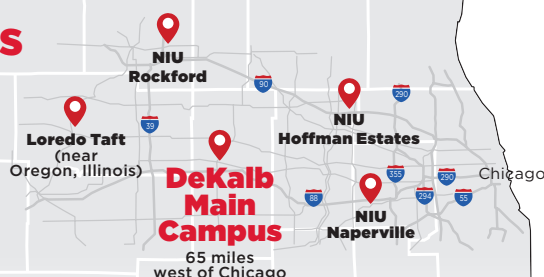
Northern Illinois
University

State Senate District 55

NIU Fast Facts

- **Recognized by the Brookings Institution** as the top-ranking Illinois public university in terms of upward mobility outcomes coupled with high research opportunities.
- **Commitment to affordability:** NIU has held tuition flat for the past four academic years, offers the most affordable law school education in the state and awards more than \$20 million in institutional aid to students each year. This institutional aid amount is anticipated to increase by \$5 million in FY20 as a result of the AIM High program's implementation.
- Among a small percentage of public institutions designated as **Innovation and Economic Prosperity Universities** by the Association of Public and Land-grant Universities (APLU) — acknowledging NIU as a university working with public and private sector partners to support economic development.
- The most recent economic impact study conducted shows NIU's impact on its region is **\$583 million annually**, which is seven times the university's state appropriation.

5 Locations



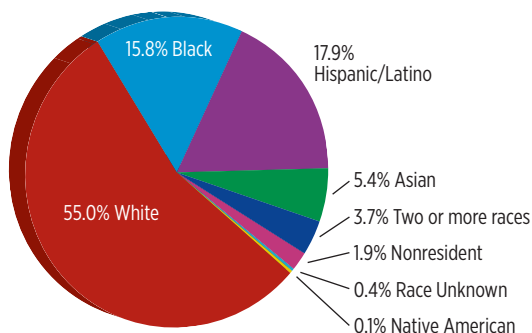
Profile of Students

Total Enrollment: 17,169
 Undergraduates: 12,788
 Graduate Students: 4,121
 Law Students: 260

More than **90%** of our undergraduates received some sort of federal aid, with one-third of students receiving a MAP Grant.

Illinois residents: **91%** of student population
 Out-of-state: **4%** of student population
 International: **5%** of student population

Ethnic/Racial Distribution



Alumni Network

240,000 alumni of record, with
150,000+ living in Illinois.

NIU in Senate District 55

Dale A. Righter



13
2017 Enrollment



3
Pell Recipients



6
MAP Recipients



151
Alumni



0
Employees



6
Vendors

New Students



14
Total Applications



12
Accepted



6
Enrolled



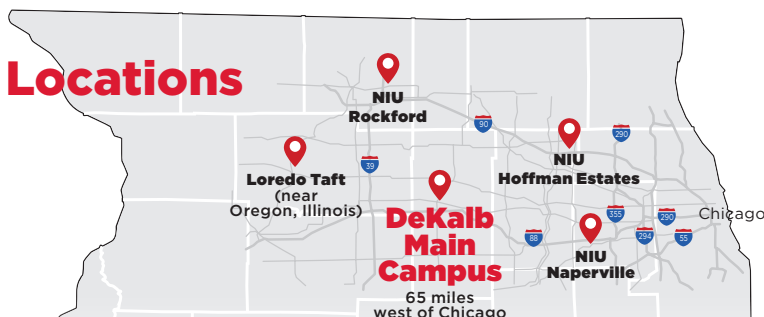
Northern Illinois
University

State Senate District 56

NIU Fast Facts

- **Recognized by the Brookings Institution** as the top-ranking Illinois public university in terms of upward mobility outcomes coupled with high research opportunities.
- **Commitment to affordability:** NIU has held tuition flat for the past four academic years, offers the most affordable law school education in the state and awards more than \$20 million in institutional aid to students each year. This institutional aid amount is anticipated to increase by \$5 million in FY20 as a result of the AIM High program's implementation.
- Among a small percentage of public institutions designated as **Innovation and Economic Prosperity Universities** by the Association of Public and Land-grant Universities (APLU) — acknowledging NIU as a university working with public and private sector partners to support economic development.
- The most recent economic impact study conducted shows NIU's impact on its region is **\$583 million annually**, which is seven times the university's state appropriation.

5 Locations



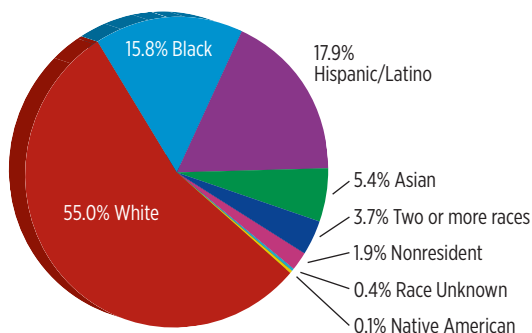
Profile of Students

Total Enrollment: 17,169
 Undergraduates: 12,788
 Graduate Students: 4,121
 Law Students: 260

More than **90%** of our undergraduates received some sort of federal aid, with one-third of students receiving a MAP Grant.

Illinois residents: **91%** of student population
 Out-of-state: **4%** of student population
 International: **5%** of student population

Ethnic/Racial Distribution



Alumni Network

240,000 alumni of record, with
150,000+ living in Illinois.

NIU in Senate District 56

Rachelle Aud Crowe



26

2017 Enrollment



2

Pell Recipients



4

MAP Recipients



191

Alumni



4

Employees



5

Vendors

New Students



17

Total Applications



12

Accepted



3

Enrolled



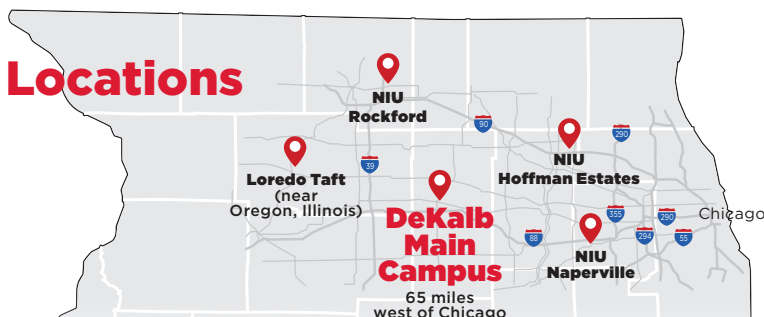
Northern Illinois
University

State Senate District 57

NIU Fast Facts

- **Recognized by the Brookings Institution** as the top-ranking Illinois public university in terms of upward mobility outcomes coupled with high research opportunities.
- **Commitment to affordability:** NIU has held tuition flat for the past four academic years, offers the most affordable law school education in the state and awards more than \$20 million in institutional aid to students each year. This institutional aid amount is anticipated to increase by \$5 million in FY20 as a result of the AIM High program's implementation.
- Among a small percentage of public institutions designated as **Innovation and Economic Prosperity Universities** by the Association of Public and Land-grant Universities (APLU) — acknowledging NIU as a university working with public and private sector partners to support economic development.
- The most recent economic impact study conducted shows NIU's impact on its region is **\$583 million annually**, which is seven times the university's state appropriation.

5 Locations



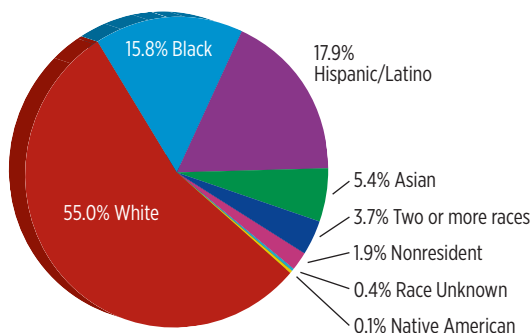
Profile of Students

Total Enrollment: 17,169
 Undergraduates: 12,788
 Graduate Students: 4,121
 Law Students: 260

More than **90%** of our undergraduates received some sort of federal aid, with one-third of students receiving a MAP Grant.

Illinois residents: **91%** of student population
 Out-of-state: **4%** of student population
 International: **5%** of student population

Ethnic/Racial Distribution



Alumni Network

240,000 alumni of record, with
150,000+ living in Illinois.

NIU in Senate District 57

Christopher Belt



22
2017 Enrollment



13
Pell Recipients



10
MAP Recipients



140
Alumni



1
Employees



9
Vendors

New Students



36
Total Applications



11
Accepted



4
Enrolled



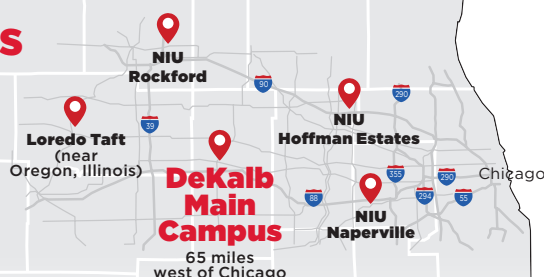
Northern Illinois
University

State Senate District 58

NIU Fast Facts

- **Recognized by the Brookings Institution** as the top-ranking Illinois public university in terms of upward mobility outcomes coupled with high research opportunities.
- **Commitment to affordability:** NIU has held tuition flat for the past four academic years, offers the most affordable law school education in the state and awards more than \$20 million in institutional aid to students each year. This institutional aid amount is anticipated to increase by \$5 million in FY20 as a result of the AIM High program's implementation.
- Among a small percentage of public institutions designated as **Innovation and Economic Prosperity Universities** by the Association of Public and Land-grant Universities (APLU) — acknowledging NIU as a university working with public and private sector partners to support economic development.
- The most recent economic impact study conducted shows NIU's impact on its region is **\$583 million annually**, which is seven times the university's state appropriation.

5 Locations



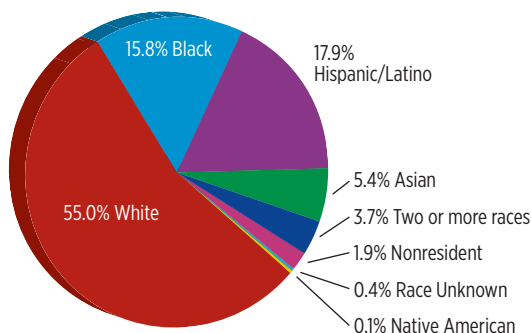
Profile of Students

Total Enrollment: 17,169
 Undergraduates: 12,788
 Graduate Students: 4,121
 Law Students: 260

More than **90%** of our undergraduates received some sort of federal aid, with one-third of students receiving a MAP Grant.

Illinois residents: **91%** of student population
 Out-of-state: **4%** of student population
 International: **5%** of student population

Ethnic/Racial Distribution



Alumni Network

240,000 alumni of record, with
150,000+ living in Illinois.

NIU in Senate District 58

Paul Schimpf



8

2017 Enrollment



4

Pell Recipients



4

MAP Recipients



157

Alumni



5

Employees



7

Vendors

New Students



15

Total Applications



10

Accepted



3

Enrolled



Northern Illinois
University

State Senate District 59

NIU Fast Facts

- **Recognized by the Brookings Institution** as the top-ranking Illinois public university in terms of upward mobility outcomes coupled with high research opportunities.
- **Commitment to affordability:** NIU has held tuition flat for the past four academic years, offers the most affordable law school education in the state and awards more than \$20 million in institutional aid to students each year. This institutional aid amount is anticipated to increase by \$5 million in FY20 as a result of the AIM High program's implementation.
- Among a small percentage of public institutions designated as **Innovation and Economic Prosperity Universities** by the Association of Public and Land-grant Universities (APLU) — acknowledging NIU as a university working with public and private sector partners to support economic development.
- The most recent economic impact study conducted shows NIU's impact on its region is **\$583 million annually**, which is seven times the university's state appropriation.

5 Locations



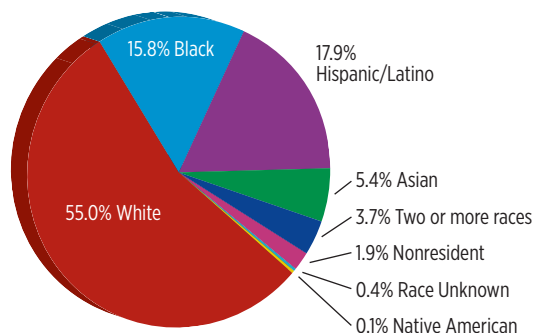
Profile of Students

Total Enrollment: 17,169
 Undergraduates: 12,788
 Graduate Students: 4,121
 Law Students: 260

More than **90%** of our undergraduates received some sort of federal aid, with one-third of students receiving a MAP Grant.

Illinois residents: **91%** of student population
 Out-of-state: **4%** of student population
 International: **5%** of student population

Ethnic/Racial Distribution



Alumni Network

240,000 alumni of record, with
150,000+ living in Illinois.

NIU in Senate District 59

Dale Fowler



4
2017 Enrollment



1
Pell Recipients



0
MAP Recipients



112
Alumni



6
Employees



6
Vendors

New Students



12
Total Applications



7
Accepted



4
Enrolled