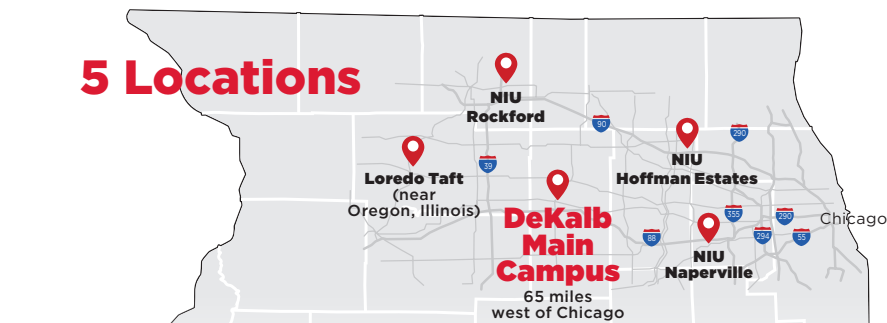




## Northern Illinois University Fast Facts

- **Recognized by the Brookings Institution** as the top-ranking Illinois public university in terms of upward mobility outcomes coupled with high research opportunities.
- **Commitment to affordability:** NIU has held tuition flat for the past four academic years, offers the most affordable law school education in the state and awards more than \$20 million in institutional aid to students each year. This institutional aid amount is anticipated to increase by \$5 million in FY20 as a result of the AIM High program's implementation.
- Among a small percentage of public institutions designated as **Innovation and Economic Prosperity Universities** by the Association of Public and Land-grant Universities (APLU) — acknowledging NIU as a university working with public and private sector partners to support economic development.
- The most recent economic impact study conducted shows NIU's impact on its region is **\$583 million annually**, which is seven times the university's state appropriation.

### 5 Locations



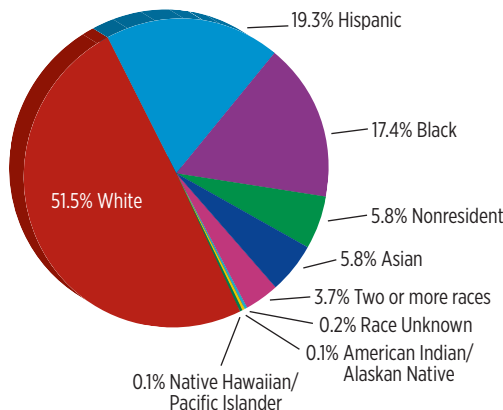
## Profile of Students

**Total Enrollment: 16,609**  
 Undergraduates: 12,131  
 Graduate Students: 4,204  
 Law Students: 274

More than **90%** of our undergraduates received some sort of federal aid, with one-third of students receiving a MAP Grant.

Illinois residents: **89.5%** of student population  
 Out-of-state: **5%** of student population  
 International: **5.5%** of student population

Ethnic/Racial Distribution




## Alumni Network

**245,000+** alumni of record, with **160,000+** living in Illinois.

### NIU in House District 61

*Joyce Mason*



**165**  
2019 Enrollment



**50**  
Pell Recipients



**44**  
MAP Recipients



**1,728**  
Alumni



**1**  
Employees



**17**  
Vendors

### New Students



**156**  
Total Applications



**86**  
Accepted



**38**  
Enrolled

### Degrees Conferred

**50**  
Undergraduate

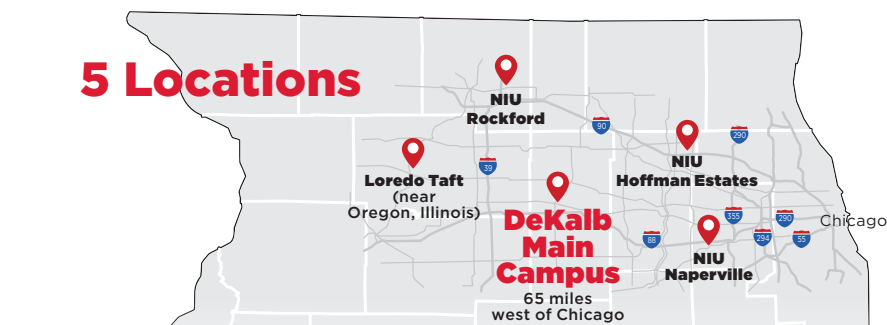
**1**  
Graduate



## Northern Illinois University Fast Facts

- **Recognized by the Brookings Institution** as the top-ranking Illinois public university in terms of upward mobility outcomes coupled with high research opportunities.
- **Commitment to affordability:** NIU has held tuition flat for the past four academic years, offers the most affordable law school education in the state and awards more than \$20 million in institutional aid to students each year. This institutional aid amount is anticipated to increase by \$5 million in FY20 as a result of the AIM High program's implementation.
- Among a small percentage of public institutions designated as **Innovation and Economic Prosperity Universities** by the Association of Public and Land-grant Universities (APLU) — acknowledging NIU as a university working with public and private sector partners to support economic development.
- The most recent economic impact study conducted shows NIU's impact on its region is **\$583 million annually**, which is seven times the university's state appropriation.

### 5 Locations



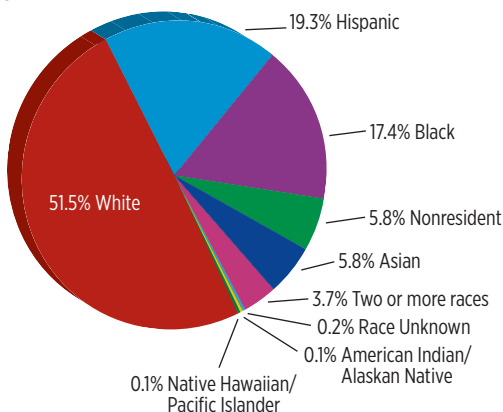
## Profile of Students

**Total Enrollment: 16,609**  
 Undergraduates: 12,131  
 Graduate Students: 4,204  
 Law Students: 274

More than **90%** of our undergraduates received some sort of federal aid, with one-third of students receiving a MAP Grant.

Illinois residents: **89.5%** of student population  
 Out-of-state: **5%** of student population  
 International: **5.5%** of student population

Ethnic/Racial Distribution




## Alumni Network

**245,000+** alumni of record, with **160,000+** living in Illinois.

### NIU in House District 62

*Sam Yingling*



**141**  
2019 Enrollment

**40**  
Pell Recipients

**38**  
MAP Recipients

**1,779**  
Alumni

**2**  
Employees

**17**  
Vendors

### New Students

**177**  
Total Applications

**102**  
Accepted

**44**  
Enrolled

### Degrees Conferred

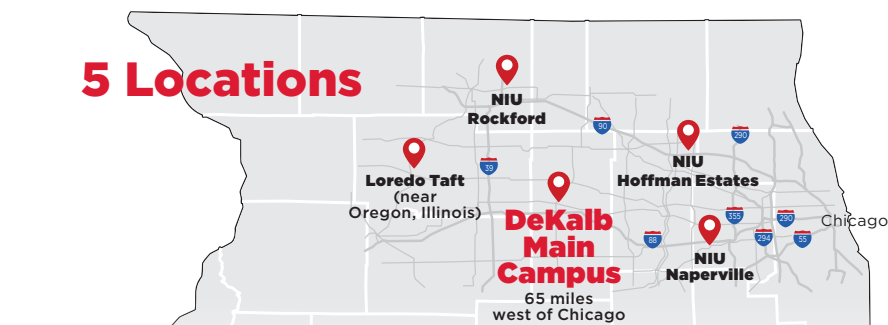
**43** Undergraduate      **13** Graduate



## Northern Illinois University Fast Facts

- **Recognized by the Brookings Institution** as the top-ranking Illinois public university in terms of upward mobility outcomes coupled with high research opportunities.
- **Commitment to affordability:** NIU has held tuition flat for the past four academic years, offers the most affordable law school education in the state and awards more than \$20 million in institutional aid to students each year. This institutional aid amount is anticipated to increase by \$5 million in FY20 as a result of the AIM High program's implementation.
- Among a small percentage of public institutions designated as **Innovation and Economic Prosperity Universities** by the Association of Public and Land-grant Universities (APLU) — acknowledging NIU as a university working with public and private sector partners to support economic development.
- The most recent economic impact study conducted shows NIU's impact on its region is **\$583 million annually**, which is seven times the university's state appropriation.

### 5 Locations



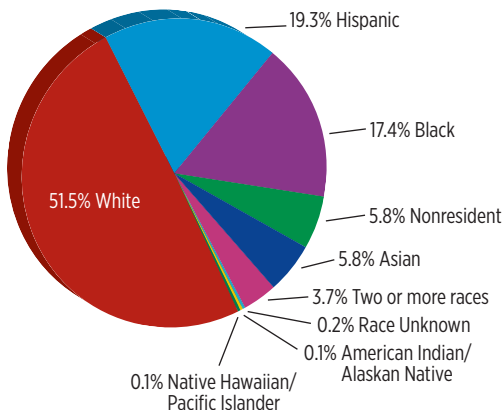
## Profile of Students

**Total Enrollment: 16,609**  
 Undergraduates: 12,131  
 Graduate Students: 4,204  
 Law Students: 274

More than **90%** of our undergraduates received some sort of federal aid, with one-third of students receiving a MAP Grant.

Illinois residents: **89.5%** of student population  
 Out-of-state: **5%** of student population  
 International: **5.5%** of student population

Ethnic/Racial Distribution



## Alumni Network

**245,000+** alumni of record, with **160,000+** living in Illinois.

### NIU in House District 63

*Steven Reick*



**279**  
2019 Enrollment



**104**  
Pell Recipients



**104**  
MAP Recipients



**2,841**  
Alumni



**20**  
Employees



**22**  
Vendors

### New Students



**176**  
Total Applications



**118**  
Accepted



**68**  
Enrolled

### Degrees Conferred

**66**  
Undergraduate

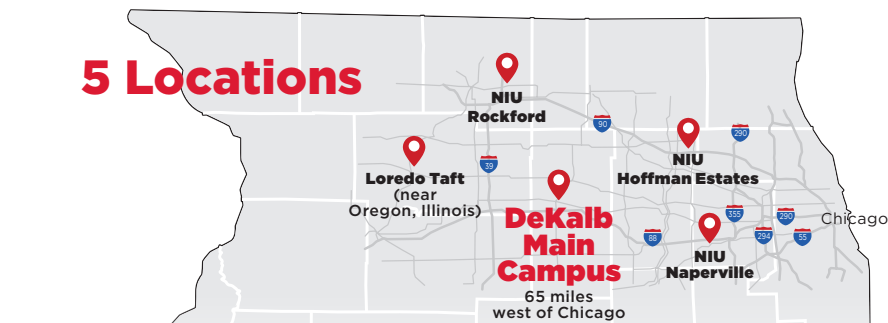
**12**  
Graduate



## Northern Illinois University Fast Facts

- **Recognized by the Brookings Institution** as the top-ranking Illinois public university in terms of upward mobility outcomes coupled with high research opportunities.
- **Commitment to affordability:** NIU has held tuition flat for the past four academic years, offers the most affordable law school education in the state and awards more than \$20 million in institutional aid to students each year. This institutional aid amount is anticipated to increase by \$5 million in FY20 as a result of the AIM High program's implementation.
- Among a small percentage of public institutions designated as **Innovation and Economic Prosperity Universities** by the Association of Public and Land-grant Universities (APLU) — acknowledging NIU as a university working with public and private sector partners to support economic development.
- The most recent economic impact study conducted shows NIU's impact on its region is **\$583 million annually**, which is seven times the university's state appropriation.

### 5 Locations



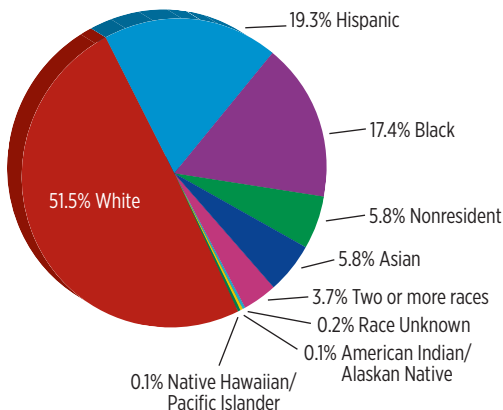
## Profile of Students

**Total Enrollment: 16,609**  
 Undergraduates: 12,131  
 Graduate Students: 4,204  
 Law Students: 274

More than **90%** of our undergraduates received some sort of federal aid, with one-third of students receiving a MAP Grant.

Illinois residents: **89.5%** of student population  
 Out-of-state: **5%** of student population  
 International: **5.5%** of student population

Ethnic/Racial Distribution



## Alumni Network

**245,000+** alumni of record, with **160,000+** living in Illinois.

### NIU in House District 64

*Tom Weber*



**224**  
2019 Enrollment



**68**  
Pell Recipients



**74**  
MAP Recipients



**2,933**  
Alumni



**5**  
Employees



**26**  
Vendors

### New Students



**155**  
Total Applications



**102**  
Accepted



**58**  
Enrolled

### Degrees Conferred

**53**

Undergraduate

**9**

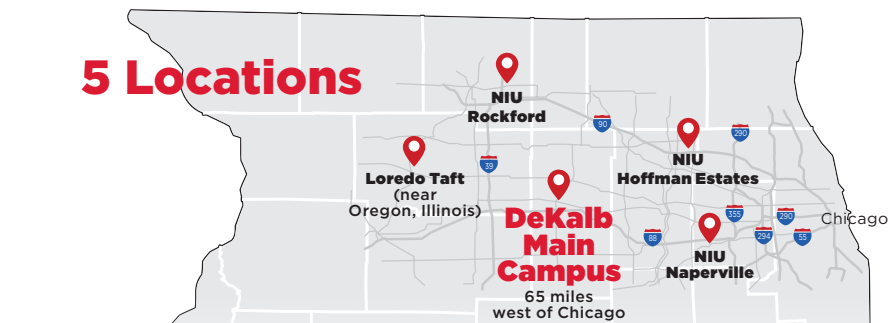
Graduate



## Northern Illinois University Fast Facts

- **Recognized by the Brookings Institution** as the top-ranking Illinois public university in terms of upward mobility outcomes coupled with high research opportunities.
- **Commitment to affordability:** NIU has held tuition flat for the past four academic years, offers the most affordable law school education in the state and awards more than \$20 million in institutional aid to students each year. This institutional aid amount is anticipated to increase by \$5 million in FY20 as a result of the AIM High program's implementation.
- Among a small percentage of public institutions designated as **Innovation and Economic Prosperity Universities** by the Association of Public and Land-grant Universities (APLU) — acknowledging NIU as a university working with public and private sector partners to support economic development.
- The most recent economic impact study conducted shows NIU's impact on its region is **\$583 million annually**, which is seven times the university's state appropriation.

### 5 Locations



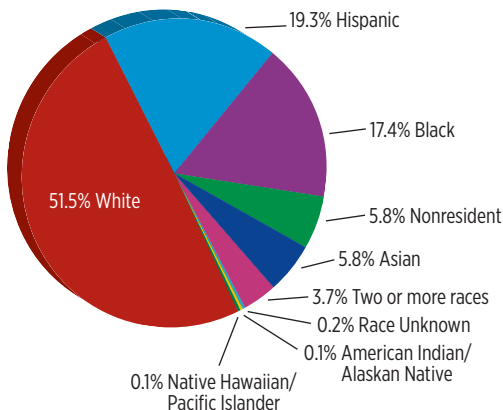
## Profile of Students

**Total Enrollment: 16,609**  
 Undergraduates: 12,131  
 Graduate Students: 4,204  
 Law Students: 274

More than **90%** of our undergraduates received some sort of federal aid, with one-third of students receiving a MAP Grant.

Illinois residents: **89.5%** of student population  
 Out-of-state: **5%** of student population  
 International: **5.5%** of student population

Ethnic/Racial Distribution



## Alumni Network

**245,000+** alumni of record, with **160,000+** living in Illinois.

### NIU in House District 65

*Dan Ugaste*



**530**  
2019 Enrollment



**106**  
Pell Recipients



**96**  
MAP Recipients



**5,590**  
Alumni



**125**  
Employees



**80**  
Vendors

### New Students



**315**  
Total Applications



**214**  
Accepted



**121**  
Enrolled

### Degrees Conferred

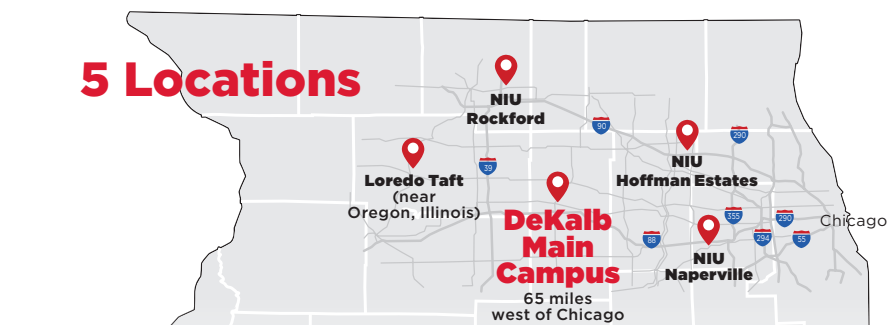
**142** Undergraduate      **25** Graduate



## Northern Illinois University Fast Facts

- **Recognized by the Brookings Institution** as the top-ranking Illinois public university in terms of upward mobility outcomes coupled with high research opportunities.
- **Commitment to affordability:** NIU has held tuition flat for the past four academic years, offers the most affordable law school education in the state and awards more than \$20 million in institutional aid to students each year. This institutional aid amount is anticipated to increase by \$5 million in FY20 as a result of the AIM High program's implementation.
- Among a small percentage of public institutions designated as **Innovation and Economic Prosperity Universities** by the Association of Public and Land-grant Universities (APLU) — acknowledging NIU as a university working with public and private sector partners to support economic development.
- The most recent economic impact study conducted shows NIU's impact on its region is **\$583 million annually**, which is seven times the university's state appropriation.

### 5 Locations



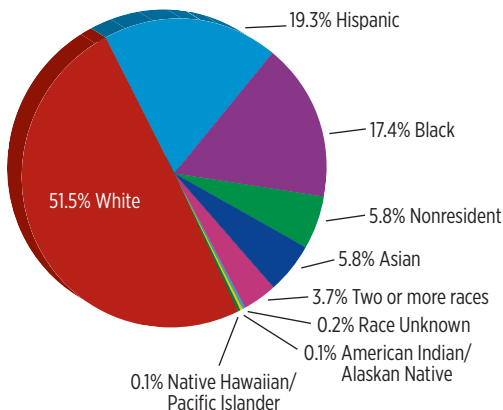
## Profile of Students

**Total Enrollment: 16,609**  
 Undergraduates: 12,131  
 Graduate Students: 4,204  
 Law Students: 274

More than **90%** of our undergraduates received some sort of federal aid, with one-third of students receiving a MAP Grant.

Illinois residents: **89.5%** of student population  
 Out-of-state: **5%** of student population  
 International: **5.5%** of student population

Ethnic/Racial Distribution



## Alumni Network

**245,000+** alumni of record, with **160,000+** living in Illinois.

### NIU in House District 66

*Allen Skillicorn*



**475**  
2019 Enrollment



**116**  
Pell Recipients



**96**  
MAP Recipients



**4,148**  
Alumni



**30**  
Employees



**40**  
Vendors

### New Students



**325**  
Total Applications



**233**  
Accepted



**146**  
Enrolled

### Degrees Conferred

**122**  
Undergraduate

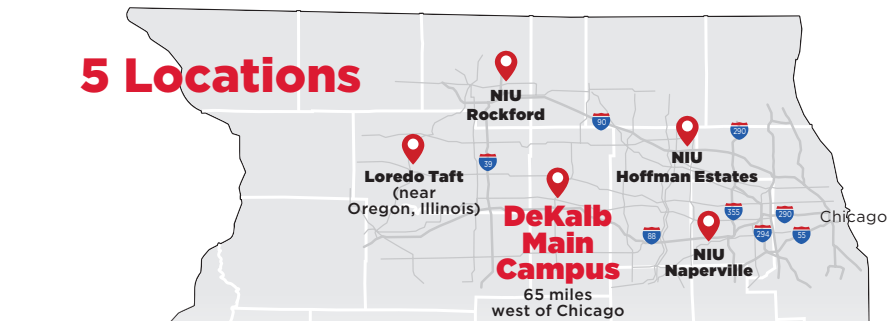
**21**  
Graduate



## Northern Illinois University Fast Facts

- **Recognized by the Brookings Institution** as the top-ranking Illinois public university in terms of upward mobility outcomes coupled with high research opportunities.
- **Commitment to affordability:** NIU has held tuition flat for the past four academic years, offers the most affordable law school education in the state and awards more than \$20 million in institutional aid to students each year. This institutional aid amount is anticipated to increase by \$5 million in FY20 as a result of the AIM High program's implementation.
- Among a small percentage of public institutions designated as **Innovation and Economic Prosperity Universities** by the Association of Public and Land-grant Universities (APLU) — acknowledging NIU as a university working with public and private sector partners to support economic development.
- The most recent economic impact study conducted shows NIU's impact on its region is **\$583 million annually**, which is seven times the university's state appropriation.

### 5 Locations



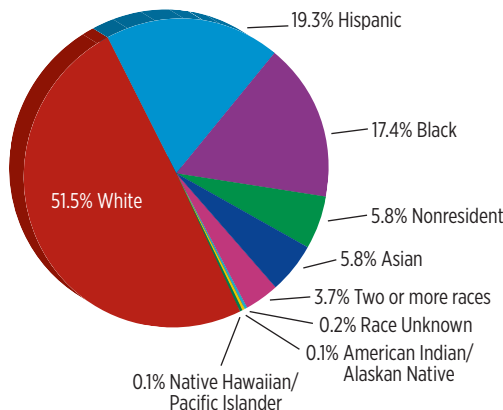
## Profile of Students

**Total Enrollment: 16,609**  
 Undergraduates: 12,131  
 Graduate Students: 4,204  
 Law Students: 274

More than **90%** of our undergraduates received some sort of federal aid, with one-third of students receiving a MAP Grant.

Illinois residents: **89.5%** of student population  
 Out-of-state: **5%** of student population  
 International: **5.5%** of student population

Ethnic/Racial Distribution



## Alumni Network

**245,000+** alumni of record, with **160,000+** living in Illinois.

### NIU in House District 67

*Maurice A. West II*



**214**  
2019 Enrollment



**107**  
Pell Recipients



**107**  
MAP Recipients



**1,365**  
Alumni



**26**  
Employees



**139**  
Vendors

### New Students



**195**  
Total Applications



**104**  
Accepted



**73**  
Enrolled

### Degrees Conferred

**55**

Undergraduate

**8**

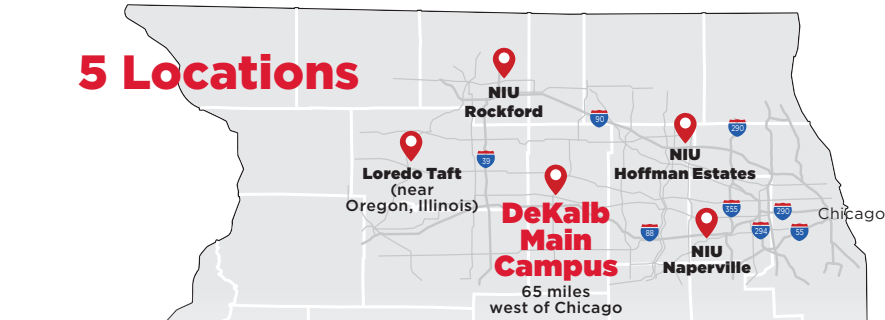
Graduate



# Northern Illinois University Fast Facts

- **Recognized by the Brookings Institution** as the top-ranking Illinois public university in terms of upward mobility outcomes coupled with high research opportunities.
- **Commitment to affordability:** NIU has held tuition flat for the past four academic years, offers the most affordable law school education in the state and awards more than \$20 million in institutional aid to students each year. This institutional aid amount is anticipated to increase by \$5 million in FY20 as a result of the AIM High program's implementation.
- Among a small percentage of public institutions designated as **Innovation and Economic Prosperity Universities** by the Association of Public and Land-grant Universities (APLU) — acknowledging NIU as a university working with public and private sector partners to support economic development.
- The most recent economic impact study conducted shows NIU's impact on its region is **\$583 million annually**, which is seven times the university's state appropriation.

## 5 Locations



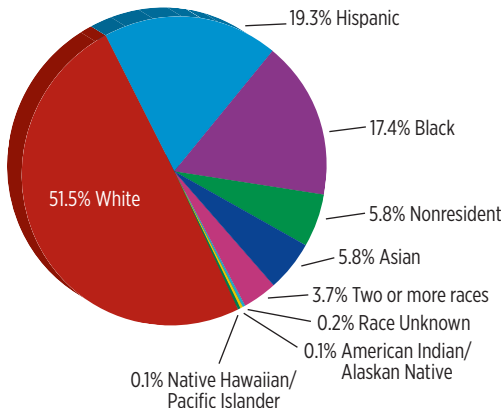
## Profile of Students

**Total Enrollment: 16,609**  
 Undergraduates: 12,131  
 Graduate Students: 4,204  
 Law Students: 274

More than **90%** of our undergraduates received some sort of federal aid, with one-third of students receiving a MAP Grant.

Illinois residents: **89.5%** of student population  
 Out-of-state: **5%** of student population  
 International: **5.5%** of student population

Ethnic/Racial Distribution



## Alumni Network

**245,000+** alumni of record, with **160,000+** living in Illinois.

### NIU in House District 68

*John M. Cabello*



**342**  
2019 Enrollment



**110**  
Pell Recipients



**113**  
MAP Recipients



**4,022**  
Alumni



**52**  
Employees



**157**  
Vendors

### New Students



**219**  
Total Applications



**145**  
Accepted



**78**  
Enrolled

### Degrees Conferred

**112**  
Undergraduate

**15**  
Graduate

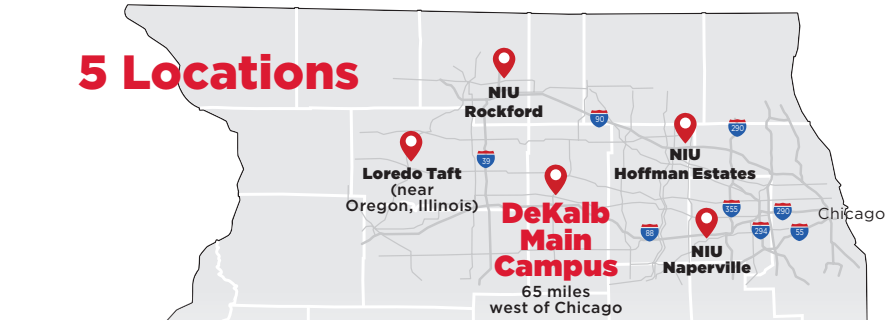




# Northern Illinois University Fast Facts

- **Recognized by the Brookings Institution** as the top-ranking Illinois public university in terms of upward mobility outcomes coupled with high research opportunities.
- **Commitment to affordability:** NIU has held tuition flat for the past four academic years, offers the most affordable law school education in the state and awards more than \$20 million in institutional aid to students each year. This institutional aid amount is anticipated to increase by \$5 million in FY20 as a result of the AIM High program's implementation.
- Among a small percentage of public institutions designated as **Innovation and Economic Prosperity Universities** by the Association of Public and Land-grant Universities (APLU) — acknowledging NIU as a university working with public and private sector partners to support economic development.
- The most recent economic impact study conducted shows NIU's impact on its region is **\$583 million annually**, which is seven times the university's state appropriation.

## 5 Locations



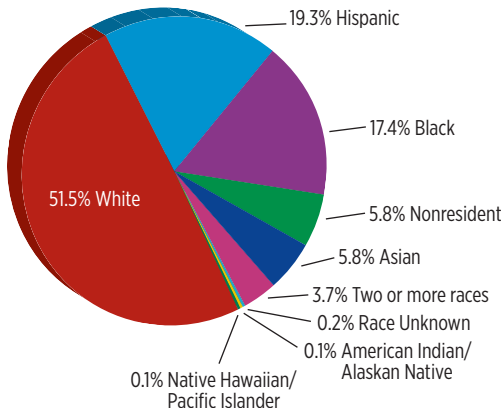
## Profile of Students

**Total Enrollment: 16,609**  
 Undergraduates: 12,131  
 Graduate Students: 4,204  
 Law Students: 274

More than **90%** of our undergraduates received some sort of federal aid, with one-third of students receiving a MAP Grant.

Illinois residents: **89.5%** of student population  
 Out-of-state: **5%** of student population  
 International: **5.5%** of student population

Ethnic/Racial Distribution



## Alumni Network

**245,000+** alumni of record, with **160,000+** living in Illinois.

### NIU in House District 69

*Joe Sosnowski*



**448**  
2019 Enrollment



**139**  
Pell Recipients



**131**  
MAP Recipients



**4,118**  
Alumni



**74**  
Employees



**102**  
Vendors

### New Students



**293**  
Total Applications



**211**  
Accepted



**131**  
Enrolled

### Degrees Conferred

**121**  
Undergraduate

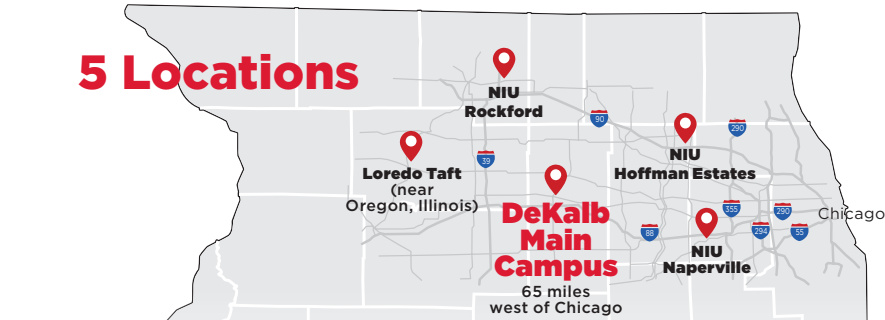
**14**  
Graduate



## Northern Illinois University Fast Facts

- **Recognized by the Brookings Institution** as the top-ranking Illinois public university in terms of upward mobility outcomes coupled with high research opportunities.
- **Commitment to affordability:** NIU has held tuition flat for the past four academic years, offers the most affordable law school education in the state and awards more than \$20 million in institutional aid to students each year. This institutional aid amount is anticipated to increase by \$5 million in FY20 as a result of the AIM High program's implementation.
- Among a small percentage of public institutions designated as **Innovation and Economic Prosperity Universities** by the Association of Public and Land-grant Universities (APLU) — acknowledging NIU as a university working with public and private sector partners to support economic development.
- The most recent economic impact study conducted shows NIU's impact on its region is **\$583 million annually**, which is seven times the university's state appropriation.

### 5 Locations



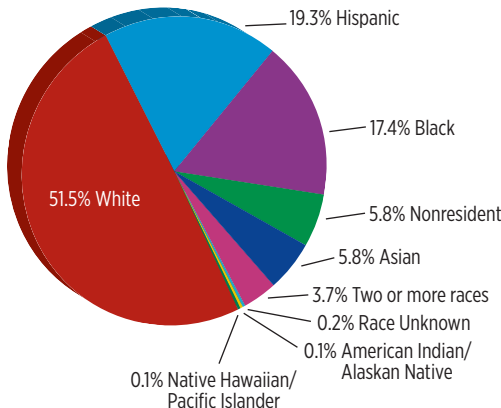
## Profile of Students

**Total Enrollment: 16,609**  
 Undergraduates: 12,131  
 Graduate Students: 4,204  
 Law Students: 274

More than **90%** of our undergraduates received some sort of federal aid, with one-third of students receiving a MAP Grant.

Illinois residents: **89.5%** of student population  
 Out-of-state: **5%** of student population  
 International: **5.5%** of student population

Ethnic/Racial Distribution



## Alumni Network

**245,000+** alumni of record, with **160,000+** living in Illinois.

### NIU in House District 70

*Jeff Keicher*



**2,476**  
2019 Enrollment



**762**  
Pell Recipients



**692**  
MAP Recipients



**8,751**  
Alumni



**1,623**  
Employees



**706**  
Vendors

### New Students



**477**  
Total Applications



**332**  
Accepted



**236**  
Enrolled

### Degrees Conferred

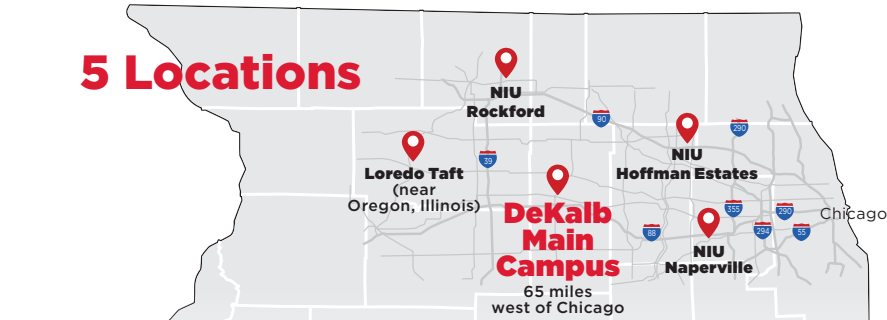
**332** Undergraduate      **187** Graduate



# Northern Illinois University Fast Facts

- **Recognized by the Brookings Institution** as the top-ranking Illinois public university in terms of upward mobility outcomes coupled with high research opportunities.
- **Commitment to affordability:** NIU has held tuition flat for the past four academic years, offers the most affordable law school education in the state and awards more than \$20 million in institutional aid to students each year. This institutional aid amount is anticipated to increase by \$5 million in FY20 as a result of the AIM High program's implementation.
- Among a small percentage of public institutions designated as **Innovation and Economic Prosperity Universities** by the Association of Public and Land-grant Universities (APLU) — acknowledging NIU as a university working with public and private sector partners to support economic development.
- The most recent economic impact study conducted shows NIU's impact on its region is **\$583 million annually**, which is seven times the university's state appropriation.

## 5 Locations



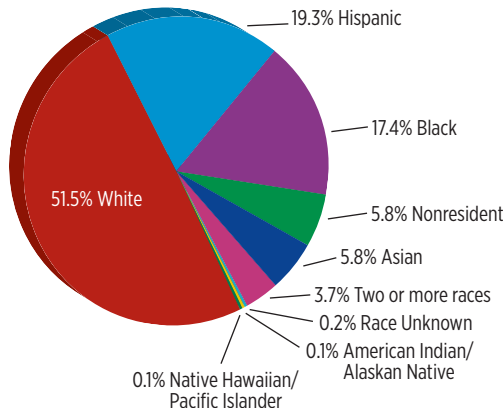
## Profile of Students

**Total Enrollment: 16,609**  
 Undergraduates: 12,131  
 Graduate Students: 4,204  
 Law Students: 274

More than **90%** of our undergraduates received some sort of federal aid, with one-third of students receiving a MAP Grant.

Illinois residents: **89.5%** of student population  
 Out-of-state: **5%** of student population  
 International: **5.5%** of student population

Ethnic/Racial Distribution



## Alumni Network

**245,000+** alumni of record, with **160,000+** living in Illinois.

### NIU in House District 71

*Tony McCombie*



**117**  
2019 Enrollment



**49**  
Pell Recipients



**51**  
MAP Recipients



**1,435**  
Alumni



**6**  
Employees



**55**  
Vendors

### New Students



**100**  
Total Applications



**64**  
Accepted



**35**  
Enrolled

### Degrees Conferred

**36**

Undergraduate

**4**

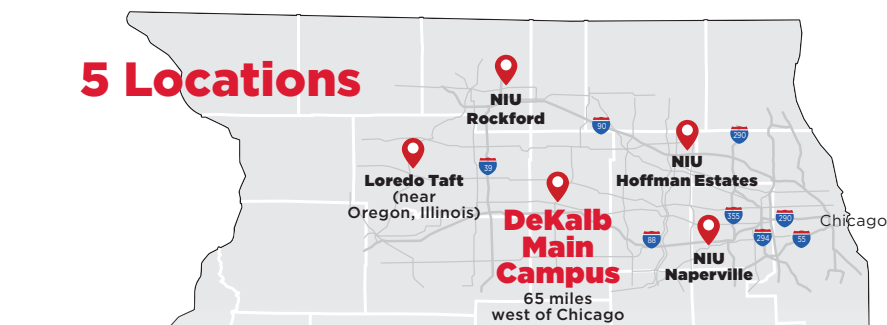
Graduate



## Northern Illinois University Fast Facts

- **Recognized by the Brookings Institution** as the top-ranking Illinois public university in terms of upward mobility outcomes coupled with high research opportunities.
- **Commitment to affordability:** NIU has held tuition flat for the past four academic years, offers the most affordable law school education in the state and awards more than \$20 million in institutional aid to students each year. This institutional aid amount is anticipated to increase by \$5 million in FY20 as a result of the AIM High program's implementation.
- Among a small percentage of public institutions designated as **Innovation and Economic Prosperity Universities** by the Association of Public and Land-grant Universities (APLU) — acknowledging NIU as a university working with public and private sector partners to support economic development.
- The most recent economic impact study conducted shows NIU's impact on its region is **\$583 million annually**, which is seven times the university's state appropriation.

### 5 Locations



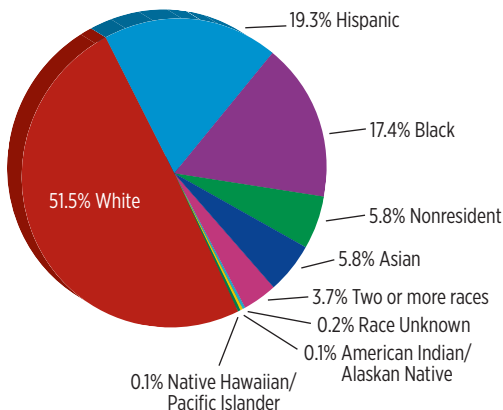
## Profile of Students

**Total Enrollment: 16,609**  
 Undergraduates: 12,131  
 Graduate Students: 4,204  
 Law Students: 274

More than **90%** of our undergraduates received some sort of federal aid, with one-third of students receiving a MAP Grant.

Illinois residents: **89.5%** of student population  
 Out-of-state: **5%** of student population  
 International: **5.5%** of student population

Ethnic/Racial Distribution



## Alumni Network

**245,000+** alumni of record, with **160,000+** living in Illinois.

### NIU in House District 72

*Michael Halpin*



**47**  
2019 Enrollment



**20**  
Pell Recipients



**21**  
MAP Recipients



**550**  
Alumni



**1**  
Employees



**21**  
Vendors

### New Students



**46**  
Total Applications



**30**  
Accepted



**16**  
Enrolled

### Degrees Conferred

**9**

Undergraduate

**0**

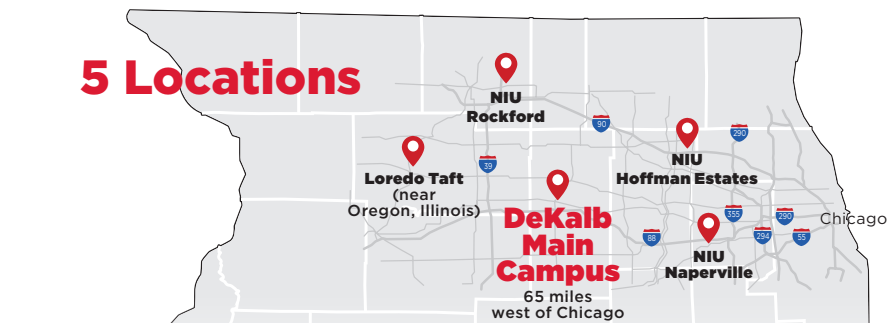
Graduate



## Northern Illinois University Fast Facts

- **Recognized by the Brookings Institution** as the top-ranking Illinois public university in terms of upward mobility outcomes coupled with high research opportunities.
- **Commitment to affordability:** NIU has held tuition flat for the past four academic years, offers the most affordable law school education in the state and awards more than \$20 million in institutional aid to students each year. This institutional aid amount is anticipated to increase by \$5 million in FY20 as a result of the AIM High program's implementation.
- Among a small percentage of public institutions designated as **Innovation and Economic Prosperity Universities** by the Association of Public and Land-grant Universities (APLU) — acknowledging NIU as a university working with public and private sector partners to support economic development.
- The most recent economic impact study conducted shows NIU's impact on its region is **\$583 million annually**, which is seven times the university's state appropriation.

### 5 Locations



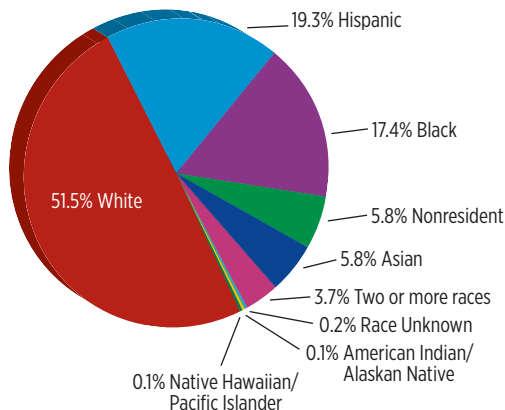
## Profile of Students

**Total Enrollment: 16,609**  
 Undergraduates: 12,131  
 Graduate Students: 4,204  
 Law Students: 274

More than **90%** of our undergraduates received some sort of federal aid, with one-third of students receiving a MAP Grant.

Illinois residents: **89.5%** of student population  
 Out-of-state: **5%** of student population  
 International: **5.5%** of student population

Ethnic/Racial Distribution



## Alumni Network

**245,000+** alumni of record, with **160,000+** living in Illinois.

### NIU in House District 73

*Ryan Spain*



**71**  
2019 Enrollment



**13**  
Pell Recipients



**15**  
MAP Recipients



**699**  
Alumni



**6**  
Employees



**25**  
Vendors

### New Students



**78**  
Total Applications



**50**  
Accepted



**20**  
Enrolled

### Degrees Conferred

**22**  
Undergraduate

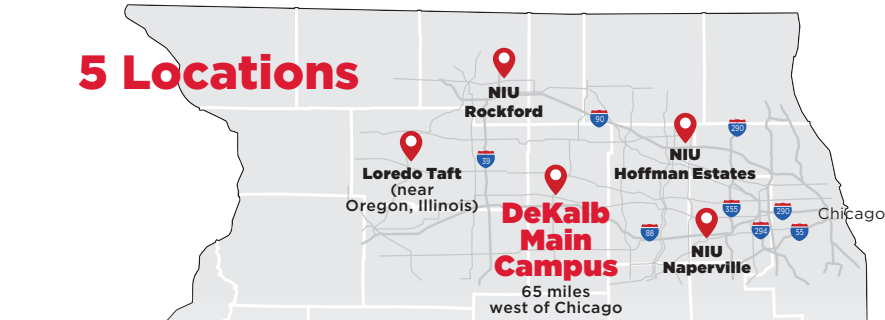
**2**  
Graduate



## Northern Illinois University Fast Facts

- **Recognized by the Brookings Institution** as the top-ranking Illinois public university in terms of upward mobility outcomes coupled with high research opportunities.
- **Commitment to affordability:** NIU has held tuition flat for the past four academic years, offers the most affordable law school education in the state and awards more than \$20 million in institutional aid to students each year. This institutional aid amount is anticipated to increase by \$5 million in FY20 as a result of the AIM High program's implementation.
- Among a small percentage of public institutions designated as **Innovation and Economic Prosperity Universities** by the Association of Public and Land-grant Universities (APLU) — acknowledging NIU as a university working with public and private sector partners to support economic development.
- The most recent economic impact study conducted shows NIU's impact on its region is **\$583 million annually**, which is seven times the university's state appropriation.

### 5 Locations



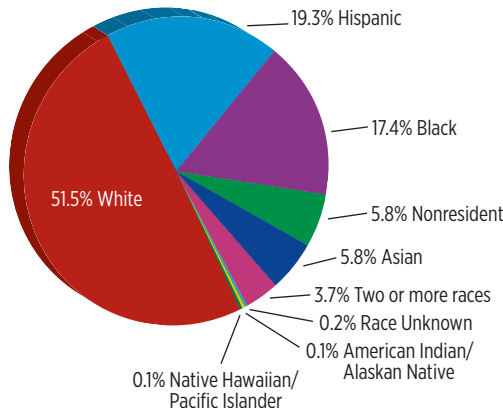
## Profile of Students

**Total Enrollment: 16,609**  
 Undergraduates: 12,131  
 Graduate Students: 4,204  
 Law Students: 274

More than **90%** of our undergraduates received some sort of federal aid, with one-third of students receiving a MAP Grant.

Illinois residents: **89.5%** of student population  
 Out-of-state: **5%** of student population  
 International: **5.5%** of student population

Ethnic/Racial Distribution



## Alumni Network

**245,000+** alumni of record, with **160,000+** living in Illinois.

### NIU in House District 74

*Daniel Swanson*



**60**  
2019 Enrollment



**17**  
Pell Recipients



**18**  
MAP Recipients



**742**  
Alumni



**2**  
Employees



**14**  
Vendors

### New Students



**80**  
Total Applications



**62**  
Accepted



**20**  
Enrolled

### Degrees Conferred

**13**

Undergraduate

**2**

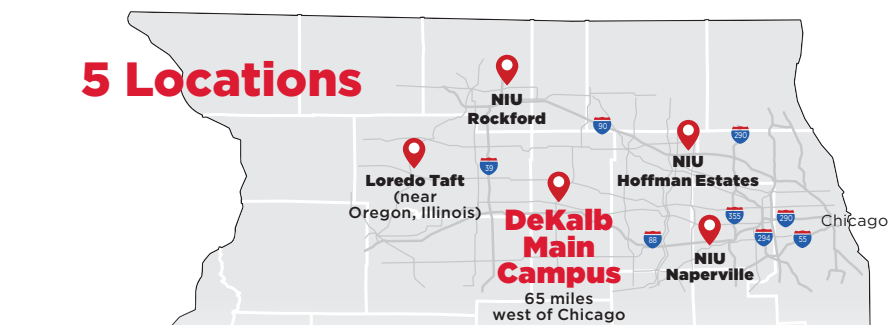
Graduate



## Northern Illinois University Fast Facts

- **Recognized by the Brookings Institution** as the top-ranking Illinois public university in terms of upward mobility outcomes coupled with high research opportunities.
- **Commitment to affordability:** NIU has held tuition flat for the past four academic years, offers the most affordable law school education in the state and awards more than \$20 million in institutional aid to students each year. This institutional aid amount is anticipated to increase by \$5 million in FY20 as a result of the AIM High program's implementation.
- Among a small percentage of public institutions designated as **Innovation and Economic Prosperity Universities** by the Association of Public and Land-grant Universities (APLU) — acknowledging NIU as a university working with public and private sector partners to support economic development.
- The most recent economic impact study conducted shows NIU's impact on its region is **\$583 million annually**, which is seven times the university's state appropriation.

### 5 Locations



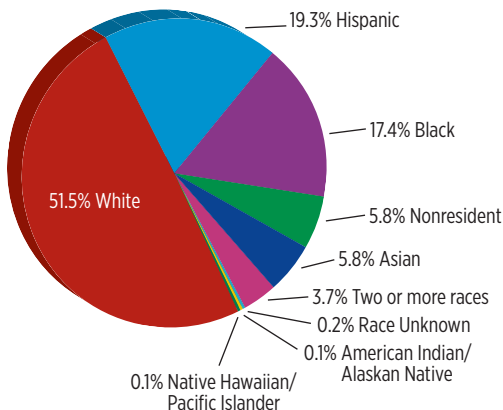
## Profile of Students

**Total Enrollment: 16,609**  
 Undergraduates: 12,131  
 Graduate Students: 4,204  
 Law Students: 274

More than **90%** of our undergraduates received some sort of federal aid, with one-third of students receiving a MAP Grant.

Illinois residents: **89.5%** of student population  
 Out-of-state: **5%** of student population  
 International: **5.5%** of student population

Ethnic/Racial Distribution



## Alumni Network

**245,000+** alumni of record, with **160,000+** living in Illinois.

### NIU in House District 75

*David A. Welter*



**156**  
2019 Enrollment



**49**  
Pell Recipients



**50**  
MAP Recipients



**1,783**  
Alumni



**16**  
Employees



**18**  
Vendors

### New Students



**206**  
Total Applications



**139**  
Accepted



**66**  
Enrolled

### Degrees Conferred

**38**

Undergraduate

**9**

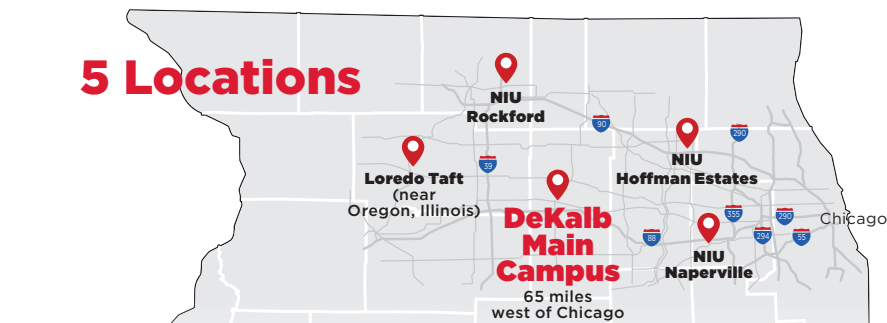
Graduate



## Northern Illinois University Fast Facts

- **Recognized by the Brookings Institution** as the top-ranking Illinois public university in terms of upward mobility outcomes coupled with high research opportunities.
- **Commitment to affordability:** NIU has held tuition flat for the past four academic years, offers the most affordable law school education in the state and awards more than \$20 million in institutional aid to students each year. This institutional aid amount is anticipated to increase by \$5 million in FY20 as a result of the AIM High program's implementation.
- Among a small percentage of public institutions designated as **Innovation and Economic Prosperity Universities** by the Association of Public and Land-grant Universities (APLU) — acknowledging NIU as a university working with public and private sector partners to support economic development.
- The most recent economic impact study conducted shows NIU's impact on its region is **\$583 million annually**, which is seven times the university's state appropriation.

### 5 Locations



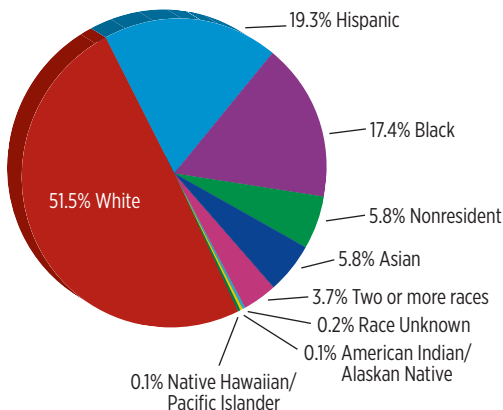
## Profile of Students

**Total Enrollment: 16,609**  
 Undergraduates: 12,131  
 Graduate Students: 4,204  
 Law Students: 274

More than **90%** of our undergraduates received some sort of federal aid, with one-third of students receiving a MAP Grant.

Illinois residents: **89.5%** of student population  
 Out-of-state: **5%** of student population  
 International: **5.5%** of student population

Ethnic/Racial Distribution



## Alumni Network

**245,000+** alumni of record, with **160,000+** living in Illinois.

### NIU in House District 76

*Lance Yednock*



**184**  
2019 Enrollment



**71**  
Pell Recipients



**62**  
MAP Recipients



**1,840**  
Alumni



**11**  
Employees



**25**  
Vendors

### New Students



**177**  
Total Applications



**132**  
Accepted



**67**  
Enrolled

### Degrees Conferred

**48**

Undergraduate

**4**

Graduate

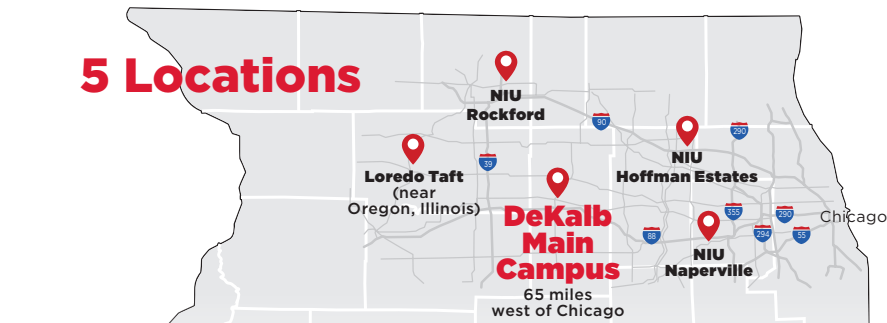




## Northern Illinois University Fast Facts

- **Recognized by the Brookings Institution** as the top-ranking Illinois public university in terms of upward mobility outcomes coupled with high research opportunities.
- **Commitment to affordability:** NIU has held tuition flat for the past four academic years, offers the most affordable law school education in the state and awards more than \$20 million in institutional aid to students each year. This institutional aid amount is anticipated to increase by \$5 million in FY20 as a result of the AIM High program's implementation.
- Among a small percentage of public institutions designated as **Innovation and Economic Prosperity Universities** by the Association of Public and Land-grant Universities (APLU) — acknowledging NIU as a university working with public and private sector partners to support economic development.
- The most recent economic impact study conducted shows NIU's impact on its region is **\$583 million annually**, which is seven times the university's state appropriation.

### 5 Locations



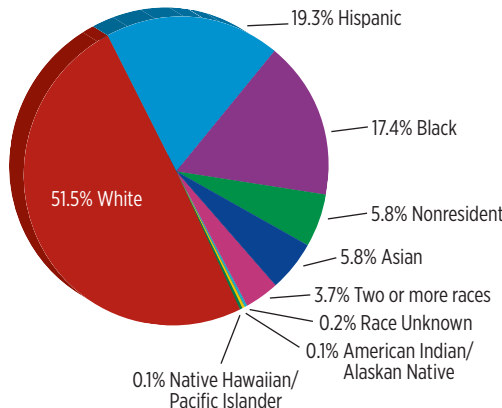
## Profile of Students

**Total Enrollment: 16,609**  
 Undergraduates: 12,131  
 Graduate Students: 4,204  
 Law Students: 274

More than **90%** of our undergraduates received some sort of federal aid, with one-third of students receiving a MAP Grant.

Illinois residents: **89.5%** of student population  
 Out-of-state: **5%** of student population  
 International: **5.5%** of student population

Ethnic/Racial Distribution




## Alumni Network

**245,000+** alumni of record, with **160,000+** living in Illinois.

### NIU in House District 77

*Kathleen Willis*



**90**  
2019 Enrollment



**43**  
Pell Recipients



**40**  
MAP Recipients



**512**  
Alumni



**3**  
Employees



**34**  
Vendors

### New Students



**182**  
Total Applications



**102**  
Accepted



**27**  
Enrolled

### Degrees Conferred

**22**

Undergraduate

**2**

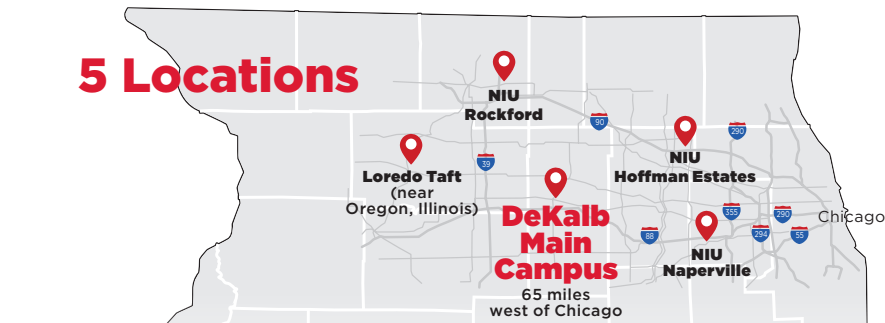
Graduate



## Northern Illinois University Fast Facts

- **Recognized by the Brookings Institution** as the top-ranking Illinois public university in terms of upward mobility outcomes coupled with high research opportunities.
- **Commitment to affordability:** NIU has held tuition flat for the past four academic years, offers the most affordable law school education in the state and awards more than \$20 million in institutional aid to students each year. This institutional aid amount is anticipated to increase by \$5 million in FY20 as a result of the AIM High program's implementation.
- Among a small percentage of public institutions designated as **Innovation and Economic Prosperity Universities** by the Association of Public and Land-grant Universities (APLU) — acknowledging NIU as a university working with public and private sector partners to support economic development.
- The most recent economic impact study conducted shows NIU's impact on its region is **\$583 million annually**, which is seven times the university's state appropriation.

### 5 Locations



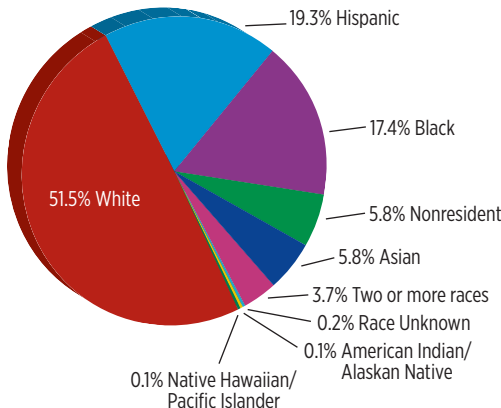
## Profile of Students

**Total Enrollment: 16,609**  
 Undergraduates: 12,131  
 Graduate Students: 4,204  
 Law Students: 274

More than **90%** of our undergraduates received some sort of federal aid, with one-third of students receiving a MAP Grant.

Illinois residents: **89.5%** of student population  
 Out-of-state: **5%** of student population  
 International: **5.5%** of student population

Ethnic/Racial Distribution



## Alumni Network

**245,000+** alumni of record, with **160,000+** living in Illinois.

### NIU in House District 78

*Camille Y. Lilly*



**83**  
2019 Enrollment



**48**  
Pell Recipients



**48**  
MAP Recipients



**1,029**  
Alumni



**23**  
Employees



**49**  
Vendors

### New Students



**194**  
Total Applications



**78**  
Accepted



**25**  
Enrolled

### Degrees Conferred

**18**

Undergraduate

**2**

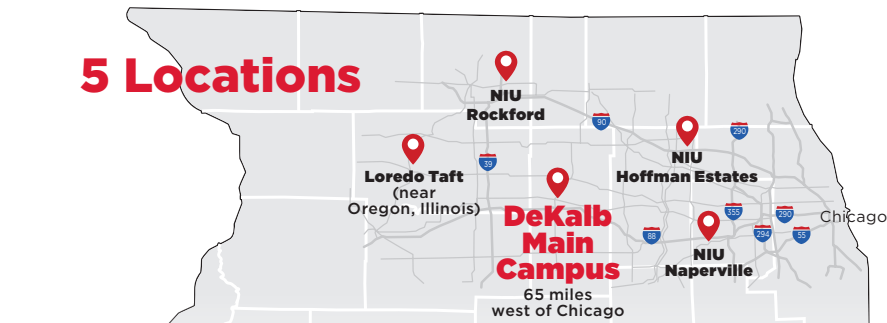
Graduate



# Northern Illinois University Fast Facts

- **Recognized by the Brookings Institution** as the top-ranking Illinois public university in terms of upward mobility outcomes coupled with high research opportunities.
- **Commitment to affordability:** NIU has held tuition flat for the past four academic years, offers the most affordable law school education in the state and awards more than \$20 million in institutional aid to students each year. This institutional aid amount is anticipated to increase by \$5 million in FY20 as a result of the AIM High program's implementation.
- Among a small percentage of public institutions designated as **Innovation and Economic Prosperity Universities** by the Association of Public and Land-grant Universities (APLU) — acknowledging NIU as a university working with public and private sector partners to support economic development.
- The most recent economic impact study conducted shows NIU's impact on its region is **\$583 million annually**, which is seven times the university's state appropriation.

## 5 Locations



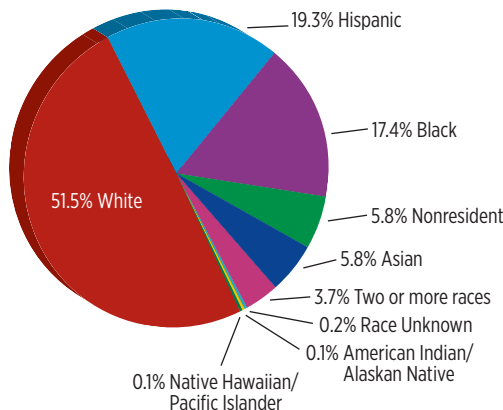
## Profile of Students

**Total Enrollment: 16,609**  
 Undergraduates: 12,131  
 Graduate Students: 4,204  
 Law Students: 274

More than **90%** of our undergraduates received some sort of federal aid, with one-third of students receiving a MAP Grant.

Illinois residents: **89.5%** of student population  
 Out-of-state: **5%** of student population  
 International: **5.5%** of student population

Ethnic/Racial Distribution



## Alumni Network

**245,000+** alumni of record, with **160,000+** living in Illinois.

### NIU in House District 79

*Lindsay Parkhurst*



**69**  
2019 Enrollment



**22**  
Pell Recipients



**19**  
MAP Recipients



**546**  
Alumni



**1**  
Employees



**22**  
Vendors

### New Students



**95**  
Total Applications



**51**  
Accepted



**26**  
Enrolled

### Degrees Conferred

**22**  
Undergraduate

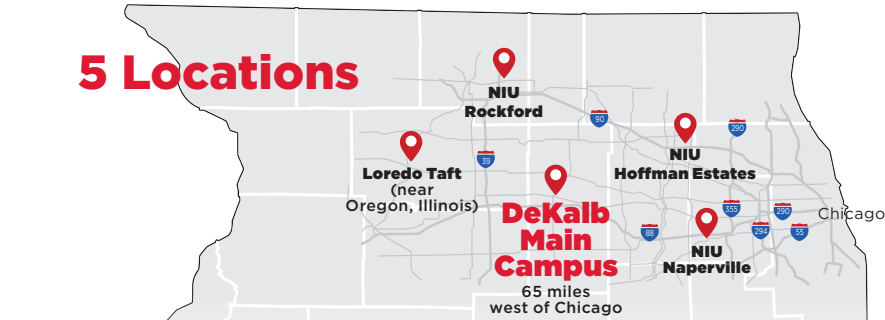
**1**  
Graduate



## Northern Illinois University Fast Facts

- **Recognized by the Brookings Institution** as the top-ranking Illinois public university in terms of upward mobility outcomes coupled with high research opportunities.
- **Commitment to affordability:** NIU has held tuition flat for the past four academic years, offers the most affordable law school education in the state and awards more than \$20 million in institutional aid to students each year. This institutional aid amount is anticipated to increase by \$5 million in FY20 as a result of the AIM High program's implementation.
- Among a small percentage of public institutions designated as **Innovation and Economic Prosperity Universities** by the Association of Public and Land-grant Universities (APLU) — acknowledging NIU as a university working with public and private sector partners to support economic development.
- The most recent economic impact study conducted shows NIU's impact on its region is **\$583 million annually**, which is seven times the university's state appropriation.

### 5 Locations



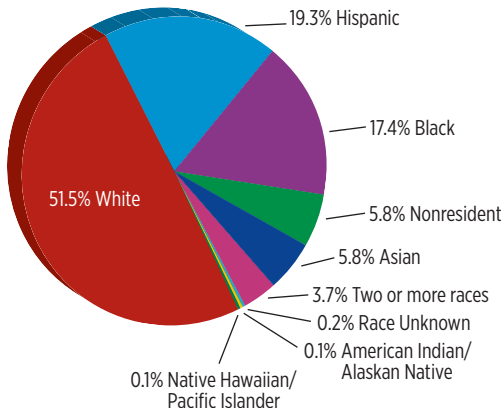
## Profile of Students

**Total Enrollment: 16,609**  
 Undergraduates: 12,131  
 Graduate Students: 4,204  
 Law Students: 274

More than **90%** of our undergraduates received some sort of federal aid, with one-third of students receiving a MAP Grant.

Illinois residents: **89.5%** of student population  
 Out-of-state: **5%** of student population  
 International: **5.5%** of student population

Ethnic/Racial Distribution




## Alumni Network

**245,000+** alumni of record, with **160,000+** living in Illinois.

### NIU in House District 80

*Anthony DeLuca*



**150**  
2019 Enrollment



**74**  
Pell Recipients



**64**  
MAP Recipients



**1,169**  
Alumni



**2**  
Employees



**19**  
Vendors

### New Students



**260**  
Total Applications



**119**  
Accepted



**45**  
Enrolled

### Degrees Conferred

**35**

Undergraduate

**3**

Graduate