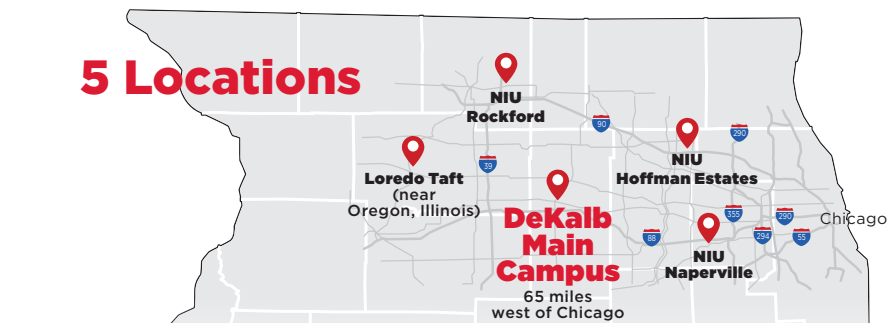




## Northern Illinois University Fast Facts

- **Recognized by the Brookings Institution** as the top-ranking Illinois public university in terms of upward mobility outcomes coupled with high research opportunities.
- **Commitment to affordability:** NIU has held tuition flat for the past four academic years, offers the most affordable law school education in the state and awards more than \$20 million in institutional aid to students each year. This institutional aid amount is anticipated to increase by \$5 million in FY20 as a result of the AIM High program's implementation.
- Among a small percentage of public institutions designated as **Innovation and Economic Prosperity Universities** by the Association of Public and Land-grant Universities (APLU) — acknowledging NIU as a university working with public and private sector partners to support economic development.
- The most recent economic impact study conducted shows NIU's impact on its region is **\$583 million annually**, which is seven times the university's state appropriation.

### 5 Locations



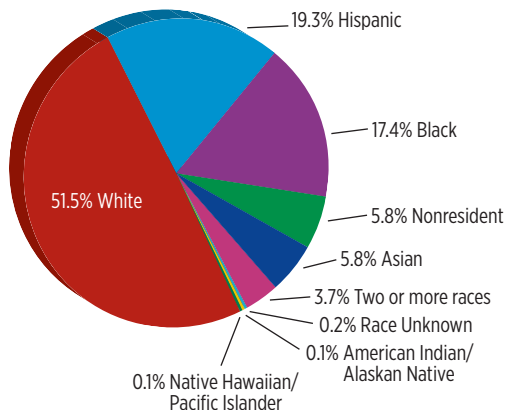
## Profile of Students

**Total Enrollment: 16,609**  
 Undergraduates: 12,131  
 Graduate Students: 4,204  
 Law Students: 274

More than **90%** of our undergraduates received some sort of federal aid, with one-third of students receiving a MAP Grant.

Illinois residents: **89.5%** of student population  
 Out-of-state: **5%** of student population  
 International: **5.5%** of student population

Ethnic/Racial Distribution



## Alumni Network

**245,000+** alumni of record, with **160,000+** living in Illinois.

### NIU in House District 41

*Grant Wherli*



**245**  
2019 Enrollment



**44**  
Pell Recipients



**43**  
MAP Recipients



**3,829**  
Alumni



**75**  
Employees



**90**  
Vendors

### New Students



**149**  
Total Applications



**95**  
Accepted



**39**  
Enrolled

### Degrees Conferred

**63**  
Undergraduate

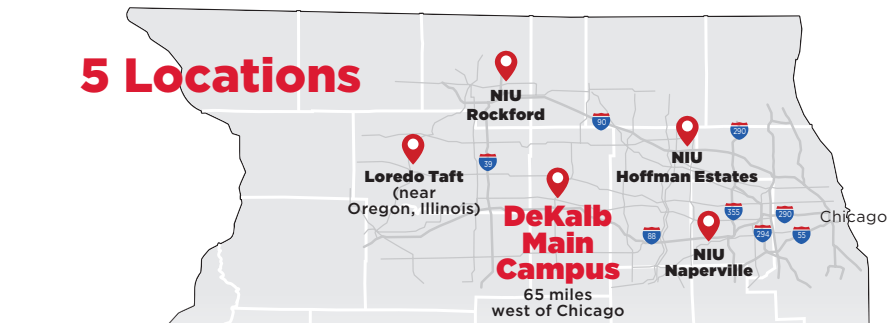
**23**  
Graduate



## Northern Illinois University Fast Facts

- **Recognized by the Brookings Institution** as the top-ranking Illinois public university in terms of upward mobility outcomes coupled with high research opportunities.
- **Commitment to affordability:** NIU has held tuition flat for the past four academic years, offers the most affordable law school education in the state and awards more than \$20 million in institutional aid to students each year. This institutional aid amount is anticipated to increase by \$5 million in FY20 as a result of the AIM High program's implementation.
- Among a small percentage of public institutions designated as **Innovation and Economic Prosperity Universities** by the Association of Public and Land-grant Universities (APLU) — acknowledging NIU as a university working with public and private sector partners to support economic development.
- The most recent economic impact study conducted shows NIU's impact on its region is **\$583 million annually**, which is seven times the university's state appropriation.

### 5 Locations



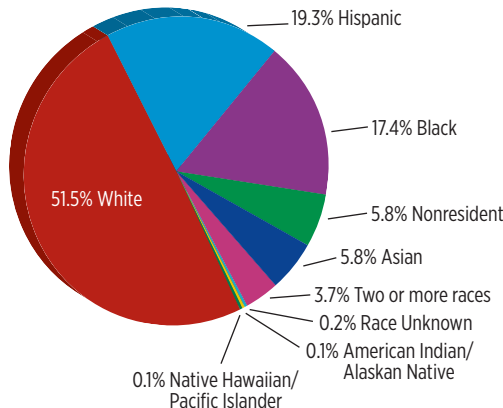
## Profile of Students

**Total Enrollment: 16,609**  
 Undergraduates: 12,131  
 Graduate Students: 4,204  
 Law Students: 274

More than **90%** of our undergraduates received some sort of federal aid, with one-third of students receiving a MAP Grant.

Illinois residents: **89.5%** of student population  
 Out-of-state: **5%** of student population  
 International: **5.5%** of student population

Ethnic/Racial Distribution



## Alumni Network

**245,000+** alumni of record, with **160,000+** living in Illinois.

### NIU in House District 42

*Amy Grant*



**215**  
2019 Enrollment



**40**  
Pell Recipients



**34**  
MAP Recipients



**4,047**  
Alumni



**37**  
Employees



**69**  
Vendors

### New Students



**134**  
Total Applications



**90**  
Accepted



**42**  
Enrolled

### Degrees Conferred

**46**  
Undergraduate

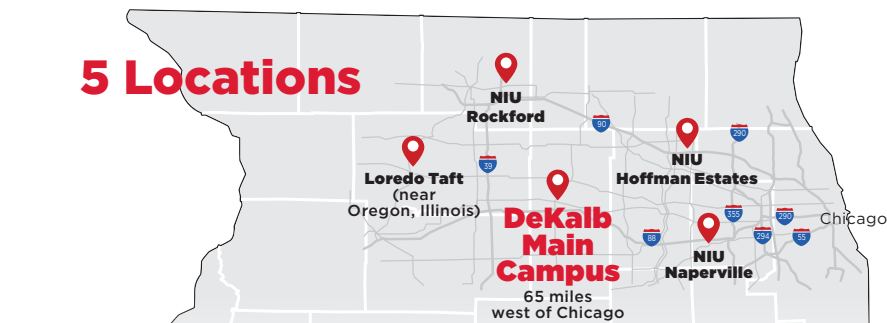
**22**  
Graduate



## Northern Illinois University Fast Facts

- **Recognized by the Brookings Institution** as the top-ranking Illinois public university in terms of upward mobility outcomes coupled with high research opportunities.
- **Commitment to affordability:** NIU has held tuition flat for the past four academic years, offers the most affordable law school education in the state and awards more than \$20 million in institutional aid to students each year. This institutional aid amount is anticipated to increase by \$5 million in FY20 as a result of the AIM High program's implementation.
- Among a small percentage of public institutions designated as **Innovation and Economic Prosperity Universities** by the Association of Public and Land-grant Universities (APLU) — acknowledging NIU as a university working with public and private sector partners to support economic development.
- The most recent economic impact study conducted shows NIU's impact on its region is **\$583 million annually**, which is seven times the university's state appropriation.

### 5 Locations



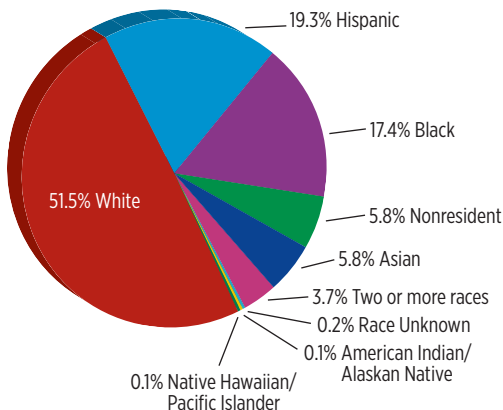
## Profile of Students

**Total Enrollment: 16,609**  
 Undergraduates: 12,131  
 Graduate Students: 4,204  
 Law Students: 274

More than **90%** of our undergraduates received some sort of federal aid, with one-third of students receiving a MAP Grant.

Illinois residents: **89.5%** of student population  
 Out-of-state: **5%** of student population  
 International: **5.5%** of student population

Ethnic/Racial Distribution




## Alumni Network

**245,000+** alumni of record, with **160,000+** living in Illinois.

### NIU in House District 43

*Anna Moeller*



**263**  
2019 Enrollment



**124**  
Pell Recipients



**118**  
MAP Recipients



**1,453**  
Alumni



**15**  
Employees



**47**  
Vendors

### New Students



**266**  
Total Applications



**152**  
Accepted



**77**  
Enrolled

### Degrees Conferred

**71**  
Undergraduate

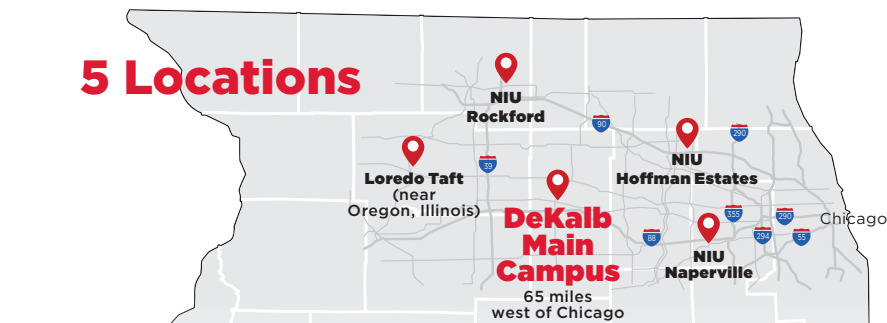
**6**  
Graduate



## Northern Illinois University Fast Facts

- **Recognized by the Brookings Institution** as the top-ranking Illinois public university in terms of upward mobility outcomes coupled with high research opportunities.
- **Commitment to affordability:** NIU has held tuition flat for the past four academic years, offers the most affordable law school education in the state and awards more than \$20 million in institutional aid to students each year. This institutional aid amount is anticipated to increase by \$5 million in FY20 as a result of the AIM High program's implementation.
- Among a small percentage of public institutions designated as **Innovation and Economic Prosperity Universities** by the Association of Public and Land-grant Universities (APLU) — acknowledging NIU as a university working with public and private sector partners to support economic development.
- The most recent economic impact study conducted shows NIU's impact on its region is **\$583 million annually**, which is seven times the university's state appropriation.

### 5 Locations



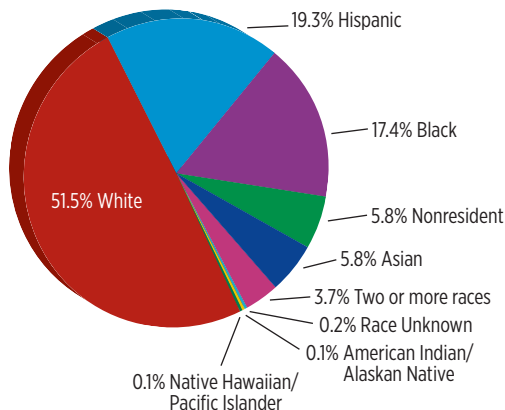
## Profile of Students

**Total Enrollment: 16,609**  
 Undergraduates: 12,131  
 Graduate Students: 4,204  
 Law Students: 274

More than **90%** of our undergraduates received some sort of federal aid, with one-third of students receiving a MAP Grant.

Illinois residents: **89.5%** of student population  
 Out-of-state: **5%** of student population  
 International: **5.5%** of student population

Ethnic/Racial Distribution




## Alumni Network

**245,000+** alumni of record, with **160,000+** living in Illinois.

### NIU in House District 44

*Fred Crespo*



**293**  
2019 Enrollment



**94**  
Pell Recipients



**91**  
MAP Recipients



**1,950**  
Alumni



**6**  
Employees



**18**  
Vendors

### New Students



**222**  
Total Applications



**141**  
Accepted



**81**  
Enrolled

### Degrees Conferred

**64**  
Undergraduate

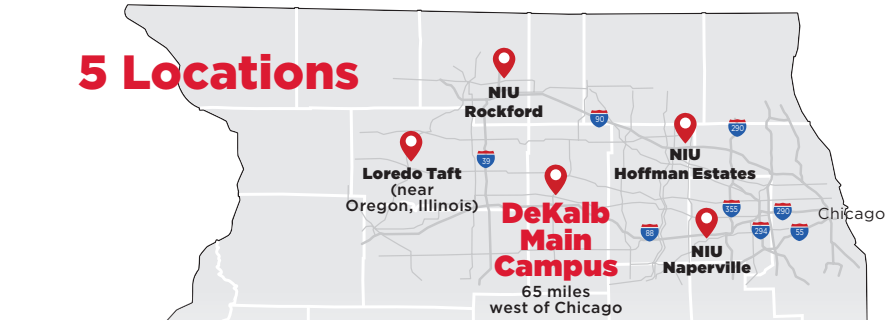
**15**  
Graduate



## Northern Illinois University Fast Facts

- **Recognized by the Brookings Institution** as the top-ranking Illinois public university in terms of upward mobility outcomes coupled with high research opportunities.
- **Commitment to affordability:** NIU has held tuition flat for the past four academic years, offers the most affordable law school education in the state and awards more than \$20 million in institutional aid to students each year. This institutional aid amount is anticipated to increase by \$5 million in FY20 as a result of the AIM High program's implementation.
- Among a small percentage of public institutions designated as **Innovation and Economic Prosperity Universities** by the Association of Public and Land-grant Universities (APLU) — acknowledging NIU as a university working with public and private sector partners to support economic development.
- The most recent economic impact study conducted shows NIU's impact on its region is **\$583 million annually**, which is seven times the university's state appropriation.

### 5 Locations



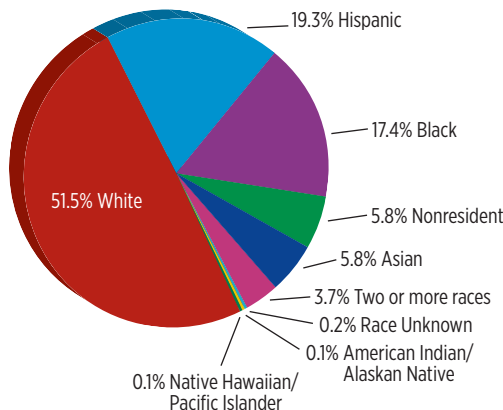
## Profile of Students

**Total Enrollment: 16,609**  
 Undergraduates: 12,131  
 Graduate Students: 4,204  
 Law Students: 274

More than **90%** of our undergraduates received some sort of federal aid, with one-third of students receiving a MAP Grant.

Illinois residents: **89.5%** of student population  
 Out-of-state: **5%** of student population  
 International: **5.5%** of student population

Ethnic/Racial Distribution



## Alumni Network

**245,000+** alumni of record, with **160,000+** living in Illinois.

### NIU in House District 45

*Diane Pappas*



**235**  
2019 Enrollment



**64**  
Pell Recipients



**61**  
MAP Recipients



**2,872**  
Alumni



**8**  
Employees



**40**  
Vendors

### New Students



**198**  
Total Applications



**132**  
Accepted



**62**  
Enrolled

### Degrees Conferred

**62**  
Undergraduate

**9**  
Graduate

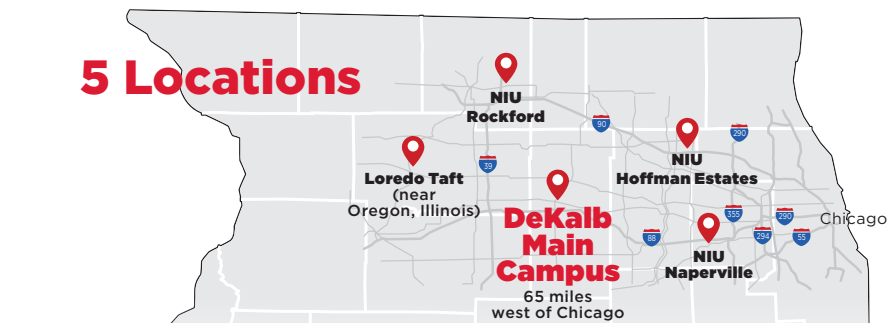




## Northern Illinois University Fast Facts

- **Recognized by the Brookings Institution** as the top-ranking Illinois public university in terms of upward mobility outcomes coupled with high research opportunities.
- **Commitment to affordability:** NIU has held tuition flat for the past four academic years, offers the most affordable law school education in the state and awards more than \$20 million in institutional aid to students each year. This institutional aid amount is anticipated to increase by \$5 million in FY20 as a result of the AIM High program's implementation.
- Among a small percentage of public institutions designated as **Innovation and Economic Prosperity Universities** by the Association of Public and Land-grant Universities (APLU) — acknowledging NIU as a university working with public and private sector partners to support economic development.
- The most recent economic impact study conducted shows NIU's impact on its region is **\$583 million annually**, which is seven times the university's state appropriation.

### 5 Locations



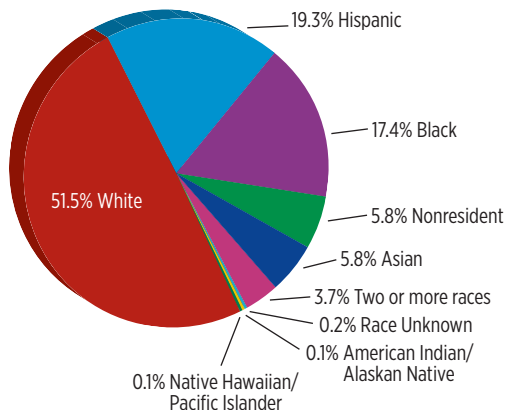
## Profile of Students

**Total Enrollment: 16,609**  
 Undergraduates: 12,131  
 Graduate Students: 4,204  
 Law Students: 274

More than **90%** of our undergraduates received some sort of federal aid, with one-third of students receiving a MAP Grant.

Illinois residents: **89.5%** of student population  
 Out-of-state: **5%** of student population  
 International: **5.5%** of student population

Ethnic/Racial Distribution



## Alumni Network

**245,000+** alumni of record, with **160,000+** living in Illinois.

### NIU in House District 46

*Deb Conroy*



**189**  
2019 Enrollment



**69**  
Pell Recipients



**64**  
MAP Recipients



**1,617**  
Alumni



**7**  
Employees



**130**  
Vendors

### New Students



**204**  
Total Applications



**115**  
Accepted



**51**  
Enrolled

### Degrees Conferred

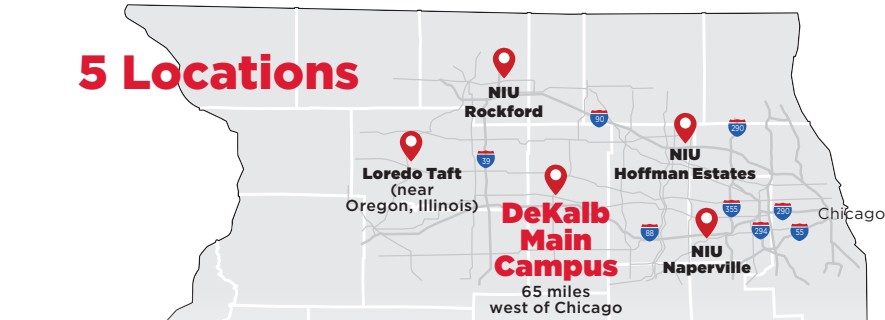
**46** Undergraduate      **8** Graduate



## Northern Illinois University Fast Facts

- **Recognized by the Brookings Institution** as the top-ranking Illinois public university in terms of upward mobility outcomes coupled with high research opportunities.
- **Commitment to affordability:** NIU has held tuition flat for the past four academic years, offers the most affordable law school education in the state and awards more than \$20 million in institutional aid to students each year. This institutional aid amount is anticipated to increase by \$5 million in FY20 as a result of the AIM High program's implementation.
- Among a small percentage of public institutions designated as **Innovation and Economic Prosperity Universities** by the Association of Public and Land-grant Universities (APLU) — acknowledging NIU as a university working with public and private sector partners to support economic development.
- The most recent economic impact study conducted shows NIU's impact on its region is **\$583 million annually**, which is seven times the university's state appropriation.

### 5 Locations



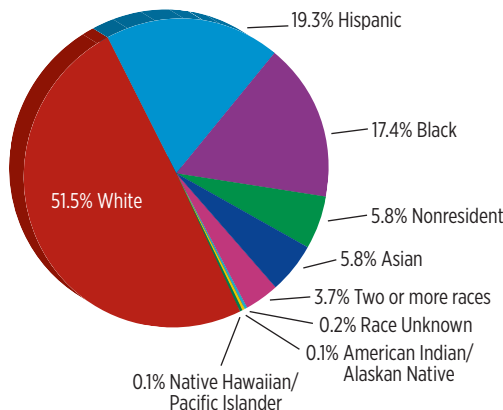
## Profile of Students

**Total Enrollment: 16,609**  
 Undergraduates: 12,131  
 Graduate Students: 4,204  
 Law Students: 274

More than **90%** of our undergraduates received some sort of federal aid, with one-third of students receiving a MAP Grant.

Illinois residents: **89.5%** of student population  
 Out-of-state: **5%** of student population  
 International: **5.5%** of student population

Ethnic/Racial Distribution



## Alumni Network

**245,000+** alumni of record, with **160,000+** living in Illinois.

### NIU in House District 47

*Deanne M. Mazzochi*



**106**  
2019 Enrollment



**23**  
Pell Recipients



**21**  
MAP Recipients



**2,492**  
Alumni



**19**  
Employees



**91**  
Vendors

### New Students



**83**  
Total Applications



**45**  
Accepted



**22**  
Enrolled

### Degrees Conferred

**28**  
Undergraduate

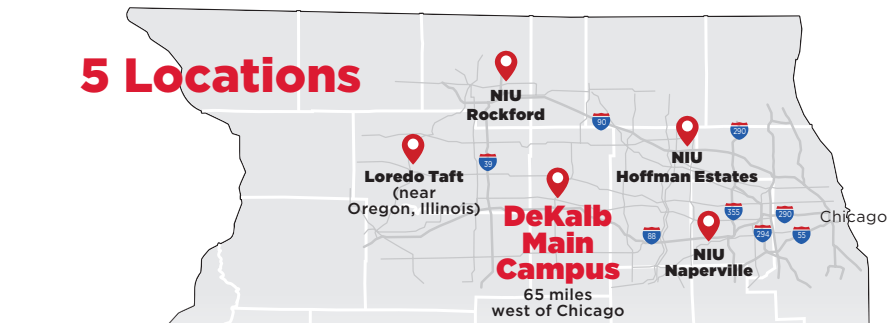
**4**  
Graduate



## Northern Illinois University Fast Facts

- **Recognized by the Brookings Institution** as the top-ranking Illinois public university in terms of upward mobility outcomes coupled with high research opportunities.
- **Commitment to affordability:** NIU has held tuition flat for the past four academic years, offers the most affordable law school education in the state and awards more than \$20 million in institutional aid to students each year. This institutional aid amount is anticipated to increase by \$5 million in FY20 as a result of the AIM High program's implementation.
- Among a small percentage of public institutions designated as **Innovation and Economic Prosperity Universities** by the Association of Public and Land-grant Universities (APLU) — acknowledging NIU as a university working with public and private sector partners to support economic development.
- The most recent economic impact study conducted shows NIU's impact on its region is **\$583 million annually**, which is seven times the university's state appropriation.

### 5 Locations



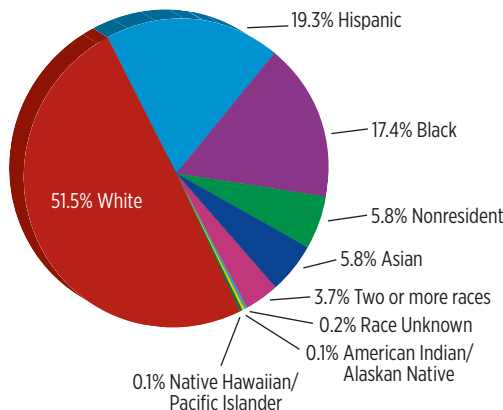
## Profile of Students

**Total Enrollment: 16,609**  
 Undergraduates: 12,131  
 Graduate Students: 4,204  
 Law Students: 274

More than **90%** of our undergraduates received some sort of federal aid, with one-third of students receiving a MAP Grant.

Illinois residents: **89.5%** of student population  
 Out-of-state: **5%** of student population  
 International: **5.5%** of student population


Ethnic/Racial Distribution



## Alumni Network

**245,000+** alumni of record, with **160,000+** living in Illinois.

### NIU in House District 48 *Terra Costa Howard*



**159**  
2019 Enrollment

**30**  
Pell Recipients

**28**  
MAP Recipients

**3,379**  
Alumni

**30**  
Employees

**103**  
Vendors

### New Students

**126**  
Total Applications

**81**  
Accepted

**44**  
Enrolled

### Degrees Conferred

**41** Undergraduate      **22** Graduate

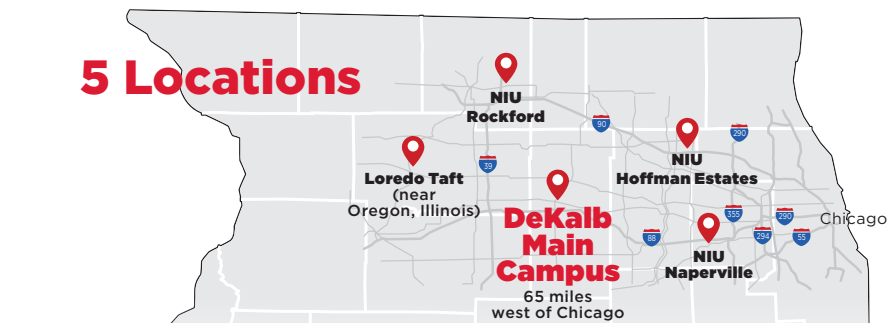




## Northern Illinois University Fast Facts

- **Recognized by the Brookings Institution** as the top-ranking Illinois public university in terms of upward mobility outcomes coupled with high research opportunities.
- **Commitment to affordability:** NIU has held tuition flat for the past four academic years, offers the most affordable law school education in the state and awards more than \$20 million in institutional aid to students each year. This institutional aid amount is anticipated to increase by \$5 million in FY20 as a result of the AIM High program's implementation.
- Among a small percentage of public institutions designated as **Innovation and Economic Prosperity Universities** by the Association of Public and Land-grant Universities (APLU) — acknowledging NIU as a university working with public and private sector partners to support economic development.
- The most recent economic impact study conducted shows NIU's impact on its region is **\$583 million annually**, which is seven times the university's state appropriation.

### 5 Locations



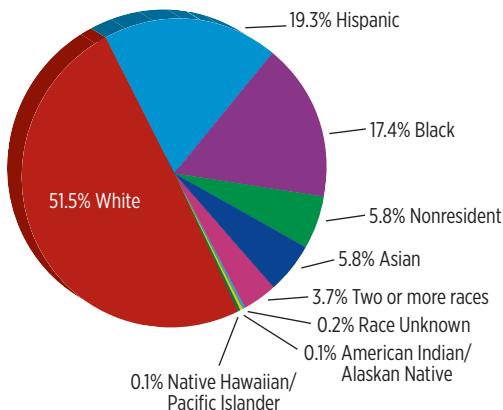
## Profile of Students

**Total Enrollment: 16,609**  
 Undergraduates: 12,131  
 Graduate Students: 4,204  
 Law Students: 274

More than **90%** of our undergraduates received some sort of federal aid, with one-third of students receiving a MAP Grant.

Illinois residents: **89.5%** of student population  
 Out-of-state: **5%** of student population  
 International: **5.5%** of student population

Ethnic/Racial Distribution



## Alumni Network

**245,000+** alumni of record, with **160,000+** living in Illinois.

### NIU in House District 49

*Karina Villa*



**387**  
2019 Enrollment

**93**  
Pell Recipients

**83**  
MAP Recipients

**4,372**  
Alumni

**120**  
Employees

**114**  
Vendors

### New Students

**245**  
Total Applications

**166**  
Accepted

**92**  
Enrolled

### Degrees Conferred

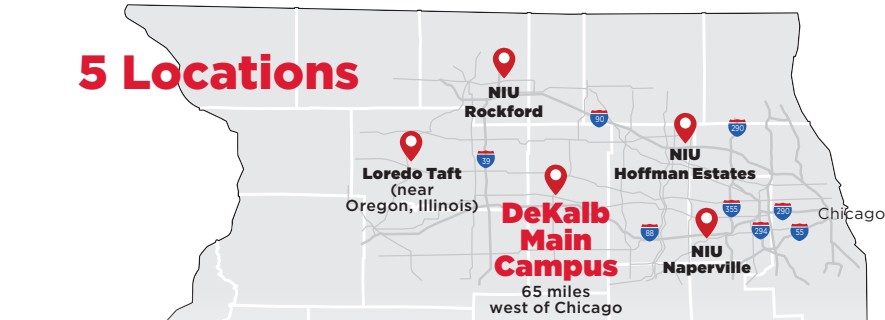
**69** Undergraduate      **32** Graduate



# Northern Illinois University Fast Facts

- **Recognized by the Brookings Institution** as the top-ranking Illinois public university in terms of upward mobility outcomes coupled with high research opportunities.
- **Commitment to affordability:** NIU has held tuition flat for the past four academic years, offers the most affordable law school education in the state and awards more than \$20 million in institutional aid to students each year. This institutional aid amount is anticipated to increase by \$5 million in FY20 as a result of the AIM High program's implementation.
- Among a small percentage of public institutions designated as **Innovation and Economic Prosperity Universities** by the Association of Public and Land-grant Universities (APLU) — acknowledging NIU as a university working with public and private sector partners to support economic development.
- The most recent economic impact study conducted shows NIU's impact on its region is **\$583 million annually**, which is seven times the university's state appropriation.

## 5 Locations



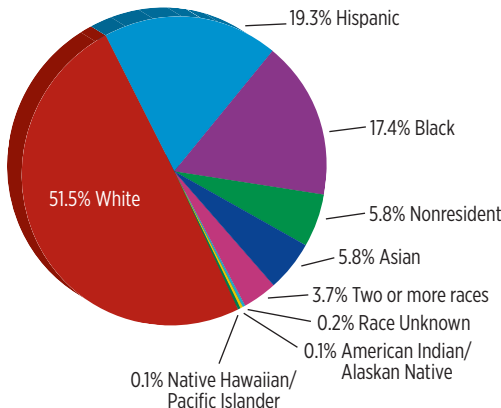
## Profile of Students

**Total Enrollment: 16,609**  
 Undergraduates: 12,131  
 Graduate Students: 4,204  
 Law Students: 274

More than **90%** of our undergraduates received some sort of federal aid, with one-third of students receiving a MAP Grant.

Illinois residents: **89.5%** of student population  
 Out-of-state: **5%** of student population  
 International: **5.5%** of student population

Ethnic/Racial Distribution



## Alumni Network

**245,000+** alumni of record, with **160,000+** living in Illinois.

### NIU in House District 50

*Keith R. Wheeler*



**474**  
2019 Enrollment



**88**  
Pell Recipients



**83**  
MAP Recipients



**5,304**  
Alumni



**142**  
Employees



**71**  
Vendors

### New Students



**322**  
Total Applications



**215**  
Accepted



**125**  
Enrolled

### Degrees Conferred

**106**  
Undergraduate

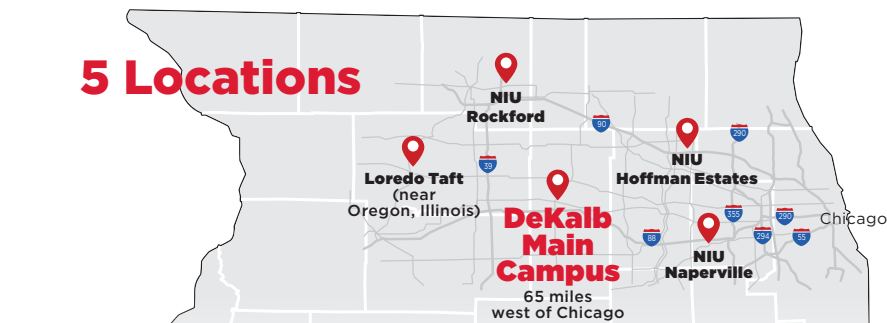
**33**  
Graduate



## Northern Illinois University Fast Facts

- **Recognized by the Brookings Institution** as the top-ranking Illinois public university in terms of upward mobility outcomes coupled with high research opportunities.
- **Commitment to affordability:** NIU has held tuition flat for the past four academic years, offers the most affordable law school education in the state and awards more than \$20 million in institutional aid to students each year. This institutional aid amount is anticipated to increase by \$5 million in FY20 as a result of the AIM High program's implementation.
- Among a small percentage of public institutions designated as **Innovation and Economic Prosperity Universities** by the Association of Public and Land-grant Universities (APLU) — acknowledging NIU as a university working with public and private sector partners to support economic development.
- The most recent economic impact study conducted shows NIU's impact on its region is **\$583 million annually**, which is seven times the university's state appropriation.

### 5 Locations



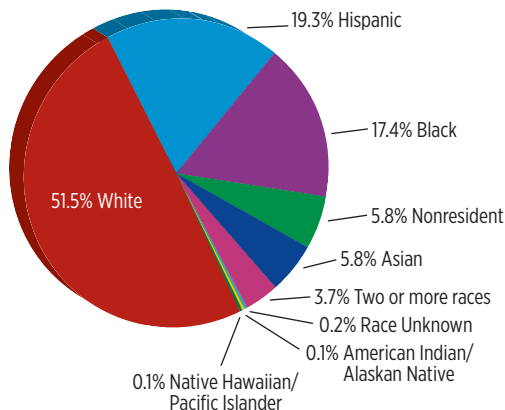
## Profile of Students

**Total Enrollment: 16,609**  
 Undergraduates: 12,131  
 Graduate Students: 4,204  
 Law Students: 274

More than **90%** of our undergraduates received some sort of federal aid, with one-third of students receiving a MAP Grant.

Illinois residents: **89.5%** of student population  
 Out-of-state: **5%** of student population  
 International: **5.5%** of student population

Ethnic/Racial Distribution




## Alumni Network

**245,000+** alumni of record, with **160,000+** living in Illinois.

### NIU in House District 51

*Mary Edly-Allen*



**152**  
2019 Enrollment



**18**  
Pell Recipients



**18**  
MAP Recipients



**3,394**  
Alumni



**6**  
Employees



**34**  
Vendors

### New Students



**98**  
Total Applications



**59**  
Accepted



**22**  
Enrolled

### Degrees Conferred

**45**  
Undergraduate

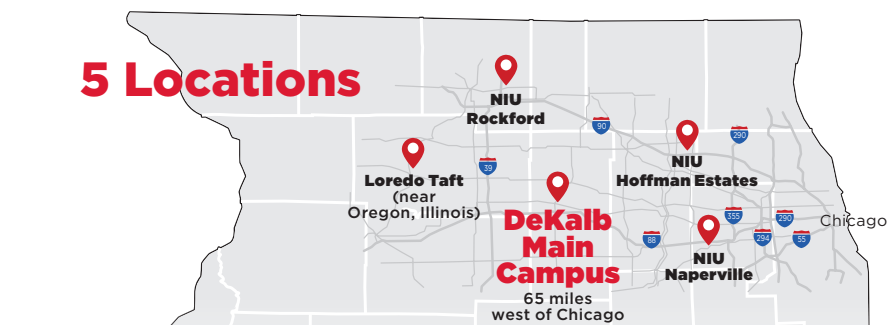
**15**  
Graduate



## Northern Illinois University Fast Facts

- **Recognized by the Brookings Institution** as the top-ranking Illinois public university in terms of upward mobility outcomes coupled with high research opportunities.
- **Commitment to affordability:** NIU has held tuition flat for the past four academic years, offers the most affordable law school education in the state and awards more than \$20 million in institutional aid to students each year. This institutional aid amount is anticipated to increase by \$5 million in FY20 as a result of the AIM High program's implementation.
- Among a small percentage of public institutions designated as **Innovation and Economic Prosperity Universities** by the Association of Public and Land-grant Universities (APLU) — acknowledging NIU as a university working with public and private sector partners to support economic development.
- The most recent economic impact study conducted shows NIU's impact on its region is **\$583 million annually**, which is seven times the university's state appropriation.

### 5 Locations



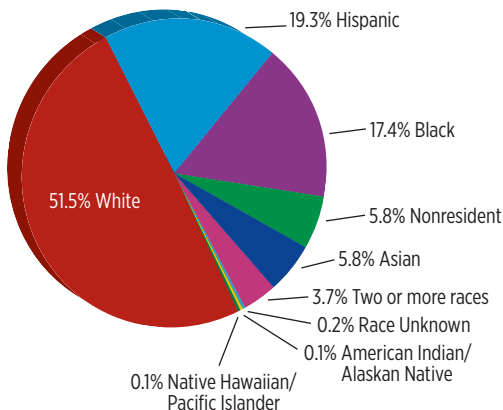
## Profile of Students

**Total Enrollment: 16,609**  
 Undergraduates: 12,131  
 Graduate Students: 4,204  
 Law Students: 274

More than **90%** of our undergraduates received some sort of federal aid, with one-third of students receiving a MAP Grant.

Illinois residents: **89.5%** of student population  
 Out-of-state: **5%** of student population  
 International: **5.5%** of student population

Ethnic/Racial Distribution



## Alumni Network

**245,000+** alumni of record, with **160,000+** living in Illinois.

### NIU in House District 52

*David McSweeney*



**295**  
2019 Enrollment

**77**  
Pell Recipients

**73**  
MAP Recipients

**3,602**  
Alumni

**16**  
Employees

**53**  
Vendors

### New Students

**207**  
Total Applications

**149**  
Accepted

**82**  
Enrolled

### Degrees Conferred

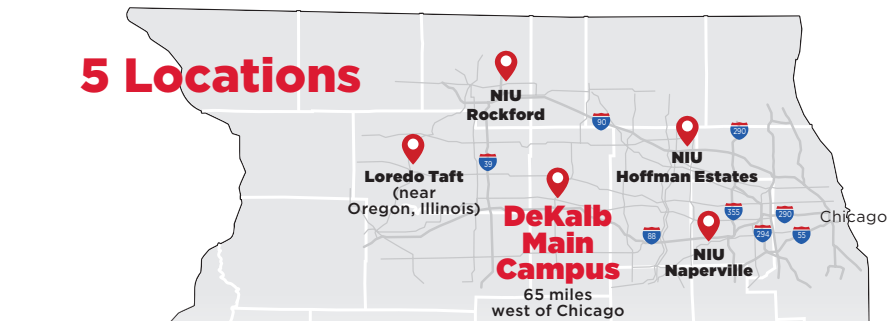
**93** Undergraduate      **17** Graduate



## Northern Illinois University Fast Facts

- **Recognized by the Brookings Institution** as the top-ranking Illinois public university in terms of upward mobility outcomes coupled with high research opportunities.
- **Commitment to affordability:** NIU has held tuition flat for the past four academic years, offers the most affordable law school education in the state and awards more than \$20 million in institutional aid to students each year. This institutional aid amount is anticipated to increase by \$5 million in FY20 as a result of the AIM High program's implementation.
- Among a small percentage of public institutions designated as **Innovation and Economic Prosperity Universities** by the Association of Public and Land-grant Universities (APLU) — acknowledging NIU as a university working with public and private sector partners to support economic development.
- The most recent economic impact study conducted shows NIU's impact on its region is **\$583 million annually**, which is seven times the university's state appropriation.

### 5 Locations



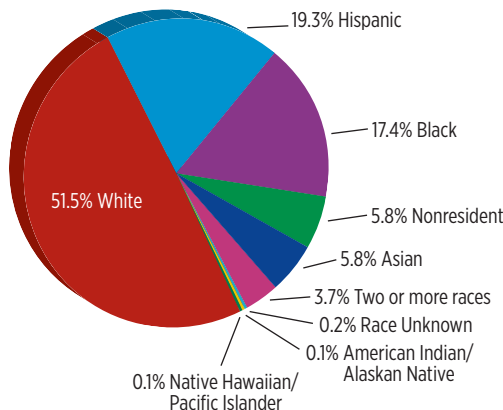
## Profile of Students

**Total Enrollment: 16,609**  
 Undergraduates: 12,131  
 Graduate Students: 4,204  
 Law Students: 274

More than **90%** of our undergraduates received some sort of federal aid, with one-third of students receiving a MAP Grant.

Illinois residents: **89.5%** of student population  
 Out-of-state: **5%** of student population  
 International: **5.5%** of student population

Ethnic/Racial Distribution




## Alumni Network

**245,000+** alumni of record, with **160,000+** living in Illinois.

### NIU in House District 53

*Mark L. Walker*



**145**  
2019 Enrollment



**28**  
Pell Recipients



**28**  
MAP Recipients



**2,745**  
Alumni



**7**  
Employees



**26**  
Vendors

### New Students



**137**  
Total Applications



**85**  
Accepted



**34**  
Enrolled

### Degrees Conferred

**41**

Undergraduate

**13**

Graduate

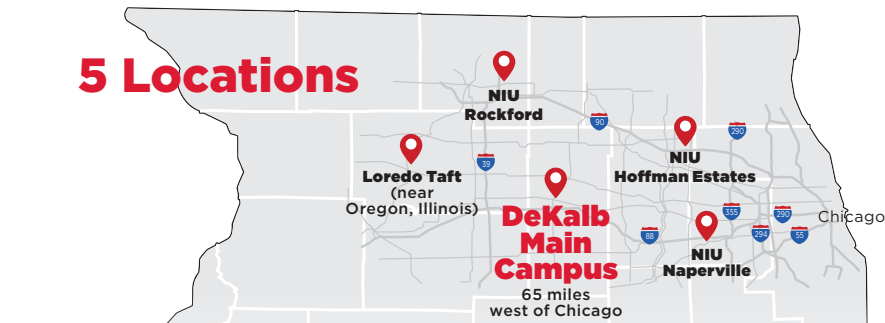




## Northern Illinois University Fast Facts

- **Recognized by the Brookings Institution** as the top-ranking Illinois public university in terms of upward mobility outcomes coupled with high research opportunities.
- **Commitment to affordability:** NIU has held tuition flat for the past four academic years, offers the most affordable law school education in the state and awards more than \$20 million in institutional aid to students each year. This institutional aid amount is anticipated to increase by \$5 million in FY20 as a result of the AIM High program's implementation.
- Among a small percentage of public institutions designated as **Innovation and Economic Prosperity Universities** by the Association of Public and Land-grant Universities (APLU) — acknowledging NIU as a university working with public and private sector partners to support economic development.
- The most recent economic impact study conducted shows NIU's impact on its region is **\$583 million annually**, which is seven times the university's state appropriation.

### 5 Locations



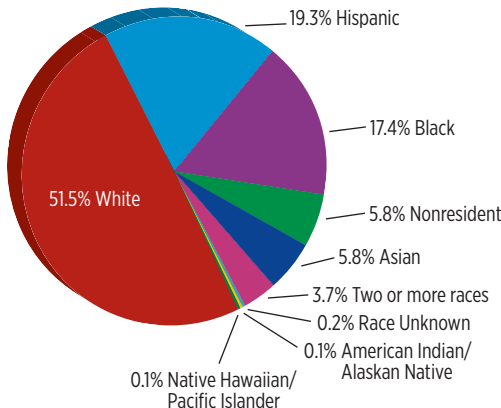
## Profile of Students

**Total Enrollment: 16,609**  
 Undergraduates: 12,131  
 Graduate Students: 4,204  
 Law Students: 274

More than **90%** of our undergraduates received some sort of federal aid, with one-third of students receiving a MAP Grant.

Illinois residents: **89.5%** of student population  
 Out-of-state: **5%** of student population  
 International: **5.5%** of student population

Ethnic/Racial Distribution



## Alumni Network

**245,000+** alumni of record, with **160,000+** living in Illinois.

### NIU in House District 54

*Thomas Morrison*



**167**  
2019 Enrollment



**25**  
Pell Recipients



**24**  
MAP Recipients



**3,393**  
Alumni



**19**  
Employees



**105**  
Vendors

### New Students



**184**  
Total Applications



**131**  
Accepted



**61**  
Enrolled

### Degrees Conferred

**40**  
Undergraduate

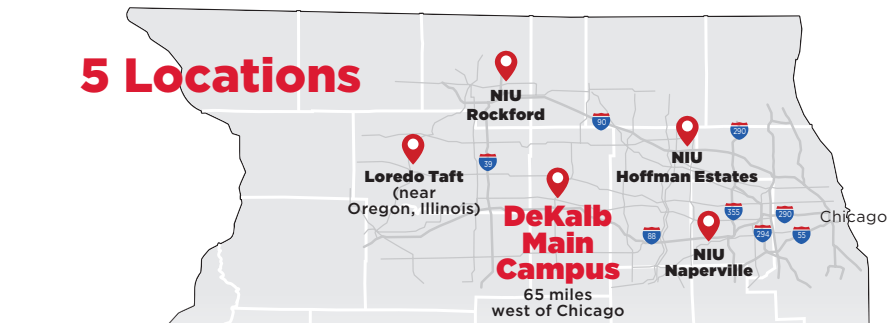
**16**  
Graduate



## Northern Illinois University Fast Facts

- **Recognized by the Brookings Institution** as the top-ranking Illinois public university in terms of upward mobility outcomes coupled with high research opportunities.
- **Commitment to affordability:** NIU has held tuition flat for the past four academic years, offers the most affordable law school education in the state and awards more than \$20 million in institutional aid to students each year. This institutional aid amount is anticipated to increase by \$5 million in FY20 as a result of the AIM High program's implementation.
- Among a small percentage of public institutions designated as **Innovation and Economic Prosperity Universities** by the Association of Public and Land-grant Universities (APLU) — acknowledging NIU as a university working with public and private sector partners to support economic development.
- The most recent economic impact study conducted shows NIU's impact on its region is **\$583 million annually**, which is seven times the university's state appropriation.

### 5 Locations



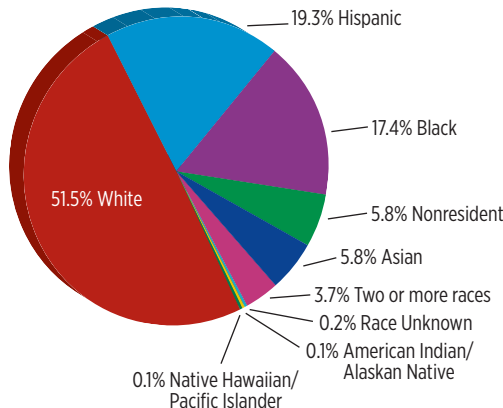
## Profile of Students

**Total Enrollment: 16,609**  
 Undergraduates: 12,131  
 Graduate Students: 4,204  
 Law Students: 274

More than **90%** of our undergraduates received some sort of federal aid, with one-third of students receiving a MAP Grant.

Illinois residents: **89.5%** of student population  
 Out-of-state: **5%** of student population  
 International: **5.5%** of student population

Ethnic/Racial Distribution



## Alumni Network

**245,000+** alumni of record, with **160,000+** living in Illinois.

### NIU in House District 55

*Martin J. Moylan*



**107**  
2019 Enrollment



**37**  
Pell Recipients



**37**  
MAP Recipients



**1,541**  
Alumni



**9**  
Employees



**70**  
Vendors

### New Students



**154**  
Total Applications



**88**  
Accepted



**36**  
Enrolled

### Degrees Conferred

**32**

Undergraduate

**8**

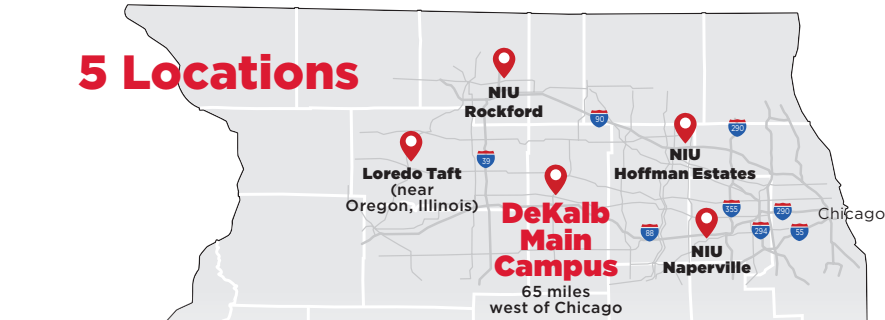
Graduate



## Northern Illinois University Fast Facts

- **Recognized by the Brookings Institution** as the top-ranking Illinois public university in terms of upward mobility outcomes coupled with high research opportunities.
- **Commitment to affordability:** NIU has held tuition flat for the past four academic years, offers the most affordable law school education in the state and awards more than \$20 million in institutional aid to students each year. This institutional aid amount is anticipated to increase by \$5 million in FY20 as a result of the AIM High program's implementation.
- Among a small percentage of public institutions designated as **Innovation and Economic Prosperity Universities** by the Association of Public and Land-grant Universities (APLU) — acknowledging NIU as a university working with public and private sector partners to support economic development.
- The most recent economic impact study conducted shows NIU's impact on its region is **\$583 million annually**, which is seven times the university's state appropriation.

### 5 Locations



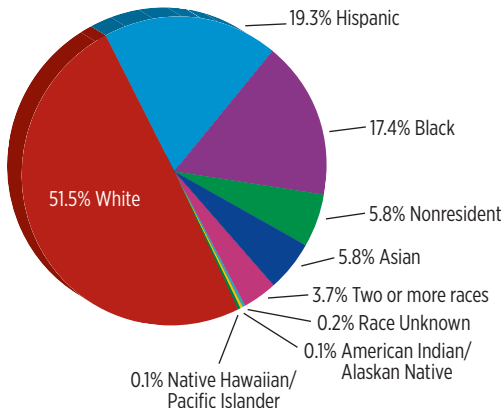
## Profile of Students

**Total Enrollment: 16,609**  
 Undergraduates: 12,131  
 Graduate Students: 4,204  
 Law Students: 274

More than **90%** of our undergraduates received some sort of federal aid, with one-third of students receiving a MAP Grant.

Illinois residents: **89.5%** of student population  
 Out-of-state: **5%** of student population  
 International: **5.5%** of student population

Ethnic/Racial Distribution



## Alumni Network

**245,000+** alumni of record, with **160,000+** living in Illinois.

### NIU in House District 56

*Michelle Mussman*



**224**  
2019 Enrollment



**68**  
Pell Recipients



**65**  
MAP Recipients



**2,742**  
Alumni



**13**  
Employees



**53**  
Vendors

### New Students



**190**  
Total Applications



**126**  
Accepted



**64**  
Enrolled

### Degrees Conferred

**50**  
Undergraduate

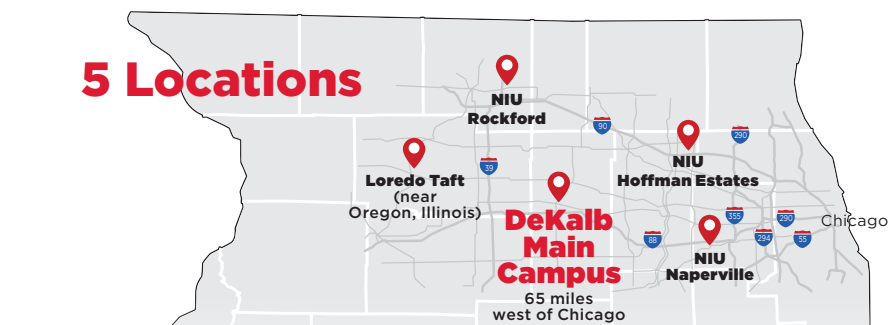
**10**  
Graduate



## Northern Illinois University Fast Facts

- **Recognized by the Brookings Institution** as the top-ranking Illinois public university in terms of upward mobility outcomes coupled with high research opportunities.
- **Commitment to affordability:** NIU has held tuition flat for the past four academic years, offers the most affordable law school education in the state and awards more than \$20 million in institutional aid to students each year. This institutional aid amount is anticipated to increase by \$5 million in FY20 as a result of the AIM High program's implementation.
- Among a small percentage of public institutions designated as **Innovation and Economic Prosperity Universities** by the Association of Public and Land-grant Universities (APLU) — acknowledging NIU as a university working with public and private sector partners to support economic development.
- The most recent economic impact study conducted shows NIU's impact on its region is **\$583 million annually**, which is seven times the university's state appropriation.

### 5 Locations



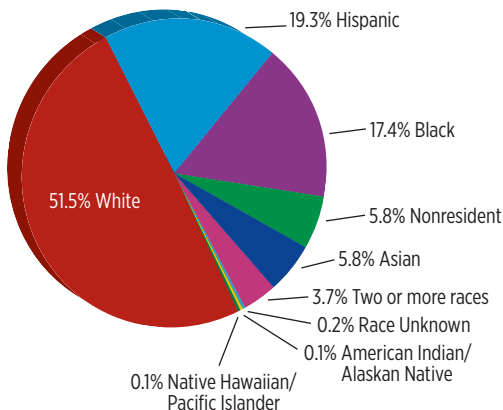
## Profile of Students

**Total Enrollment: 16,609**  
 Undergraduates: 12,131  
 Graduate Students: 4,204  
 Law Students: 274

More than **90%** of our undergraduates received some sort of federal aid, with one-third of students receiving a MAP Grant.

Illinois residents: **89.5%** of student population  
 Out-of-state: **5%** of student population  
 International: **5.5%** of student population

Ethnic/Racial Distribution



## Alumni Network

**245,000+** alumni of record, with **160,000+** living in Illinois.

### NIU in House District 57

*Jonathan Carroll*



**116**  
2019 Enrollment

**42**  
Pell Recipients

**45**  
MAP Recipients

**1,691**  
Alumni

**4**  
Employees

**19**  
Vendors

### New Students

**133**  
Total Applications

**87**  
Accepted

**47**  
Enrolled

### Degrees Conferred

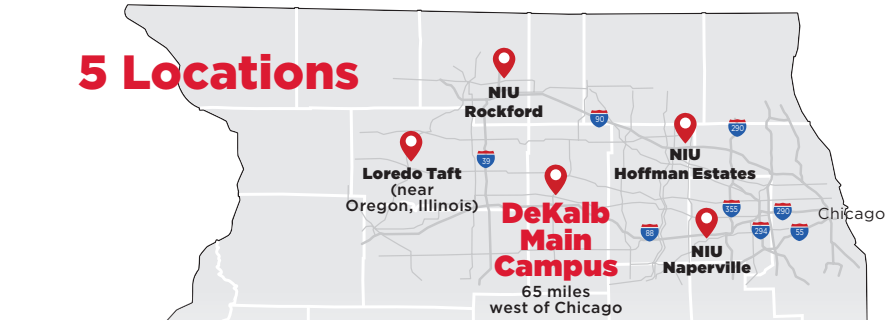
**29** Undergraduate      **12** Graduate



## Northern Illinois University Fast Facts

- **Recognized by the Brookings Institution** as the top-ranking Illinois public university in terms of upward mobility outcomes coupled with high research opportunities.
- **Commitment to affordability:** NIU has held tuition flat for the past four academic years, offers the most affordable law school education in the state and awards more than \$20 million in institutional aid to students each year. This institutional aid amount is anticipated to increase by \$5 million in FY20 as a result of the AIM High program's implementation.
- Among a small percentage of public institutions designated as **Innovation and Economic Prosperity Universities** by the Association of Public and Land-grant Universities (APLU) — acknowledging NIU as a university working with public and private sector partners to support economic development.
- The most recent economic impact study conducted shows NIU's impact on its region is **\$583 million annually**, which is seven times the university's state appropriation.

### 5 Locations



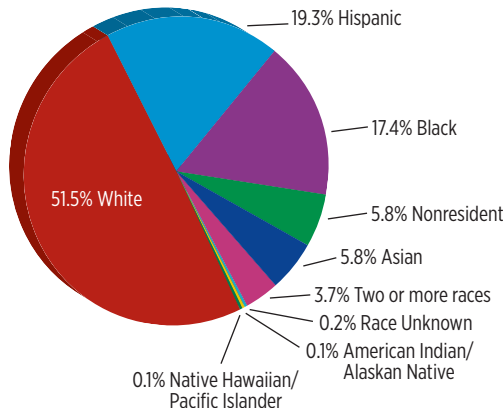
## Profile of Students

**Total Enrollment: 16,609**  
 Undergraduates: 12,131  
 Graduate Students: 4,204  
 Law Students: 274

More than **90%** of our undergraduates received some sort of federal aid, with one-third of students receiving a MAP Grant.

Illinois residents: **89.5%** of student population  
 Out-of-state: **5%** of student population  
 International: **5.5%** of student population

Ethnic/Racial Distribution




## Alumni Network

**245,000+** alumni of record, with **160,000+** living in Illinois.

### NIU in House District 58

*Bob Morgan*



**43**  
2019 Enrollment



**4**  
Pell Recipients



**4**  
MAP Recipients



**1,212**  
Alumni



**2**  
Employees



**38**  
Vendors

### New Students



**38**  
Total Applications



**19**  
Accepted



**6**  
Enrolled

### Degrees Conferred

**9**

Undergraduate

**6**

Graduate

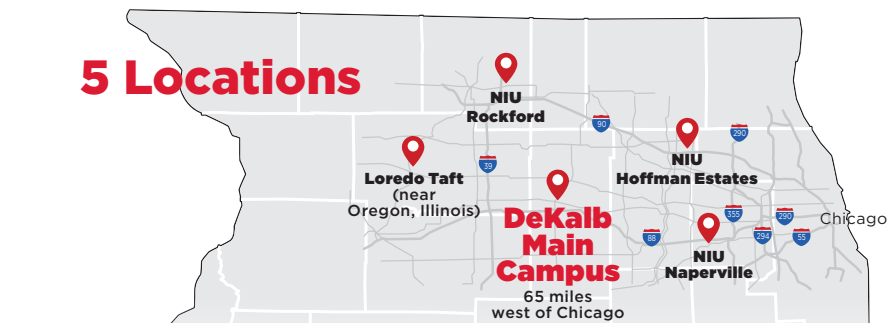




## Northern Illinois University Fast Facts

- **Recognized by the Brookings Institution** as the top-ranking Illinois public university in terms of upward mobility outcomes coupled with high research opportunities.
- **Commitment to affordability:** NIU has held tuition flat for the past four academic years, offers the most affordable law school education in the state and awards more than \$20 million in institutional aid to students each year. This institutional aid amount is anticipated to increase by \$5 million in FY20 as a result of the AIM High program's implementation.
- Among a small percentage of public institutions designated as **Innovation and Economic Prosperity Universities** by the Association of Public and Land-grant Universities (APLU) — acknowledging NIU as a university working with public and private sector partners to support economic development.
- The most recent economic impact study conducted shows NIU's impact on its region is **\$583 million annually**, which is seven times the university's state appropriation.

### 5 Locations



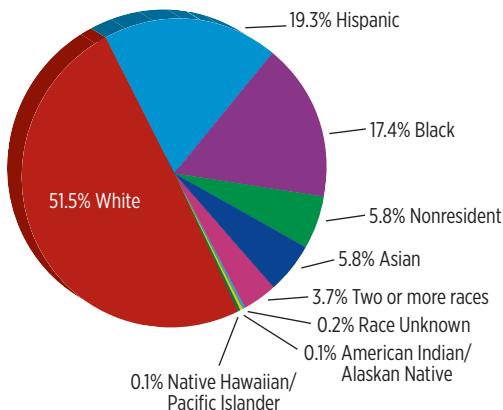
## Profile of Students

**Total Enrollment: 16,609**  
 Undergraduates: 12,131  
 Graduate Students: 4,204  
 Law Students: 274

More than **90%** of our undergraduates received some sort of federal aid, with one-third of students receiving a MAP Grant.

Illinois residents: **89.5%** of student population  
 Out-of-state: **5%** of student population  
 International: **5.5%** of student population

Ethnic/Racial Distribution




## Alumni Network

**245,000+** alumni of record, with **160,000+** living in Illinois.

### NIU in House District 59

*Daniel Didech*



**102**  
2019 Enrollment



**35**  
Pell Recipients



**35**  
MAP Recipients



**1,908**  
Alumni



**4**  
Employees



**42**  
Vendors

### New Students



**121**  
Total Applications



**65**  
Accepted



**24**  
Enrolled

### Degrees Conferred

**16**

Undergraduate

**12**

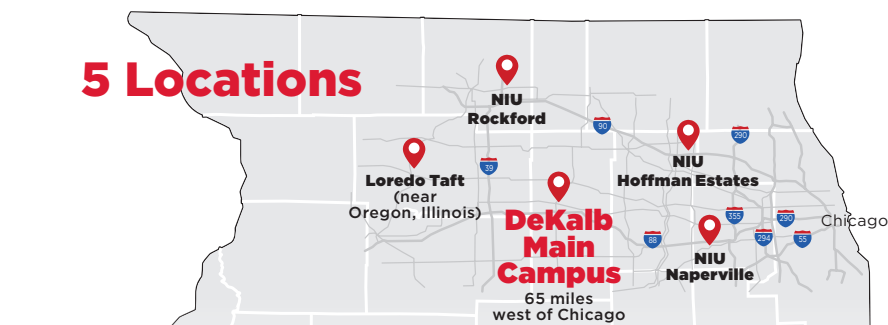
Graduate



## Northern Illinois University Fast Facts

- **Recognized by the Brookings Institution** as the top-ranking Illinois public university in terms of upward mobility outcomes coupled with high research opportunities.
- **Commitment to affordability:** NIU has held tuition flat for the past four academic years, offers the most affordable law school education in the state and awards more than \$20 million in institutional aid to students each year. This institutional aid amount is anticipated to increase by \$5 million in FY20 as a result of the AIM High program's implementation.
- Among a small percentage of public institutions designated as **Innovation and Economic Prosperity Universities** by the Association of Public and Land-grant Universities (APLU) — acknowledging NIU as a university working with public and private sector partners to support economic development.
- The most recent economic impact study conducted shows NIU's impact on its region is **\$583 million annually**, which is seven times the university's state appropriation.

### 5 Locations



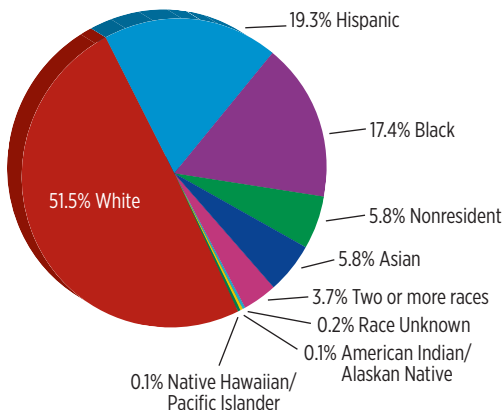
## Profile of Students

**Total Enrollment: 16,609**  
 Undergraduates: 12,131  
 Graduate Students: 4,204  
 Law Students: 274

More than **90%** of our undergraduates received some sort of federal aid, with one-third of students receiving a MAP Grant.

Illinois residents: **89.5%** of student population  
 Out-of-state: **5%** of student population  
 International: **5.5%** of student population

Ethnic/Racial Distribution



## Alumni Network

**245,000+** alumni of record, with **160,000+** living in Illinois.

### NIU in House District 60

*Rita Mayfield*



**95**  
2019 Enrollment



**54**  
Pell Recipients



**52**  
MAP Recipients



**525**  
Alumni



**0**  
Employees



**5**  
Vendors

### New Students



**213**  
Total Applications



**119**  
Accepted



**36**  
Enrolled

### Degrees Conferred

**17**

Undergraduate

**2**

Graduate