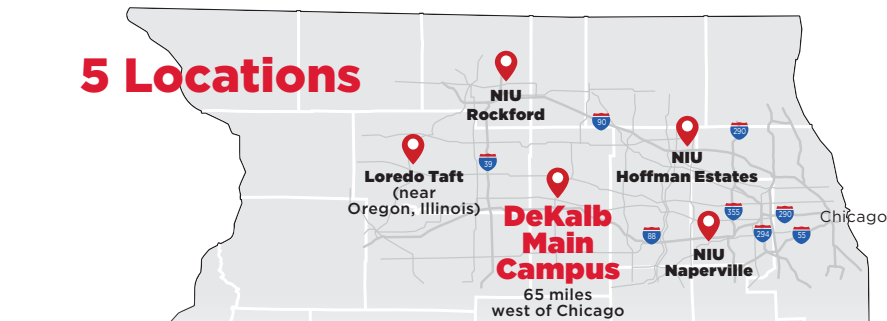




Northern Illinois University Fast Facts

- **Recognized by the Brookings Institution** as the top-ranking Illinois public university in terms of upward mobility outcomes coupled with high research opportunities.
- **Commitment to affordability:** NIU has held tuition flat for the past four academic years, offers the most affordable law school education in the state and awards more than \$20 million in institutional aid to students each year. This institutional aid amount is anticipated to increase by \$5 million in FY20 as a result of the AIM High program's implementation.
- Among a small percentage of public institutions designated as **Innovation and Economic Prosperity Universities** by the Association of Public and Land-grant Universities (APLU) — acknowledging NIU as a university working with public and private sector partners to support economic development.
- The most recent economic impact study conducted shows NIU's impact on its region is **\$583 million annually**, which is seven times the university's state appropriation.

5 Locations



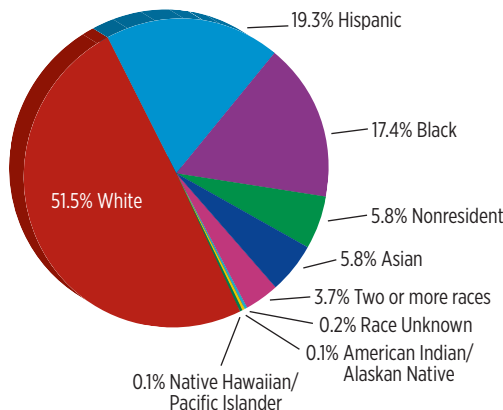
Profile of Students

Total Enrollment: 16,609
 Undergraduates: 12,131
 Graduate Students: 4,204
 Law Students: 274

More than **90%** of our undergraduates received some sort of federal aid, with one-third of students receiving a MAP Grant.

Illinois residents: **89.5%** of student population
 Out-of-state: **5%** of student population
 International: **5.5%** of student population

Ethnic/Racial Distribution




Alumni Network

245,000+ alumni of record, with **160,000+** living in Illinois.

NIU in House District 101

Dan Caulkins



28
2019 Enrollment



3
Pell Recipients



3
MAP Recipients



294
Alumni



3
Employees



6
Vendors

New Students



29
Total Applications



19
Accepted



10
Enrolled

Degrees Conferred

7

Undergraduate

1

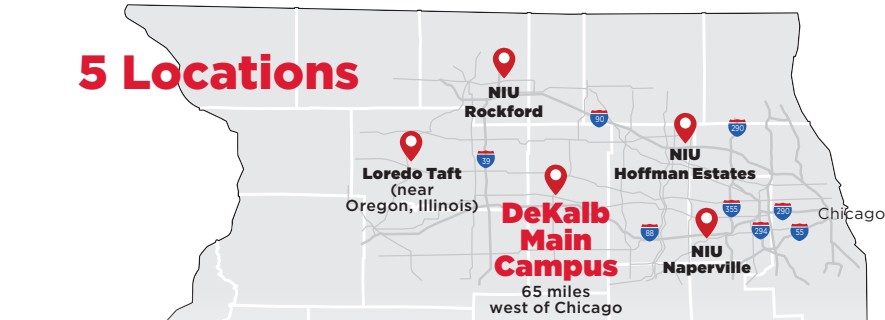
Graduate



Northern Illinois University Fast Facts

- **Recognized by the Brookings Institution** as the top-ranking Illinois public university in terms of upward mobility outcomes coupled with high research opportunities.
- **Commitment to affordability:** NIU has held tuition flat for the past four academic years, offers the most affordable law school education in the state and awards more than \$20 million in institutional aid to students each year. This institutional aid amount is anticipated to increase by \$5 million in FY20 as a result of the AIM High program's implementation.
- Among a small percentage of public institutions designated as **Innovation and Economic Prosperity Universities** by the Association of Public and Land-grant Universities (APLU) — acknowledging NIU as a university working with public and private sector partners to support economic development.
- The most recent economic impact study conducted shows NIU's impact on its region is **\$583 million annually**, which is seven times the university's state appropriation.

5 Locations



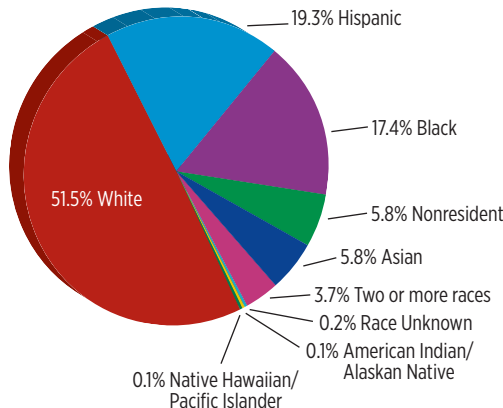
Profile of Students

Total Enrollment: 16,609
 Undergraduates: 12,131
 Graduate Students: 4,204
 Law Students: 274

More than **90%** of our undergraduates received some sort of federal aid, with one-third of students receiving a MAP Grant.

Illinois residents: **89.5%** of student population
 Out-of-state: **5%** of student population
 International: **5.5%** of student population

Ethnic/Racial Distribution



Alumni Network

245,000+ alumni of record, with **160,000+** living in Illinois.

NIU in House District 102

Brad Halbrook



11
2019 Enrollment



2
Pell Recipients



3
MAP Recipients



160
Alumni



0
Employees



14
Vendors

New Students



24
Total Applications



10
Accepted



4
Enrolled

Degrees Conferred

3

Undergraduate

3

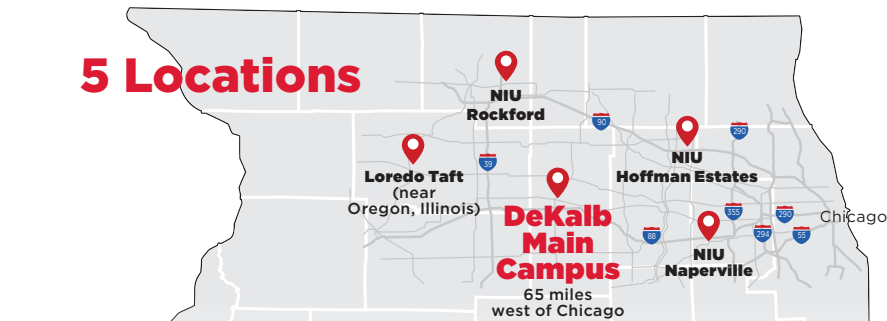
Graduate



Northern Illinois University Fast Facts

- **Recognized by the Brookings Institution** as the top-ranking Illinois public university in terms of upward mobility outcomes coupled with high research opportunities.
- **Commitment to affordability:** NIU has held tuition flat for the past four academic years, offers the most affordable law school education in the state and awards more than \$20 million in institutional aid to students each year. This institutional aid amount is anticipated to increase by \$5 million in FY20 as a result of the AIM High program's implementation.
- Among a small percentage of public institutions designated as **Innovation and Economic Prosperity Universities** by the Association of Public and Land-grant Universities (APLU) — acknowledging NIU as a university working with public and private sector partners to support economic development.
- The most recent economic impact study conducted shows NIU's impact on its region is **\$583 million annually**, which is seven times the university's state appropriation.

5 Locations



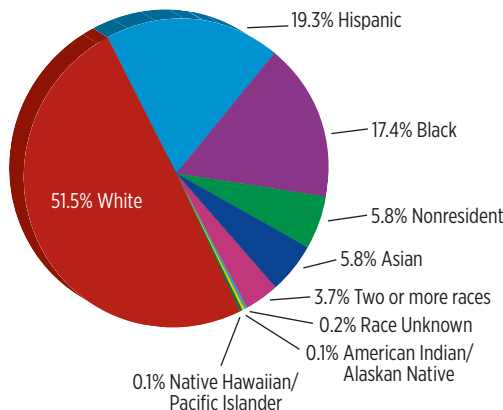
Profile of Students

Total Enrollment: 16,609
 Undergraduates: 12,131
 Graduate Students: 4,204
 Law Students: 274

More than **90%** of our undergraduates received some sort of federal aid, with one-third of students receiving a MAP Grant.

Illinois residents: **89.5%** of student population
 Out-of-state: **5%** of student population
 International: **5.5%** of student population

Ethnic/Racial Distribution




Alumni Network

245,000+ alumni of record, with **160,000+** living in Illinois.

NIU in House District 103

Carol Ammons



13
2019 Enrollment



4
Pell Recipients



5
MAP Recipients



207
Alumni



5
Employees



152
Vendors

New Students



37
Total Applications



16
Accepted



4
Enrolled

Degrees Conferred

5

Undergraduate

0

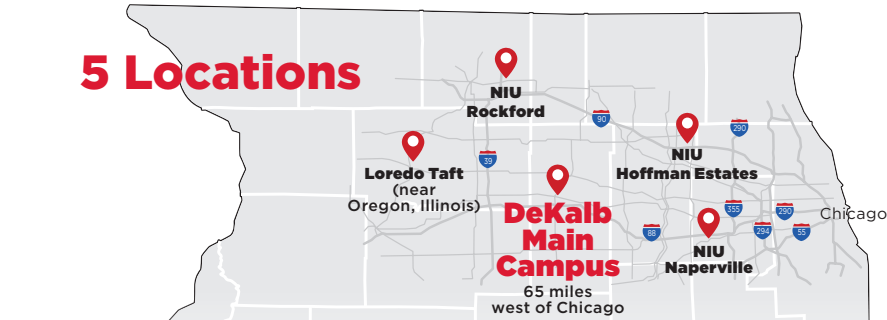
Graduate



Northern Illinois University Fast Facts

- **Recognized by the Brookings Institution** as the top-ranking Illinois public university in terms of upward mobility outcomes coupled with high research opportunities.
- **Commitment to affordability:** NIU has held tuition flat for the past four academic years, offers the most affordable law school education in the state and awards more than \$20 million in institutional aid to students each year. This institutional aid amount is anticipated to increase by \$5 million in FY20 as a result of the AIM High program's implementation.
- Among a small percentage of public institutions designated as **Innovation and Economic Prosperity Universities** by the Association of Public and Land-grant Universities (APLU) — acknowledging NIU as a university working with public and private sector partners to support economic development.
- The most recent economic impact study conducted shows NIU's impact on its region is **\$583 million annually**, which is seven times the university's state appropriation.

5 Locations



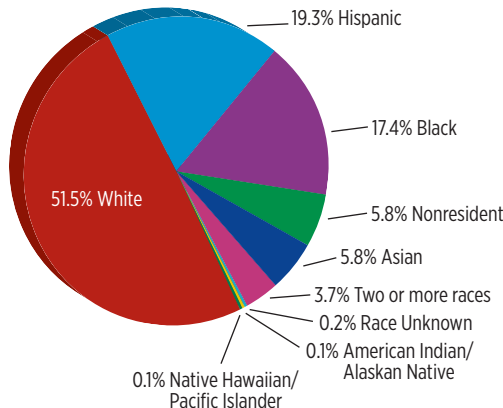
Profile of Students

Total Enrollment: 16,609
 Undergraduates: 12,131
 Graduate Students: 4,204
 Law Students: 274

More than **90%** of our undergraduates received some sort of federal aid, with one-third of students receiving a MAP Grant.

Illinois residents: **89.5%** of student population
 Out-of-state: **5%** of student population
 International: **5.5%** of student population

Ethnic/Racial Distribution




Alumni Network

245,000+ alumni of record, with **160,000+** living in Illinois.

NIU in House District 104

Michael T. Marron



17
2019 Enrollment



9
Pell Recipients



8
MAP Recipients



229
Alumni



3
Employees



23
Vendors

New Students



23
Total Applications



8
Accepted



2
Enrolled

Degrees Conferred

2

Undergraduate

0

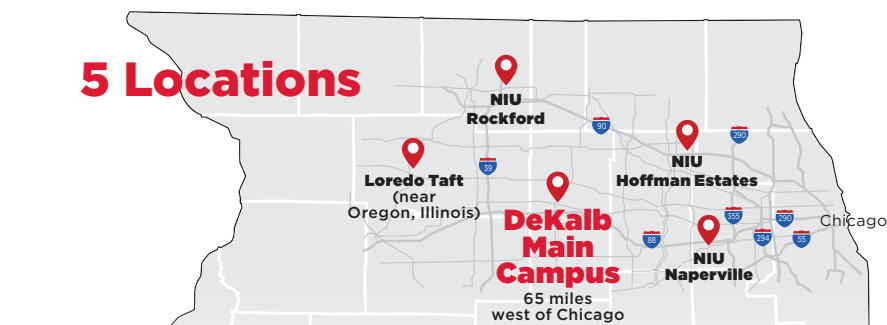
Graduate



Northern Illinois University Fast Facts

- **Recognized by the Brookings Institution** as the top-ranking Illinois public university in terms of upward mobility outcomes coupled with high research opportunities.
- **Commitment to affordability:** NIU has held tuition flat for the past four academic years, offers the most affordable law school education in the state and awards more than \$20 million in institutional aid to students each year. This institutional aid amount is anticipated to increase by \$5 million in FY20 as a result of the AIM High program's implementation.
- Among a small percentage of public institutions designated as **Innovation and Economic Prosperity Universities** by the Association of Public and Land-grant Universities (APLU) — acknowledging NIU as a university working with public and private sector partners to support economic development.
- The most recent economic impact study conducted shows NIU's impact on its region is **\$583 million annually**, which is seven times the university's state appropriation.

5 Locations



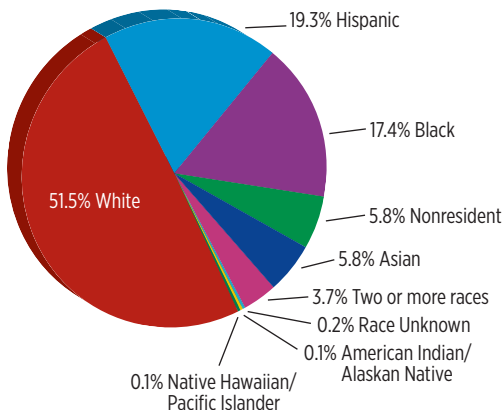
Profile of Students

Total Enrollment: 16,609
 Undergraduates: 12,131
 Graduate Students: 4,204
 Law Students: 274

More than **90%** of our undergraduates received some sort of federal aid, with one-third of students receiving a MAP Grant.

Illinois residents: **89.5%** of student population
 Out-of-state: **5%** of student population
 International: **5.5%** of student population

Ethnic/Racial Distribution



Alumni Network

245,000+ alumni of record, with **160,000+** living in Illinois.

NIU in House District 105

Dan Brady



41
2019 Enrollment



8
Pell Recipients



9
MAP Recipients



516
Alumni



8
Employees



41
Vendors

New Students



44
Total Applications



35
Accepted



11
Enrolled

Degrees Conferred

15

Undergraduate

2

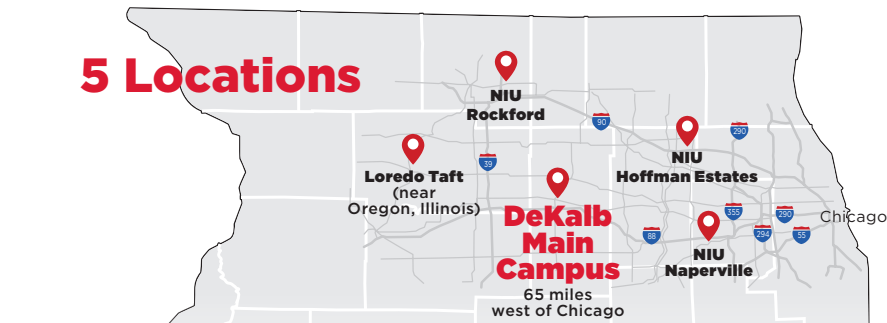
Graduate



Northern Illinois University Fast Facts

- **Recognized by the Brookings Institution** as the top-ranking Illinois public university in terms of upward mobility outcomes coupled with high research opportunities.
- **Commitment to affordability:** NIU has held tuition flat for the past four academic years, offers the most affordable law school education in the state and awards more than \$20 million in institutional aid to students each year. This institutional aid amount is anticipated to increase by \$5 million in FY20 as a result of the AIM High program's implementation.
- Among a small percentage of public institutions designated as **Innovation and Economic Prosperity Universities** by the Association of Public and Land-grant Universities (APLU) — acknowledging NIU as a university working with public and private sector partners to support economic development.
- The most recent economic impact study conducted shows NIU's impact on its region is **\$583 million annually**, which is seven times the university's state appropriation.

5 Locations



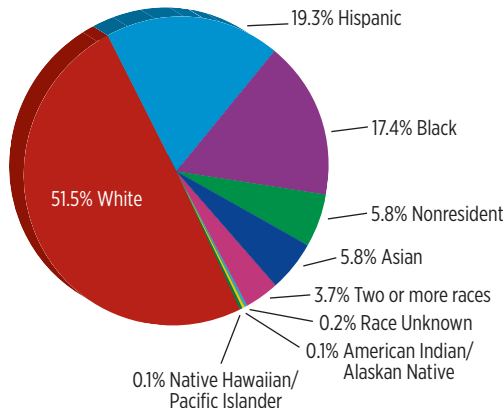
Profile of Students

Total Enrollment: 16,609
 Undergraduates: 12,131
 Graduate Students: 4,204
 Law Students: 274

More than **90%** of our undergraduates received some sort of federal aid, with one-third of students receiving a MAP Grant.

Illinois residents: **89.5%** of student population
 Out-of-state: **5%** of student population
 International: **5.5%** of student population

Ethnic/Racial Distribution



Alumni Network

245,000+ alumni of record, with **160,000+** living in Illinois.

NIU in House District 106

Thomas M. Bennett



41
2019 Enrollment



12
Pell Recipients



14
MAP Recipients



309
Alumni



2
Employees



16
Vendors

New Students



37
Total Applications



22
Accepted



9
Enrolled

Degrees Conferred

11

Undergraduate

1

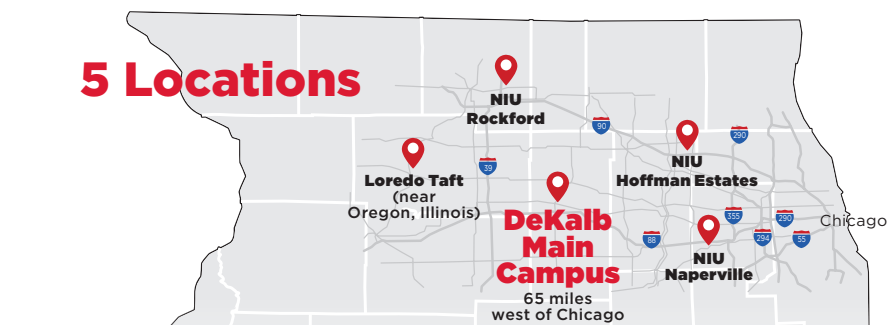
Graduate



Northern Illinois University Fast Facts

- **Recognized by the Brookings Institution** as the top-ranking Illinois public university in terms of upward mobility outcomes coupled with high research opportunities.
- **Commitment to affordability:** NIU has held tuition flat for the past four academic years, offers the most affordable law school education in the state and awards more than \$20 million in institutional aid to students each year. This institutional aid amount is anticipated to increase by \$5 million in FY20 as a result of the AIM High program's implementation.
- Among a small percentage of public institutions designated as **Innovation and Economic Prosperity Universities** by the Association of Public and Land-grant Universities (APLU) — acknowledging NIU as a university working with public and private sector partners to support economic development.
- The most recent economic impact study conducted shows NIU's impact on its region is **\$583 million annually**, which is seven times the university's state appropriation.

5 Locations



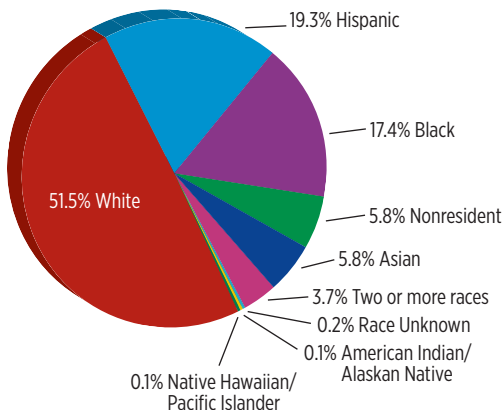
Profile of Students

Total Enrollment: 16,609
 Undergraduates: 12,131
 Graduate Students: 4,204
 Law Students: 274

More than **90%** of our undergraduates received some sort of federal aid, with one-third of students receiving a MAP Grant.

Illinois residents: **89.5%** of student population
 Out-of-state: **5%** of student population
 International: **5.5%** of student population

Ethnic/Racial Distribution



Alumni Network

245,000+ alumni of record, with **160,000+** living in Illinois.

NIU in House District 107

Blaine Wilhour



8

2019 Enrollment



1

Pell Recipients



1

MAP Recipients



57

Alumni



2

Employees



5

Vendors

New Students



10

Total Applications



7

Accepted



4

Enrolled

Degrees Conferred

0

Undergraduate

1

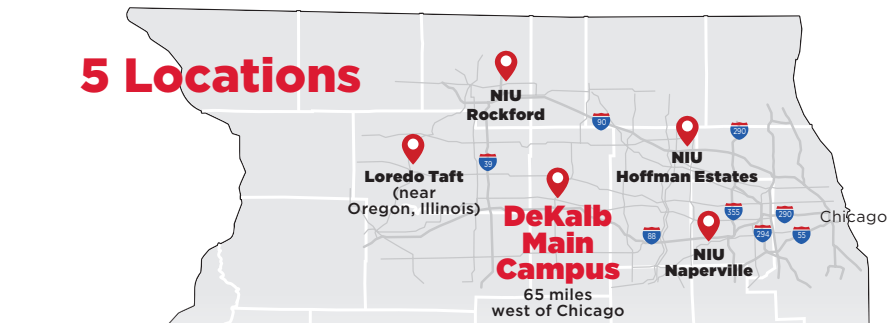
Graduate



Northern Illinois University Fast Facts

- **Recognized by the Brookings Institution** as the top-ranking Illinois public university in terms of upward mobility outcomes coupled with high research opportunities.
- **Commitment to affordability:** NIU has held tuition flat for the past four academic years, offers the most affordable law school education in the state and awards more than \$20 million in institutional aid to students each year. This institutional aid amount is anticipated to increase by \$5 million in FY20 as a result of the AIM High program's implementation.
- Among a small percentage of public institutions designated as **Innovation and Economic Prosperity Universities** by the Association of Public and Land-grant Universities (APLU) — acknowledging NIU as a university working with public and private sector partners to support economic development.
- The most recent economic impact study conducted shows NIU's impact on its region is **\$583 million annually**, which is seven times the university's state appropriation.

5 Locations



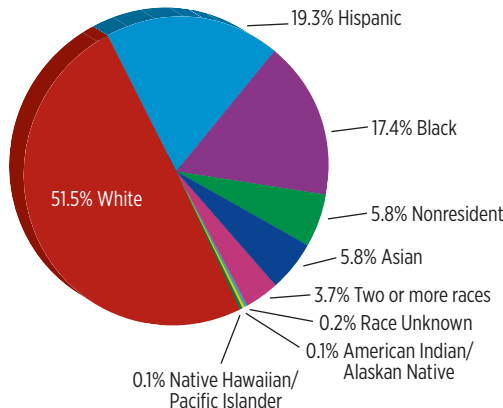
Profile of Students

Total Enrollment: 16,609
 Undergraduates: 12,131
 Graduate Students: 4,204
 Law Students: 274

More than **90%** of our undergraduates received some sort of federal aid, with one-third of students receiving a MAP Grant.

Illinois residents: **89.5%** of student population
 Out-of-state: **5%** of student population
 International: **5.5%** of student population

Ethnic/Racial Distribution



Alumni Network

245,000+ alumni of record, with **160,000+** living in Illinois.

NIU in House District 108

Charles Meier



10
2019 Enrollment



3
Pell Recipients



3
MAP Recipients



117
Alumni



1
Employees



4
Vendors

New Students



8
Total Applications



6
Accepted



1
Enrolled

Degrees Conferred

4

Undergraduate

2

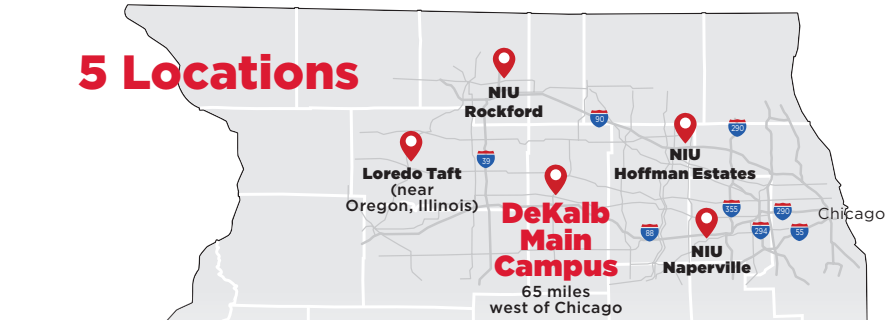
Graduate



Northern Illinois University Fast Facts

- **Recognized by the Brookings Institution** as the top-ranking Illinois public university in terms of upward mobility outcomes coupled with high research opportunities.
- **Commitment to affordability:** NIU has held tuition flat for the past four academic years, offers the most affordable law school education in the state and awards more than \$20 million in institutional aid to students each year. This institutional aid amount is anticipated to increase by \$5 million in FY20 as a result of the AIM High program's implementation.
- Among a small percentage of public institutions designated as **Innovation and Economic Prosperity Universities** by the Association of Public and Land-grant Universities (APLU) — acknowledging NIU as a university working with public and private sector partners to support economic development.
- The most recent economic impact study conducted shows NIU's impact on its region is **\$583 million annually**, which is seven times the university's state appropriation.

5 Locations



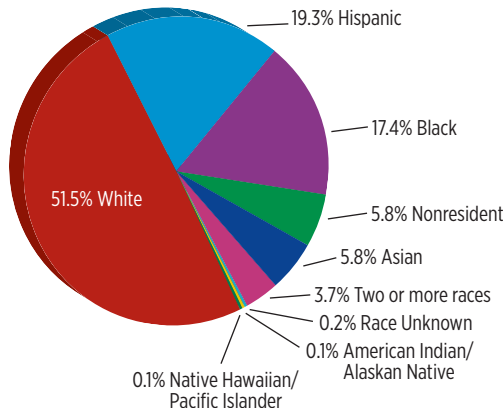
Profile of Students

Total Enrollment: 16,609
 Undergraduates: 12,131
 Graduate Students: 4,204
 Law Students: 274

More than **90%** of our undergraduates received some sort of federal aid, with one-third of students receiving a MAP Grant.

Illinois residents: **89.5%** of student population
 Out-of-state: **5%** of student population
 International: **5.5%** of student population

Ethnic/Racial Distribution



Alumni Network

245,000+ alumni of record, with **160,000+** living in Illinois.

NIU in House District 109

Darren Bailey



4
2019 Enrollment



0
Pell Recipients



1
MAP Recipients



45
Alumni



0
Employees



1
Vendors

New Students



6
Total Applications



4
Accepted



2
Enrolled

Degrees Conferred

0

Undergraduate

0

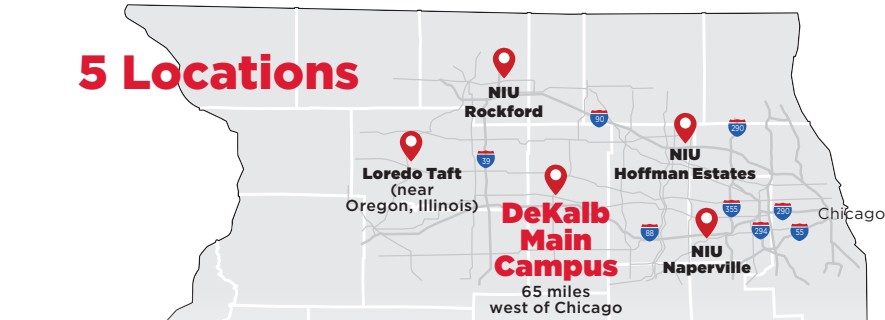
Graduate



Northern Illinois University Fast Facts

- **Recognized by the Brookings Institution** as the top-ranking Illinois public university in terms of upward mobility outcomes coupled with high research opportunities.
- **Commitment to affordability:** NIU has held tuition flat for the past four academic years, offers the most affordable law school education in the state and awards more than \$20 million in institutional aid to students each year. This institutional aid amount is anticipated to increase by \$5 million in FY20 as a result of the AIM High program's implementation.
- Among a small percentage of public institutions designated as **Innovation and Economic Prosperity Universities** by the Association of Public and Land-grant Universities (APLU) — acknowledging NIU as a university working with public and private sector partners to support economic development.
- The most recent economic impact study conducted shows NIU's impact on its region is **\$583 million annually**, which is seven times the university's state appropriation.

5 Locations



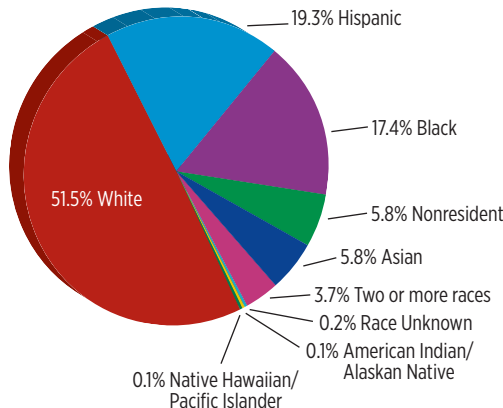
Profile of Students

Total Enrollment: 16,609
 Undergraduates: 12,131
 Graduate Students: 4,204
 Law Students: 274

More than **90%** of our undergraduates received some sort of federal aid, with one-third of students receiving a MAP Grant.

Illinois residents: **89.5%** of student population
 Out-of-state: **5%** of student population
 International: **5.5%** of student population

Ethnic/Racial Distribution



Alumni Network

245,000+ alumni of record, with **160,000+** living in Illinois.

NIU in House District 110

Chris Miller



12
2019 Enrollment



1
Pell Recipients



1
MAP Recipients



109
Alumni



1
Employees



35
Vendors

New Students



9
Total Applications



5
Accepted



3
Enrolled

Degrees Conferred

3

Undergraduate

1

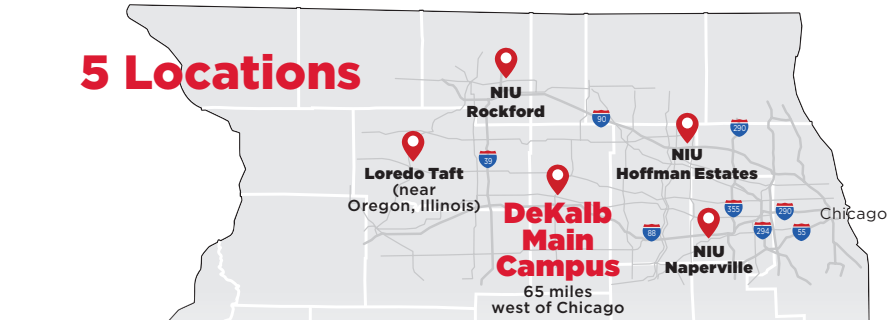
Graduate



Northern Illinois University Fast Facts

- **Recognized by the Brookings Institution** as the top-ranking Illinois public university in terms of upward mobility outcomes coupled with high research opportunities.
- **Commitment to affordability:** NIU has held tuition flat for the past four academic years, offers the most affordable law school education in the state and awards more than \$20 million in institutional aid to students each year. This institutional aid amount is anticipated to increase by \$5 million in FY20 as a result of the AIM High program's implementation.
- Among a small percentage of public institutions designated as **Innovation and Economic Prosperity Universities** by the Association of Public and Land-grant Universities (APLU) — acknowledging NIU as a university working with public and private sector partners to support economic development.
- The most recent economic impact study conducted shows NIU's impact on its region is **\$583 million annually**, which is seven times the university's state appropriation.

5 Locations



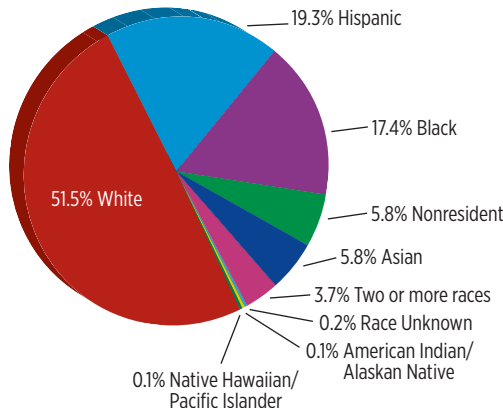
Profile of Students

Total Enrollment: 16,609
 Undergraduates: 12,131
 Graduate Students: 4,204
 Law Students: 274

More than **90%** of our undergraduates received some sort of federal aid, with one-third of students receiving a MAP Grant.

Illinois residents: **89.5%** of student population
 Out-of-state: **5%** of student population
 International: **5.5%** of student population

Ethnic/Racial Distribution



Alumni Network

245,000+ alumni of record, with **160,000+** living in Illinois.

NIU in House District 111

Monica Bristow



8
2019 Enrollment

1
Pell Recipients

1
MAP Recipients

61
Alumni

1
Employees

1
Vendors

New Students

10
Total Applications

6
Accepted

1
Enrolled

Degrees Conferred

5
Undergraduate

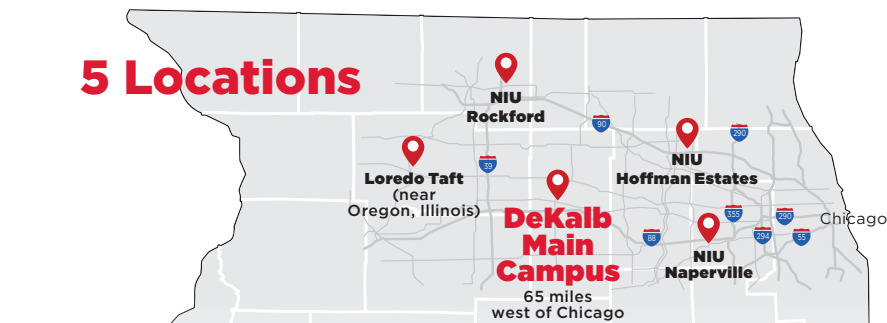
0
Graduate



Northern Illinois University Fast Facts

- **Recognized by the Brookings Institution** as the top-ranking Illinois public university in terms of upward mobility outcomes coupled with high research opportunities.
- **Commitment to affordability:** NIU has held tuition flat for the past four academic years, offers the most affordable law school education in the state and awards more than \$20 million in institutional aid to students each year. This institutional aid amount is anticipated to increase by \$5 million in FY20 as a result of the AIM High program's implementation.
- Among a small percentage of public institutions designated as **Innovation and Economic Prosperity Universities** by the Association of Public and Land-grant Universities (APLU) — acknowledging NIU as a university working with public and private sector partners to support economic development.
- The most recent economic impact study conducted shows NIU's impact on its region is **\$583 million annually**, which is seven times the university's state appropriation.

5 Locations



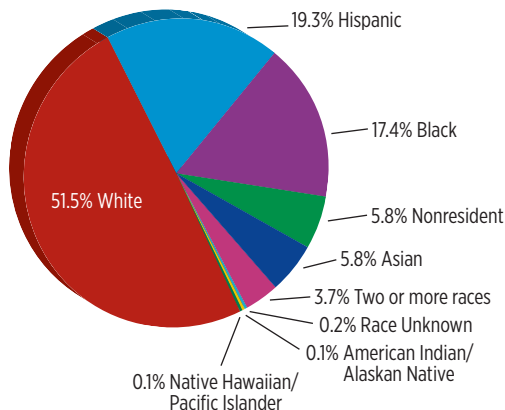
Profile of Students

Total Enrollment: 16,609
 Undergraduates: 12,131
 Graduate Students: 4,204
 Law Students: 274

More than **90%** of our undergraduates received some sort of federal aid, with one-third of students receiving a MAP Grant.

Illinois residents: **89.5%** of student population
 Out-of-state: **5%** of student population
 International: **5.5%** of student population

Ethnic/Racial Distribution



Alumni Network

245,000+ alumni of record, with **160,000+** living in Illinois.

NIU in House District 112

Katie Stuart



12
2019 Enrollment



1
Pell Recipients



3
MAP Recipients



137
Alumni



2
Employees



21
Vendors

New Students



17
Total Applications



10
Accepted



4
Enrolled

Degrees Conferred

5

Undergraduate

0

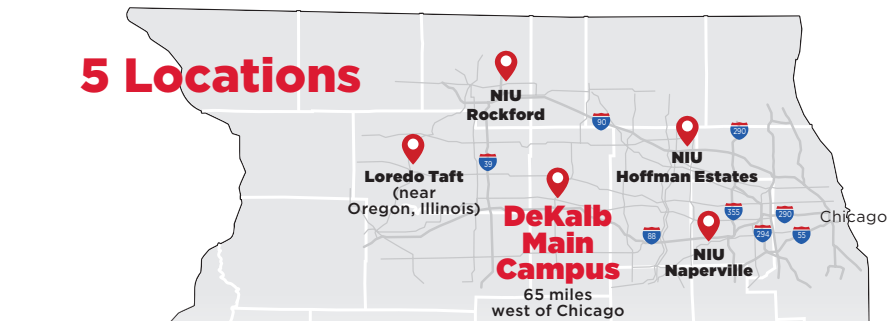
Graduate



Northern Illinois University Fast Facts

- **Recognized by the Brookings Institution** as the top-ranking Illinois public university in terms of upward mobility outcomes coupled with high research opportunities.
- **Commitment to affordability:** NIU has held tuition flat for the past four academic years, offers the most affordable law school education in the state and awards more than \$20 million in institutional aid to students each year. This institutional aid amount is anticipated to increase by \$5 million in FY20 as a result of the AIM High program's implementation.
- Among a small percentage of public institutions designated as **Innovation and Economic Prosperity Universities** by the Association of Public and Land-grant Universities (APLU) — acknowledging NIU as a university working with public and private sector partners to support economic development.
- The most recent economic impact study conducted shows NIU's impact on its region is **\$583 million annually**, which is seven times the university's state appropriation.

5 Locations



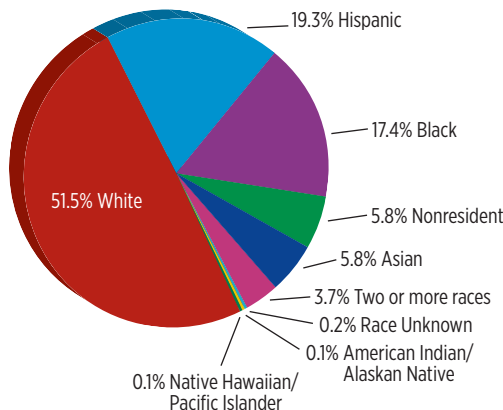
Profile of Students

Total Enrollment: 16,609
 Undergraduates: 12,131
 Graduate Students: 4,204
 Law Students: 274

More than **90%** of our undergraduates received some sort of federal aid, with one-third of students receiving a MAP Grant.

Illinois residents: **89.5%** of student population
 Out-of-state: **5%** of student population
 International: **5.5%** of student population

Ethnic/Racial Distribution



Alumni Network

245,000+ alumni of record, with **160,000+** living in Illinois.

NIU in House District 113

Jay Hoffman



7
2019 Enrollment



3
Pell Recipients



3
MAP Recipients



65
Alumni



0
Employees



1
Vendors

New Students



22
Total Applications



9
Accepted



1
Enrolled

Degrees Conferred

1

Undergraduate

0

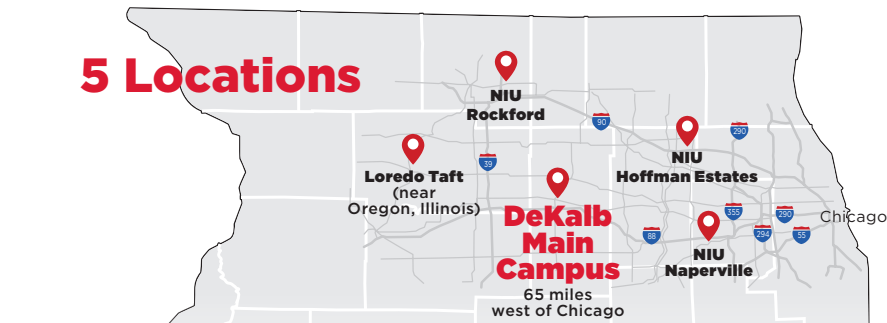
Graduate



Northern Illinois University Fast Facts

- **Recognized by the Brookings Institution** as the top-ranking Illinois public university in terms of upward mobility outcomes coupled with high research opportunities.
- **Commitment to affordability:** NIU has held tuition flat for the past four academic years, offers the most affordable law school education in the state and awards more than \$20 million in institutional aid to students each year. This institutional aid amount is anticipated to increase by \$5 million in FY20 as a result of the AIM High program's implementation.
- Among a small percentage of public institutions designated as **Innovation and Economic Prosperity Universities** by the Association of Public and Land-grant Universities (APLU) — acknowledging NIU as a university working with public and private sector partners to support economic development.
- The most recent economic impact study conducted shows NIU's impact on its region is **\$583 million annually**, which is seven times the university's state appropriation.

5 Locations



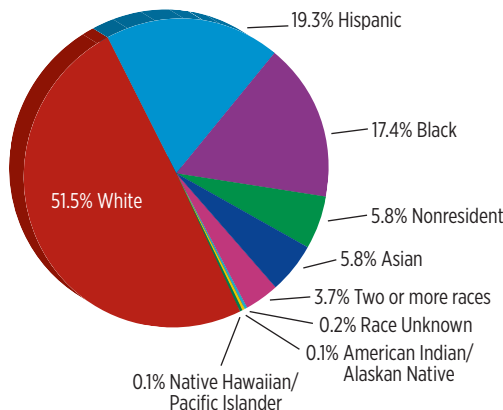
Profile of Students

Total Enrollment: 16,609
 Undergraduates: 12,131
 Graduate Students: 4,204
 Law Students: 274

More than **90%** of our undergraduates received some sort of federal aid, with one-third of students receiving a MAP Grant.

Illinois residents: **89.5%** of student population
 Out-of-state: **5%** of student population
 International: **5.5%** of student population

Ethnic/Racial Distribution




Alumni Network

245,000+ alumni of record, with **160,000+** living in Illinois.

NIU in House District 114

LaToya Greenwood



7
2019 Enrollment



3
Pell Recipients



4
MAP Recipients



77
Alumni



1
Employees



4
Vendors

New Students



32
Total Applications



13
Accepted



6
Enrolled

Degrees Conferred

1

Undergraduate

0

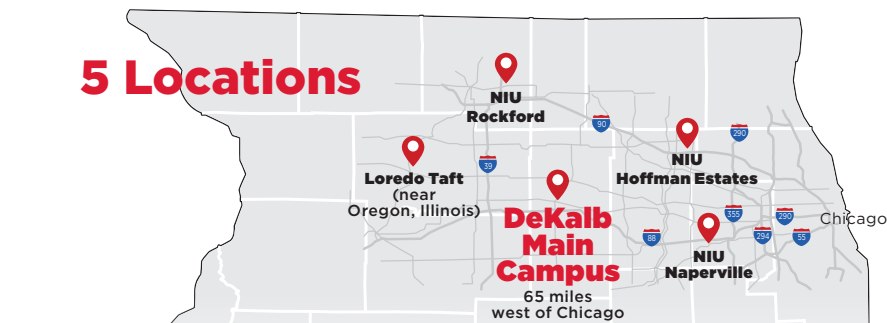
Graduate



Northern Illinois University Fast Facts

- **Recognized by the Brookings Institution** as the top-ranking Illinois public university in terms of upward mobility outcomes coupled with high research opportunities.
- **Commitment to affordability:** NIU has held tuition flat for the past four academic years, offers the most affordable law school education in the state and awards more than \$20 million in institutional aid to students each year. This institutional aid amount is anticipated to increase by \$5 million in FY20 as a result of the AIM High program's implementation.
- Among a small percentage of public institutions designated as **Innovation and Economic Prosperity Universities** by the Association of Public and Land-grant Universities (APLU) — acknowledging NIU as a university working with public and private sector partners to support economic development.
- The most recent economic impact study conducted shows NIU's impact on its region is **\$583 million annually**, which is seven times the university's state appropriation.

5 Locations



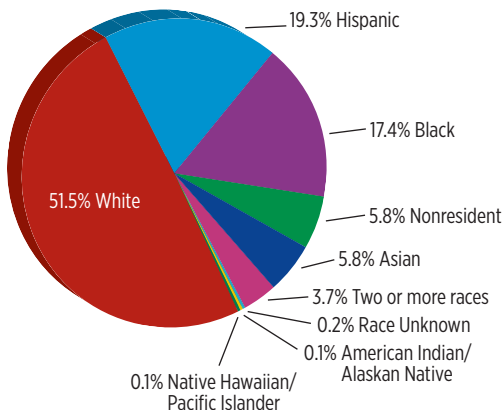
Profile of Students

Total Enrollment: 16,609
 Undergraduates: 12,131
 Graduate Students: 4,204
 Law Students: 274

More than **90%** of our undergraduates received some sort of federal aid, with one-third of students receiving a MAP Grant.

Illinois residents: **89.5%** of student population
 Out-of-state: **5%** of student population
 International: **5.5%** of student population

Ethnic/Racial Distribution



Alumni Network

245,000+ alumni of record, with **160,000+** living in Illinois.

NIU in House District 115

Terri Bryant



4
2019 Enrollment



2
Pell Recipients



2
MAP Recipients



103
Alumni



4
Employees



29
Vendors

New Students



8
Total Applications



2
Accepted



1
Enrolled

Degrees Conferred

2

Undergraduate

0

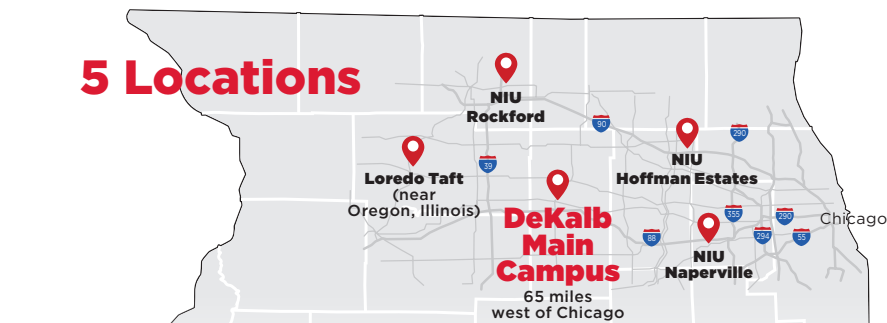
Graduate



Northern Illinois University Fast Facts

- **Recognized by the Brookings Institution** as the top-ranking Illinois public university in terms of upward mobility outcomes coupled with high research opportunities.
- **Commitment to affordability:** NIU has held tuition flat for the past four academic years, offers the most affordable law school education in the state and awards more than \$20 million in institutional aid to students each year. This institutional aid amount is anticipated to increase by \$5 million in FY20 as a result of the AIM High program's implementation.
- Among a small percentage of public institutions designated as **Innovation and Economic Prosperity Universities** by the Association of Public and Land-grant Universities (APLU) — acknowledging NIU as a university working with public and private sector partners to support economic development.
- The most recent economic impact study conducted shows NIU's impact on its region is **\$583 million annually**, which is seven times the university's state appropriation.

5 Locations



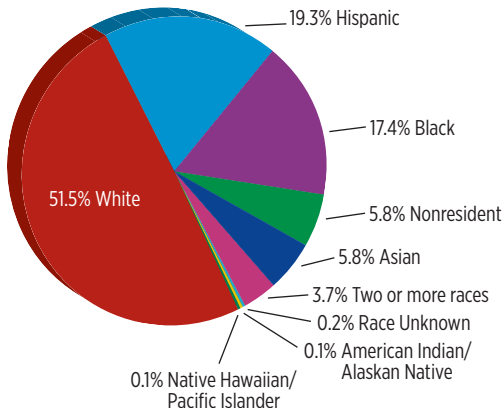
Profile of Students

Total Enrollment: 16,609
 Undergraduates: 12,131
 Graduate Students: 4,204
 Law Students: 274

More than **90%** of our undergraduates received some sort of federal aid, with one-third of students receiving a MAP Grant.

Illinois residents: **89.5%** of student population
 Out-of-state: **5%** of student population
 International: **5.5%** of student population

Ethnic/Racial Distribution




Alumni Network

245,000+ alumni of record, with **160,000+** living in Illinois.

NIU in House District 116

Nathan D. Reitz



3
2019 Enrollment



1
Pell Recipients



1
MAP Recipients



52
Alumni



0
Employees



0
Vendors

New Students



7
Total Applications



4
Accepted



3
Enrolled

Degrees Conferred

0

Undergraduate

0

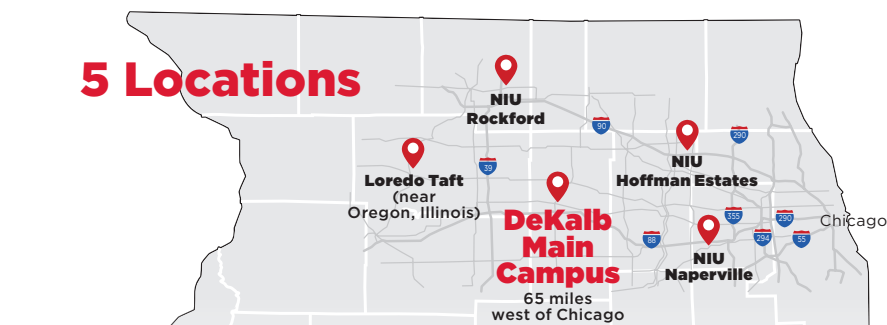
Graduate



Northern Illinois University Fast Facts

- **Recognized by the Brookings Institution** as the top-ranking Illinois public university in terms of upward mobility outcomes coupled with high research opportunities.
- **Commitment to affordability:** NIU has held tuition flat for the past four academic years, offers the most affordable law school education in the state and awards more than \$20 million in institutional aid to students each year. This institutional aid amount is anticipated to increase by \$5 million in FY20 as a result of the AIM High program's implementation.
- Among a small percentage of public institutions designated as **Innovation and Economic Prosperity Universities** by the Association of Public and Land-grant Universities (APLU) — acknowledging NIU as a university working with public and private sector partners to support economic development.
- The most recent economic impact study conducted shows NIU's impact on its region is **\$583 million annually**, which is seven times the university's state appropriation.

5 Locations



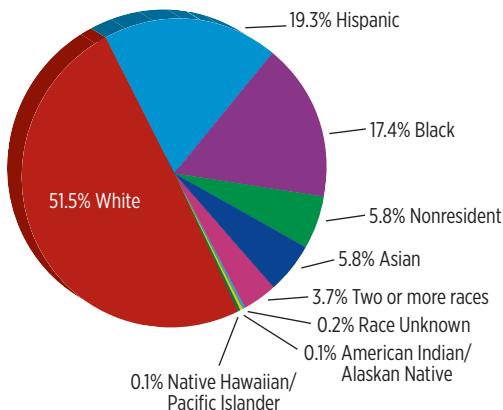
Profile of Students

Total Enrollment: 16,609
 Undergraduates: 12,131
 Graduate Students: 4,204
 Law Students: 274

More than **90%** of our undergraduates received some sort of federal aid, with one-third of students receiving a MAP Grant.

Illinois residents: **89.5%** of student population
 Out-of-state: **5%** of student population
 International: **5.5%** of student population

Ethnic/Racial Distribution



Alumni Network

245,000+ alumni of record, with **160,000+** living in Illinois.

NIU in House District 117

Dave Severin



4
2019 Enrollment



1
Pell Recipients



1
MAP Recipients



55
Alumni



6
Employees



8
Vendors

New Students



16
Total Applications



10
Accepted



1
Enrolled

Degrees Conferred

2

Undergraduate

0

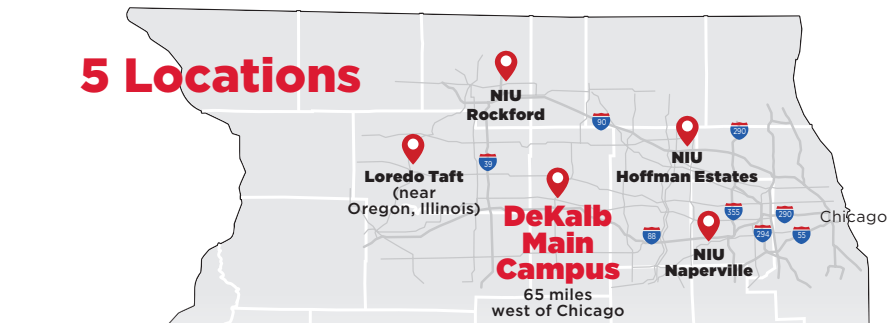
Graduate



Northern Illinois University Fast Facts

- **Recognized by the Brookings Institution** as the top-ranking Illinois public university in terms of upward mobility outcomes coupled with high research opportunities.
- **Commitment to affordability:** NIU has held tuition flat for the past four academic years, offers the most affordable law school education in the state and awards more than \$20 million in institutional aid to students each year. This institutional aid amount is anticipated to increase by \$5 million in FY20 as a result of the AIM High program's implementation.
- Among a small percentage of public institutions designated as **Innovation and Economic Prosperity Universities** by the Association of Public and Land-grant Universities (APLU) — acknowledging NIU as a university working with public and private sector partners to support economic development.
- The most recent economic impact study conducted shows NIU's impact on its region is **\$583 million annually**, which is seven times the university's state appropriation.

5 Locations



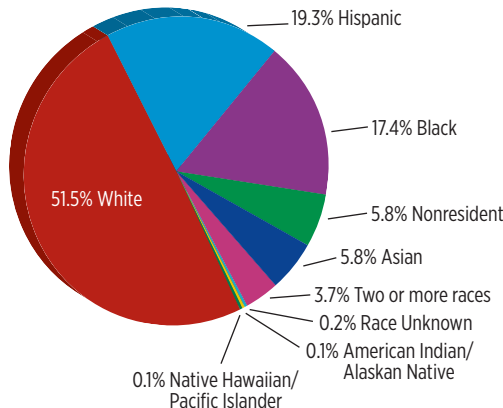
Profile of Students

Total Enrollment: 16,609
 Undergraduates: 12,131
 Graduate Students: 4,204
 Law Students: 274

More than **90%** of our undergraduates received some sort of federal aid, with one-third of students receiving a MAP Grant.

Illinois residents: **89.5%** of student population
 Out-of-state: **5%** of student population
 International: **5.5%** of student population

Ethnic/Racial Distribution



Alumni Network

245,000+ alumni of record, with **160,000+** living in Illinois.

NIU in House District 118

Patrick Windhorst



1
2019 Enrollment



0
Pell Recipients



0
MAP Recipients



58
Alumni



0
Employees



13
Vendors

New Students



5
Total Applications



1
Accepted



0
Enrolled

Degrees Conferred

1

Undergraduate

0

Graduate