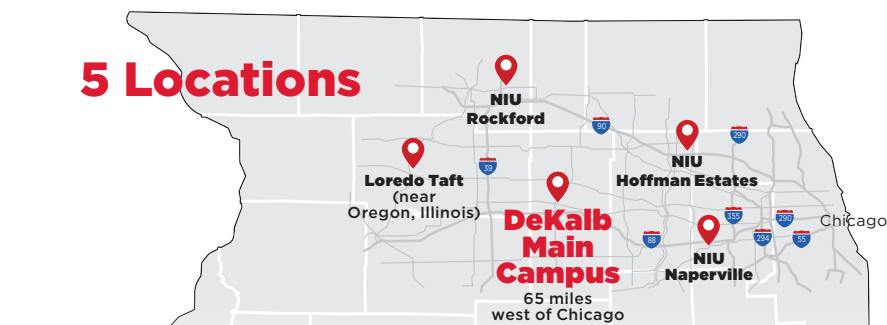




Northern Illinois University Fast Facts

- **Recognized by the Brookings Institution** as the top-ranking Illinois public university in terms of upward mobility outcomes coupled with high research opportunities.
- **Commitment to affordability:** NIU has held tuition flat for the past four academic years, offers the most affordable law school education in the state and awards more than \$20 million in institutional aid to students each year. This institutional aid amount is anticipated to increase by \$5 million in FY20 as a result of the AIM High program's implementation.
- Among a small percentage of public institutions designated as **Innovation and Economic Prosperity Universities** by the Association of Public and Land-grant Universities (APLU) — acknowledging NIU as a university working with public and private sector partners to support economic development.
- The most recent economic impact study conducted shows NIU's impact on its region is **\$583 million annually**, which is seven times the university's state appropriation.

5 Locations



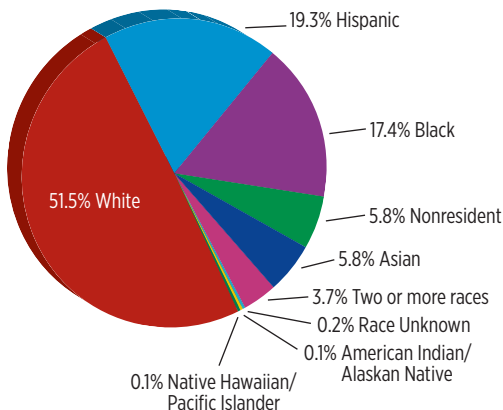
Profile of Students

Total Enrollment: 16,609
 Undergraduates: 12,131
 Graduate Students: 4,204
 Law Students: 274

More than **90%** of our undergraduates received some sort of federal aid, with one-third of students receiving a MAP Grant.

Illinois residents: **89.5%** of student population
 Out-of-state: **5%** of student population
 International: **5.5%** of student population

Ethnic/Racial Distribution




Alumni Network

245,000+ alumni of record, with **160,000+** living in Illinois.

NIU in House District 21

Celina Villanueva



53
2019 Enrollment



30
Pell Recipients



28
MAP Recipients



291
Alumni



1
Employees



8
Vendors

New Students



193
Total Applications



96
Accepted



18
Enrolled

Degrees Conferred

11

Undergraduate

1

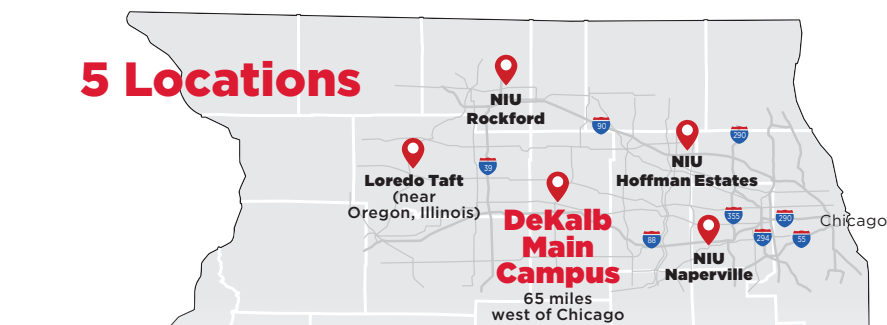
Graduate



Northern Illinois University Fast Facts

- **Recognized by the Brookings Institution** as the top-ranking Illinois public university in terms of upward mobility outcomes coupled with high research opportunities.
- **Commitment to affordability:** NIU has held tuition flat for the past four academic years, offers the most affordable law school education in the state and awards more than \$20 million in institutional aid to students each year. This institutional aid amount is anticipated to increase by \$5 million in FY20 as a result of the AIM High program's implementation.
- Among a small percentage of public institutions designated as **Innovation and Economic Prosperity Universities** by the Association of Public and Land-grant Universities (APLU) — acknowledging NIU as a university working with public and private sector partners to support economic development.
- The most recent economic impact study conducted shows NIU's impact on its region is **\$583 million annually**, which is seven times the university's state appropriation.

5 Locations



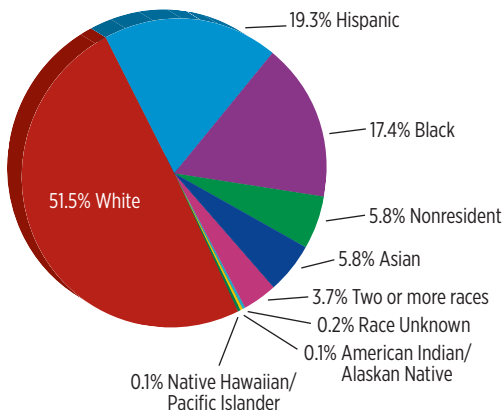
Profile of Students

Total Enrollment: 16,609
 Undergraduates: 12,131
 Graduate Students: 4,204
 Law Students: 274

More than **90%** of our undergraduates received some sort of federal aid, with one-third of students receiving a MAP Grant.

Illinois residents: **89.5%** of student population
 Out-of-state: **5%** of student population
 International: **5.5%** of student population

Ethnic/Racial Distribution



Alumni Network

245,000+ alumni of record, with **160,000+** living in Illinois.

NIU in House District 22

Michael J. Madigan



57
2019 Enrollment

38
Pell Recipients

39
MAP Recipients

304
Alumni

0
Employees

15
Vendors

New Students

275
Total Applications

138
Accepted

17
Enrolled

Degrees Conferred

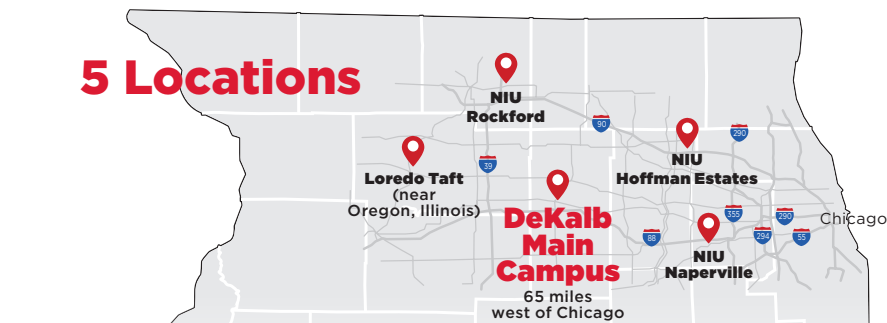
17 Undergraduate **0** Graduate



Northern Illinois University Fast Facts

- **Recognized by the Brookings Institution** as the top-ranking Illinois public university in terms of upward mobility outcomes coupled with high research opportunities.
- **Commitment to affordability:** NIU has held tuition flat for the past four academic years, offers the most affordable law school education in the state and awards more than \$20 million in institutional aid to students each year. This institutional aid amount is anticipated to increase by \$5 million in FY20 as a result of the AIM High program's implementation.
- Among a small percentage of public institutions designated as **Innovation and Economic Prosperity Universities** by the Association of Public and Land-grant Universities (APLU) — acknowledging NIU as a university working with public and private sector partners to support economic development.
- The most recent economic impact study conducted shows NIU's impact on its region is **\$583 million annually**, which is seven times the university's state appropriation.

5 Locations



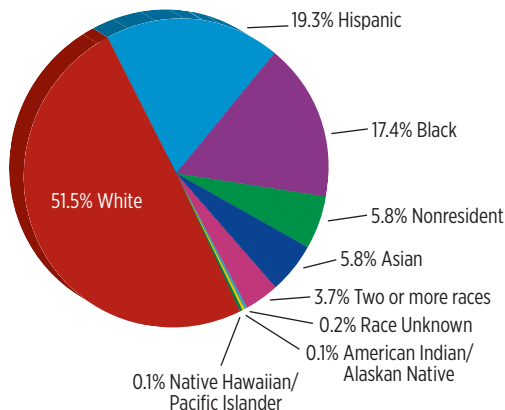
Profile of Students

Total Enrollment: 16,609
 Undergraduates: 12,131
 Graduate Students: 4,204
 Law Students: 274

More than **90%** of our undergraduates received some sort of federal aid, with one-third of students receiving a MAP Grant.

Illinois residents: **89.5%** of student population
 Out-of-state: **5%** of student population
 International: **5.5%** of student population

Ethnic/Racial Distribution



Alumni Network

245,000+ alumni of record, with **160,000+** living in Illinois.

NIU in House District 23

Michael J. Zalewski



64
2019 Enrollment

37
Pell Recipients

33
MAP Recipients

571
Alumni

6
Employees

21
Vendors

New Students

140
Total Applications

57
Accepted

15
Enrolled

Degrees Conferred

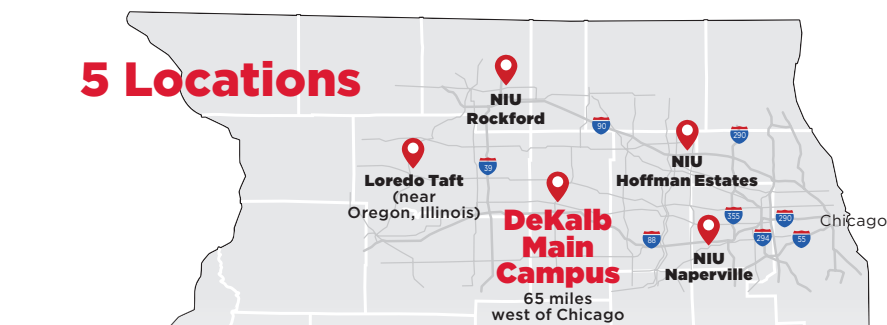
20 Undergraduate **1** Graduate



Northern Illinois University Fast Facts

- **Recognized by the Brookings Institution** as the top-ranking Illinois public university in terms of upward mobility outcomes coupled with high research opportunities.
- **Commitment to affordability:** NIU has held tuition flat for the past four academic years, offers the most affordable law school education in the state and awards more than \$20 million in institutional aid to students each year. This institutional aid amount is anticipated to increase by \$5 million in FY20 as a result of the AIM High program's implementation.
- Among a small percentage of public institutions designated as **Innovation and Economic Prosperity Universities** by the Association of Public and Land-grant Universities (APLU) — acknowledging NIU as a university working with public and private sector partners to support economic development.
- The most recent economic impact study conducted shows NIU's impact on its region is **\$583 million annually**, which is seven times the university's state appropriation.

5 Locations



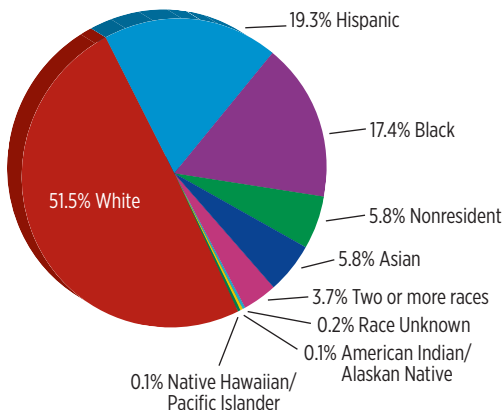
Profile of Students

Total Enrollment: 16,609
 Undergraduates: 12,131
 Graduate Students: 4,204
 Law Students: 274

More than **90%** of our undergraduates received some sort of federal aid, with one-third of students receiving a MAP Grant.

Illinois residents: **89.5%** of student population
 Out-of-state: **5%** of student population
 International: **5.5%** of student population

Ethnic/Racial Distribution



Alumni Network

245,000+ alumni of record, with **160,000+** living in Illinois.

NIU in House District 24 Elizabeth Hernandez



58
2019 Enrollment

35
Pell Recipients

34
MAP Recipients

439
Alumni

5
Employees

6
Vendors

New Students

169
Total Applications

84
Accepted

17
Enrolled

Degrees Conferred

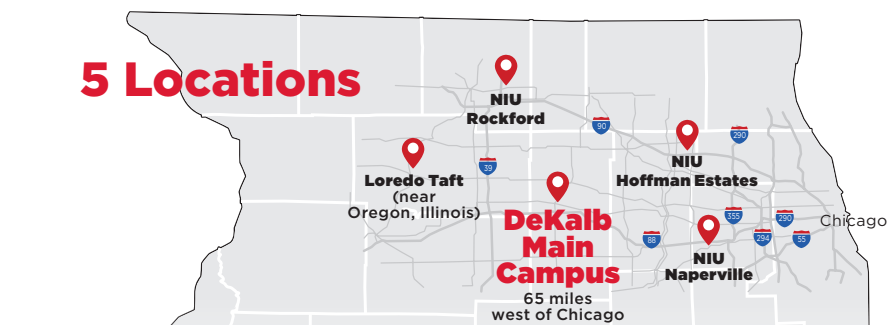
16 Undergraduate **4** Graduate



Northern Illinois University Fast Facts

- **Recognized by the Brookings Institution** as the top-ranking Illinois public university in terms of upward mobility outcomes coupled with high research opportunities.
- **Commitment to affordability:** NIU has held tuition flat for the past four academic years, offers the most affordable law school education in the state and awards more than \$20 million in institutional aid to students each year. This institutional aid amount is anticipated to increase by \$5 million in FY20 as a result of the AIM High program's implementation.
- Among a small percentage of public institutions designated as **Innovation and Economic Prosperity Universities** by the Association of Public and Land-grant Universities (APLU) — acknowledging NIU as a university working with public and private sector partners to support economic development.
- The most recent economic impact study conducted shows NIU's impact on its region is **\$583 million annually**, which is seven times the university's state appropriation.

5 Locations



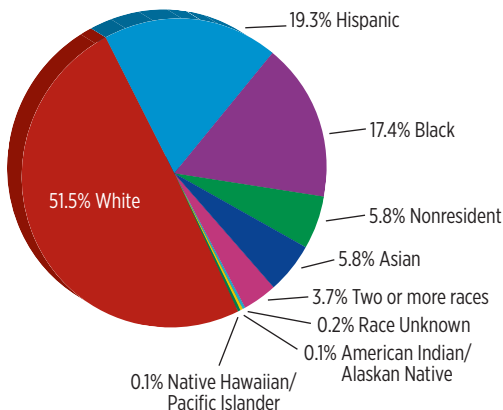
Profile of Students

Total Enrollment: 16,609
 Undergraduates: 12,131
 Graduate Students: 4,204
 Law Students: 274

More than **90%** of our undergraduates received some sort of federal aid, with one-third of students receiving a MAP Grant.

Illinois residents: **89.5%** of student population
 Out-of-state: **5%** of student population
 International: **5.5%** of student population

Ethnic/Racial Distribution



Alumni Network

245,000+ alumni of record, with **160,000+** living in Illinois.

NIU in House District 25

Curtis J. Tarver II



55
2019 Enrollment

39
Pell Recipients

40
MAP Recipients

422
Alumni

4
Employees

53
Vendors

New Students

252
Total Applications

94
Accepted

29
Enrolled

Degrees Conferred

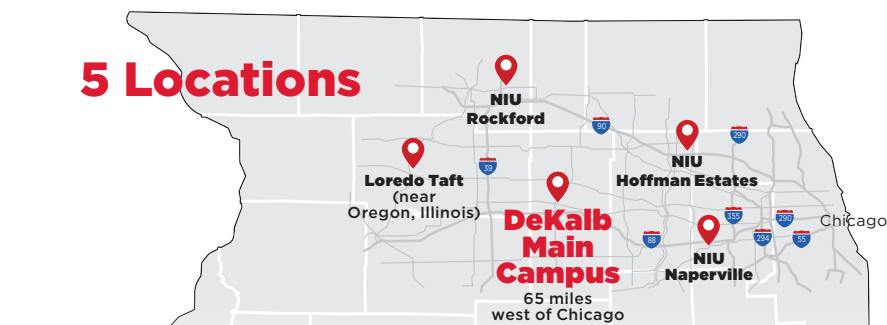
11 Undergraduate **0** Graduate



Northern Illinois University Fast Facts

- **Recognized by the Brookings Institution** as the top-ranking Illinois public university in terms of upward mobility outcomes coupled with high research opportunities.
- **Commitment to affordability:** NIU has held tuition flat for the past four academic years, offers the most affordable law school education in the state and awards more than \$20 million in institutional aid to students each year. This institutional aid amount is anticipated to increase by \$5 million in FY20 as a result of the AIM High program's implementation.
- Among a small percentage of public institutions designated as **Innovation and Economic Prosperity Universities** by the Association of Public and Land-grant Universities (APLU) — acknowledging NIU as a university working with public and private sector partners to support economic development.
- The most recent economic impact study conducted shows NIU's impact on its region is **\$583 million annually**, which is seven times the university's state appropriation.

5 Locations



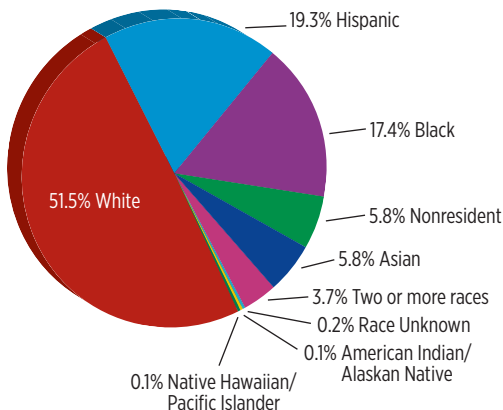
Profile of Students

Total Enrollment: 16,609
 Undergraduates: 12,131
 Graduate Students: 4,204
 Law Students: 274

More than **90%** of our undergraduates received some sort of federal aid, with one-third of students receiving a MAP Grant.

Illinois residents: **89.5%** of student population
 Out-of-state: **5%** of student population
 International: **5.5%** of student population

Ethnic/Racial Distribution



Alumni Network

245,000+ alumni of record, with **160,000+** living in Illinois.

NIU in House District 26 *Kambium Buckner*



57
2019 Enrollment

38
Pell Recipients

36
MAP Recipients

685
Alumni

5
Employees

75
Vendors

New Students

255
Total Applications

97
Accepted

36
Enrolled

Degrees Conferred

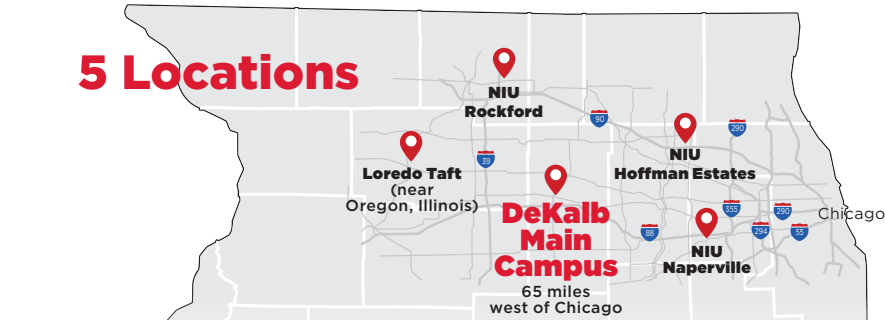
9 Undergraduate **1** Graduate



Northern Illinois University Fast Facts

- **Recognized by the Brookings Institution** as the top-ranking Illinois public university in terms of upward mobility outcomes coupled with high research opportunities.
- **Commitment to affordability:** NIU has held tuition flat for the past four academic years, offers the most affordable law school education in the state and awards more than \$20 million in institutional aid to students each year. This institutional aid amount is anticipated to increase by \$5 million in FY20 as a result of the AIM High program's implementation.
- Among a small percentage of public institutions designated as **Innovation and Economic Prosperity Universities** by the Association of Public and Land-grant Universities (APLU) — acknowledging NIU as a university working with public and private sector partners to support economic development.
- The most recent economic impact study conducted shows NIU's impact on its region is **\$583 million annually**, which is seven times the university's state appropriation.

5 Locations



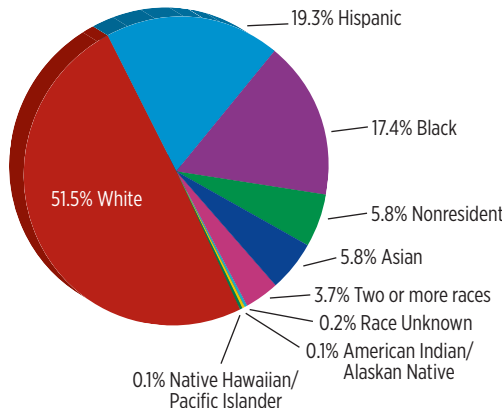
Profile of Students

Total Enrollment: 16,609
 Undergraduates: 12,131
 Graduate Students: 4,204
 Law Students: 274

More than **90%** of our undergraduates received some sort of federal aid, with one-third of students receiving a MAP Grant.

Illinois residents: **89.5%** of student population
 Out-of-state: **5%** of student population
 International: **5.5%** of student population

Ethnic/Racial Distribution




Alumni Network

245,000+ alumni of record, with **160,000+** living in Illinois.

NIU in House District 27

Justin Slaughter



110
2019 Enrollment



75
Pell Recipients



71
MAP Recipients



856
Alumni



1
Employees



21
Vendors

New Students



331
Total Applications



132
Accepted



47
Enrolled

Degrees Conferred

15

Undergraduate

2

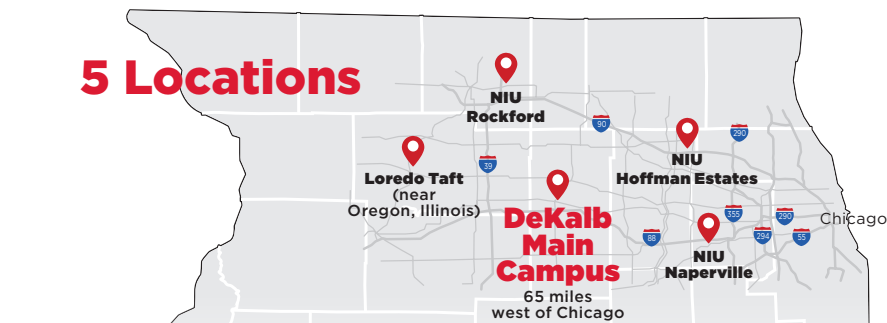
Graduate



Northern Illinois University Fast Facts

- **Recognized by the Brookings Institution** as the top-ranking Illinois public university in terms of upward mobility outcomes coupled with high research opportunities.
- **Commitment to affordability:** NIU has held tuition flat for the past four academic years, offers the most affordable law school education in the state and awards more than \$20 million in institutional aid to students each year. This institutional aid amount is anticipated to increase by \$5 million in FY20 as a result of the AIM High program's implementation.
- Among a small percentage of public institutions designated as **Innovation and Economic Prosperity Universities** by the Association of Public and Land-grant Universities (APLU) — acknowledging NIU as a university working with public and private sector partners to support economic development.
- The most recent economic impact study conducted shows NIU's impact on its region is **\$583 million annually**, which is seven times the university's state appropriation.

5 Locations



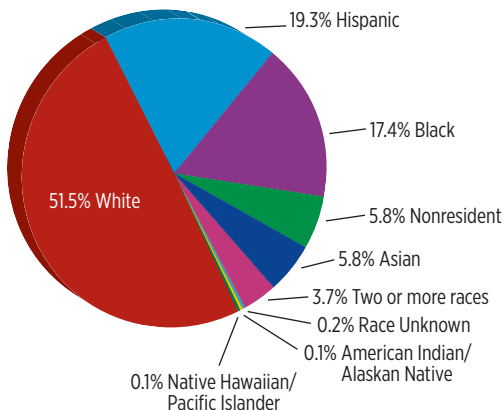
Profile of Students

Total Enrollment: 16,609
 Undergraduates: 12,131
 Graduate Students: 4,204
 Law Students: 274

More than **90%** of our undergraduates received some sort of federal aid, with one-third of students receiving a MAP Grant.

Illinois residents: **89.5%** of student population
 Out-of-state: **5%** of student population
 International: **5.5%** of student population

Ethnic/Racial Distribution




Alumni Network

245,000+ alumni of record, with **160,000+** living in Illinois.

NIU in House District 28

Robert Rita



101
2019 Enrollment

60
Pell Recipients

58
MAP Recipients

719
Alumni

1
Employees

20
Vendors

New Students

266
Total Applications

100
Accepted

41
Enrolled

Degrees Conferred

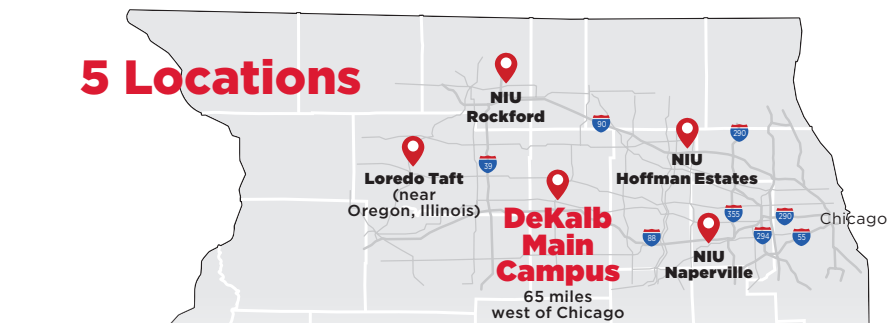
15 Undergraduate **3** Graduate



Northern Illinois University Fast Facts

- **Recognized by the Brookings Institution** as the top-ranking Illinois public university in terms of upward mobility outcomes coupled with high research opportunities.
- **Commitment to affordability:** NIU has held tuition flat for the past four academic years, offers the most affordable law school education in the state and awards more than \$20 million in institutional aid to students each year. This institutional aid amount is anticipated to increase by \$5 million in FY20 as a result of the AIM High program's implementation.
- Among a small percentage of public institutions designated as **Innovation and Economic Prosperity Universities** by the Association of Public and Land-grant Universities (APLU) — acknowledging NIU as a university working with public and private sector partners to support economic development.
- The most recent economic impact study conducted shows NIU's impact on its region is **\$583 million annually**, which is seven times the university's state appropriation.

5 Locations



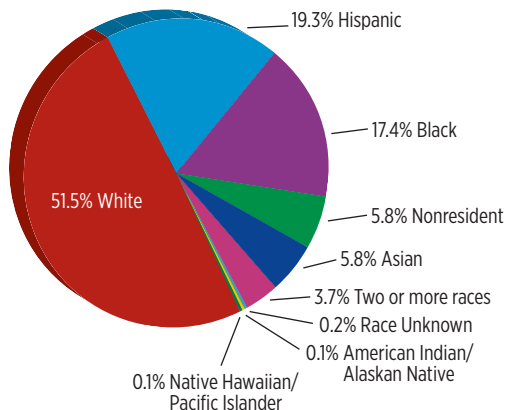
Profile of Students

Total Enrollment: 16,609
 Undergraduates: 12,131
 Graduate Students: 4,204
 Law Students: 274

More than **90%** of our undergraduates received some sort of federal aid, with one-third of students receiving a MAP Grant.

Illinois residents: **89.5%** of student population
 Out-of-state: **5%** of student population
 International: **5.5%** of student population

Ethnic/Racial Distribution



Alumni Network

245,000+ alumni of record, with **160,000+** living in Illinois.

NIU in House District 29

Thaddeus Jones



182
2019 Enrollment



122
Pell Recipients



120
MAP Recipients



686
Alumni



0
Employees



11
Vendors

New Students



319
Total Applications



106
Accepted



46
Enrolled

Degrees Conferred

30
Undergraduate

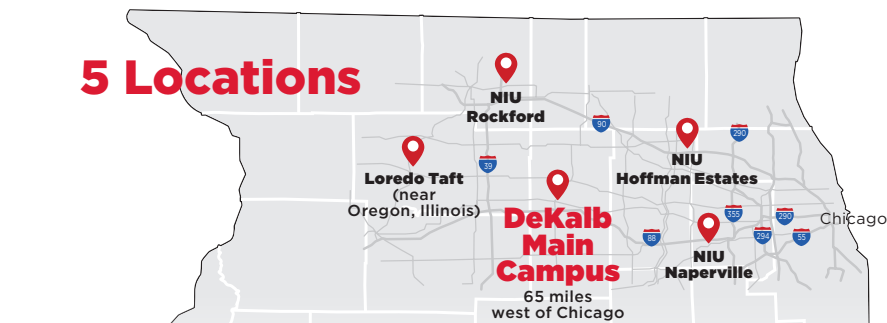
2
Graduate



Northern Illinois University Fast Facts

- **Recognized by the Brookings Institution** as the top-ranking Illinois public university in terms of upward mobility outcomes coupled with high research opportunities.
- **Commitment to affordability:** NIU has held tuition flat for the past four academic years, offers the most affordable law school education in the state and awards more than \$20 million in institutional aid to students each year. This institutional aid amount is anticipated to increase by \$5 million in FY20 as a result of the AIM High program's implementation.
- Among a small percentage of public institutions designated as **Innovation and Economic Prosperity Universities** by the Association of Public and Land-grant Universities (APLU) — acknowledging NIU as a university working with public and private sector partners to support economic development.
- The most recent economic impact study conducted shows NIU's impact on its region is **\$583 million annually**, which is seven times the university's state appropriation.

5 Locations



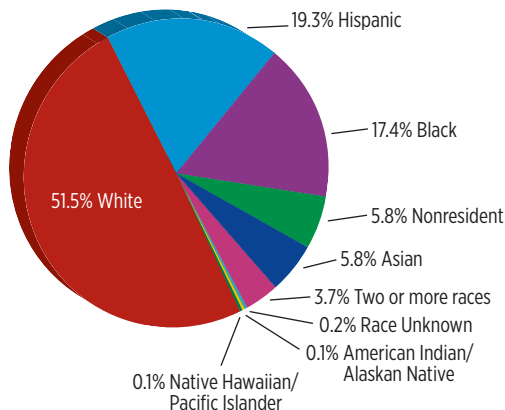
Profile of Students

Total Enrollment: 16,609
 Undergraduates: 12,131
 Graduate Students: 4,204
 Law Students: 274

More than **90%** of our undergraduates received some sort of federal aid, with one-third of students receiving a MAP Grant.

Illinois residents: **89.5%** of student population
 Out-of-state: **5%** of student population
 International: **5.5%** of student population

Ethnic/Racial Distribution



Alumni Network

245,000+ alumni of record, with **160,000+** living in Illinois.

NIU in House District 30

William Davis



103
2019 Enrollment

68
Pell Recipients

60
MAP Recipients

623
Alumni

2
Employees

10
Vendors

New Students

208
Total Applications

73
Accepted

37
Enrolled

Degrees Conferred

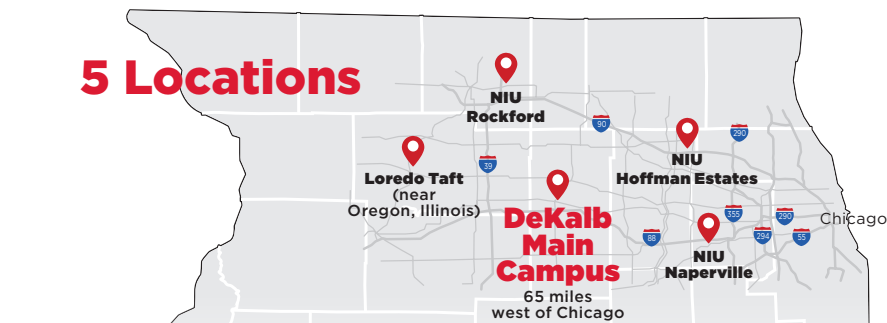
20 Undergraduate **2** Graduate



Northern Illinois University Fast Facts

- **Recognized by the Brookings Institution** as the top-ranking Illinois public university in terms of upward mobility outcomes coupled with high research opportunities.
- **Commitment to affordability:** NIU has held tuition flat for the past four academic years, offers the most affordable law school education in the state and awards more than \$20 million in institutional aid to students each year. This institutional aid amount is anticipated to increase by \$5 million in FY20 as a result of the AIM High program's implementation.
- Among a small percentage of public institutions designated as **Innovation and Economic Prosperity Universities** by the Association of Public and Land-grant Universities (APLU) — acknowledging NIU as a university working with public and private sector partners to support economic development.
- The most recent economic impact study conducted shows NIU's impact on its region is **\$583 million annually**, which is seven times the university's state appropriation.

5 Locations



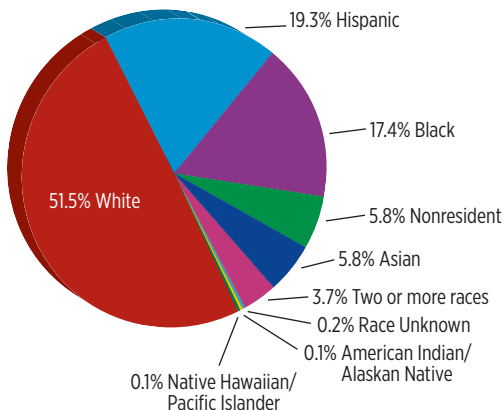
Profile of Students

Total Enrollment: 16,609
 Undergraduates: 12,131
 Graduate Students: 4,204
 Law Students: 274

More than **90%** of our undergraduates received some sort of federal aid, with one-third of students receiving a MAP Grant.

Illinois residents: **89.5%** of student population
 Out-of-state: **5%** of student population
 International: **5.5%** of student population

Ethnic/Racial Distribution



Alumni Network

245,000+ alumni of record, with **160,000+** living in Illinois.

NIU in House District 31

Mary E. Flowers



112
2019 Enrollment



68
Pell Recipients



67
MAP Recipients



685
Alumni



4
Employees



14
Vendors

New Students



295
Total Applications



122
Accepted



51
Enrolled

Degrees Conferred

23

Undergraduate

2

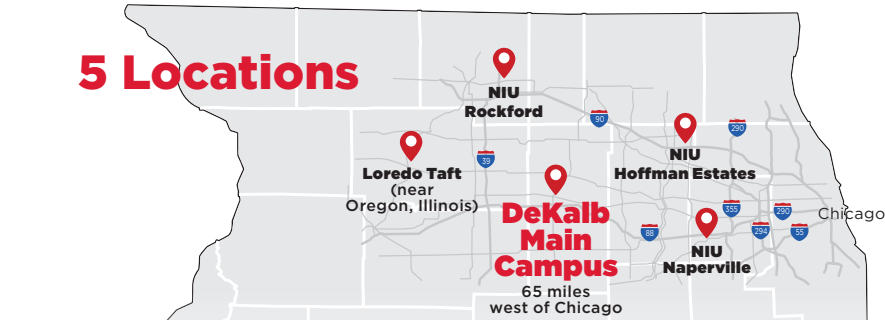
Graduate



Northern Illinois University Fast Facts

- **Recognized by the Brookings Institution** as the top-ranking Illinois public university in terms of upward mobility outcomes coupled with high research opportunities.
- **Commitment to affordability:** NIU has held tuition flat for the past four academic years, offers the most affordable law school education in the state and awards more than \$20 million in institutional aid to students each year. This institutional aid amount is anticipated to increase by \$5 million in FY20 as a result of the AIM High program's implementation.
- Among a small percentage of public institutions designated as **Innovation and Economic Prosperity Universities** by the Association of Public and Land-grant Universities (APLU) — acknowledging NIU as a university working with public and private sector partners to support economic development.
- The most recent economic impact study conducted shows NIU's impact on its region is **\$583 million annually**, which is seven times the university's state appropriation.

5 Locations



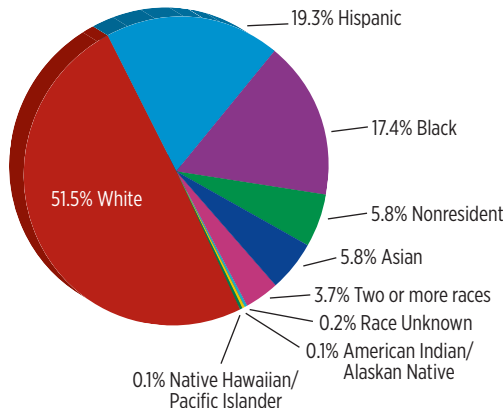
Profile of Students

Total Enrollment: 16,609
 Undergraduates: 12,131
 Graduate Students: 4,204
 Law Students: 274

More than **90%** of our undergraduates received some sort of federal aid, with one-third of students receiving a MAP Grant.

Illinois residents: **89.5%** of student population
 Out-of-state: **5%** of student population
 International: **5.5%** of student population

Ethnic/Racial Distribution



Alumni Network

245,000+ alumni of record, with **160,000+** living in Illinois.

NIU in House District 32

André Thapedi



78

2019 Enrollment



46

Pell Recipients



48

MAP Recipients



381

Alumni



2

Employees



12

Vendors

New Students



312

Total Applications



130

Accepted



42

Enrolled

Degrees Conferred

13

Undergraduate

0

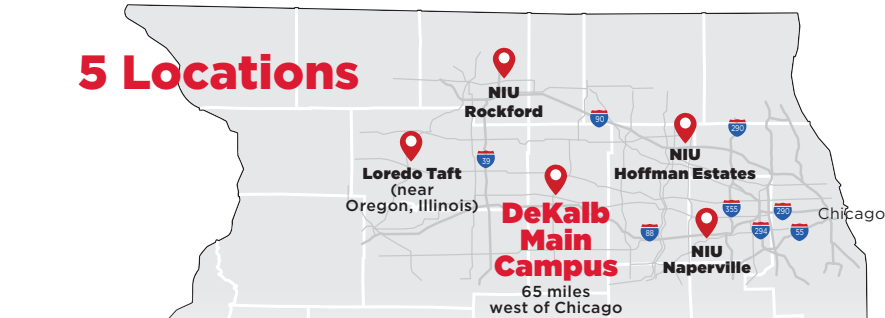
Graduate



Northern Illinois University Fast Facts

- **Recognized by the Brookings Institution** as the top-ranking Illinois public university in terms of upward mobility outcomes coupled with high research opportunities.
- **Commitment to affordability:** NIU has held tuition flat for the past four academic years, offers the most affordable law school education in the state and awards more than \$20 million in institutional aid to students each year. This institutional aid amount is anticipated to increase by \$5 million in FY20 as a result of the AIM High program's implementation.
- Among a small percentage of public institutions designated as **Innovation and Economic Prosperity Universities** by the Association of Public and Land-grant Universities (APLU) — acknowledging NIU as a university working with public and private sector partners to support economic development.
- The most recent economic impact study conducted shows NIU's impact on its region is **\$583 million annually**, which is seven times the university's state appropriation.

5 Locations



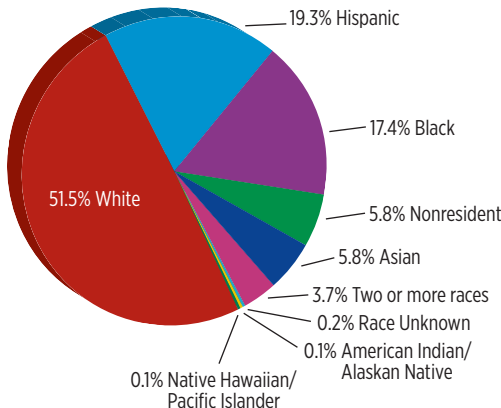
Profile of Students

Total Enrollment: 16,609
 Undergraduates: 12,131
 Graduate Students: 4,204
 Law Students: 274

More than **90%** of our undergraduates received some sort of federal aid, with one-third of students receiving a MAP Grant.

Illinois residents: **89.5%** of student population
 Out-of-state: **5%** of student population
 International: **5.5%** of student population

Ethnic/Racial Distribution



Alumni Network

245,000+ alumni of record, with **160,000+** living in Illinois.

NIU in House District 33

Marcus C. Evans, Jr.



96
2019 Enrollment

72
Pell Recipients

71
MAP Recipients

494
Alumni

0
Employees

5
Vendors

New Students

367
Total Applications

134
Accepted

47
Enrolled

Degrees Conferred

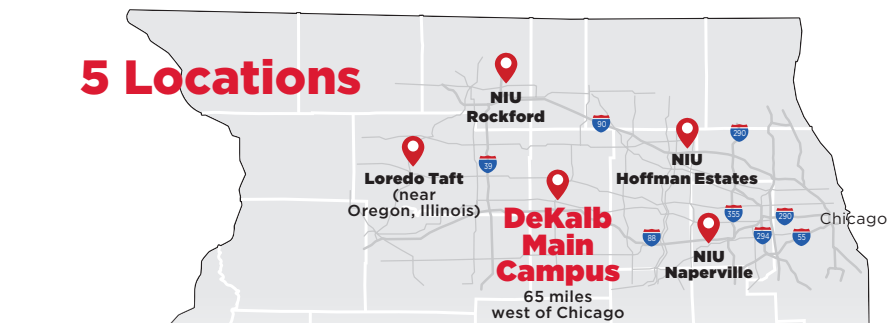
21 Undergraduate **1** Graduate



Northern Illinois University Fast Facts

- **Recognized by the Brookings Institution** as the top-ranking Illinois public university in terms of upward mobility outcomes coupled with high research opportunities.
- **Commitment to affordability:** NIU has held tuition flat for the past four academic years, offers the most affordable law school education in the state and awards more than \$20 million in institutional aid to students each year. This institutional aid amount is anticipated to increase by \$5 million in FY20 as a result of the AIM High program's implementation.
- Among a small percentage of public institutions designated as **Innovation and Economic Prosperity Universities** by the Association of Public and Land-grant Universities (APLU) — acknowledging NIU as a university working with public and private sector partners to support economic development.
- The most recent economic impact study conducted shows NIU's impact on its region is **\$583 million annually**, which is seven times the university's state appropriation.

5 Locations



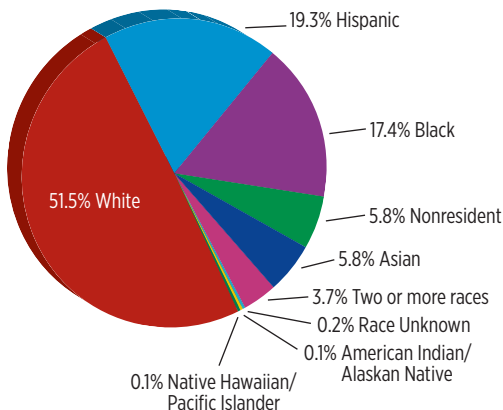
Profile of Students

Total Enrollment: 16,609
 Undergraduates: 12,131
 Graduate Students: 4,204
 Law Students: 274

More than **90%** of our undergraduates received some sort of federal aid, with one-third of students receiving a MAP Grant.

Illinois residents: **89.5%** of student population
 Out-of-state: **5%** of student population
 International: **5.5%** of student population

Ethnic/Racial Distribution



Alumni Network

245,000+ alumni of record, with **160,000+** living in Illinois.

NIU in House District 34

Nicholas K. Smith



107
2019 Enrollment



69
Pell Recipients



72
MAP Recipients



609
Alumni



4
Employees



30
Vendors

New Students



315
Total Applications



128
Accepted



49
Enrolled

Degrees Conferred

15

Undergraduate

0

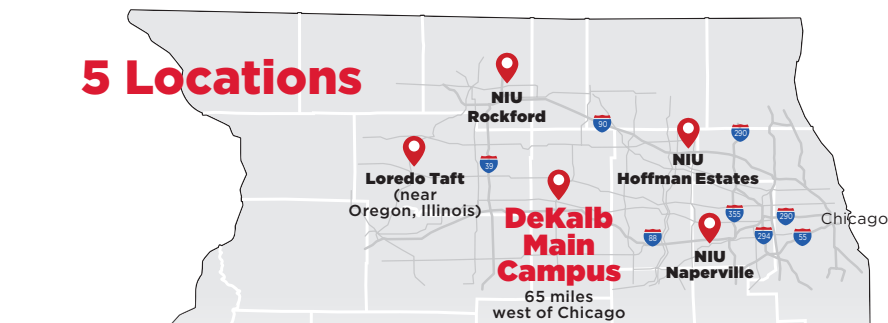
Graduate



Northern Illinois University Fast Facts

- **Recognized by the Brookings Institution** as the top-ranking Illinois public university in terms of upward mobility outcomes coupled with high research opportunities.
- **Commitment to affordability:** NIU has held tuition flat for the past four academic years, offers the most affordable law school education in the state and awards more than \$20 million in institutional aid to students each year. This institutional aid amount is anticipated to increase by \$5 million in FY20 as a result of the AIM High program's implementation.
- Among a small percentage of public institutions designated as **Innovation and Economic Prosperity Universities** by the Association of Public and Land-grant Universities (APLU) — acknowledging NIU as a university working with public and private sector partners to support economic development.
- The most recent economic impact study conducted shows NIU's impact on its region is **\$583 million annually**, which is seven times the university's state appropriation.

5 Locations



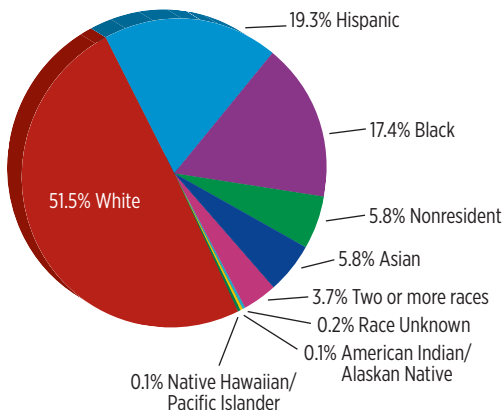
Profile of Students

Total Enrollment: 16,609
 Undergraduates: 12,131
 Graduate Students: 4,204
 Law Students: 274

More than **90%** of our undergraduates received some sort of federal aid, with one-third of students receiving a MAP Grant.

Illinois residents: **89.5%** of student population
 Out-of-state: **5%** of student population
 International: **5.5%** of student population


Ethnic/Racial Distribution



Alumni Network

245,000+ alumni of record, with **160,000+** living in Illinois.

NIU in House District 35 Frances Ann Hurley



- 85**
2019 Enrollment
- 24**
Pell Recipients
- 24**
MAP Recipients
- 1,527**
Alumni
- 3**
Employees
- 17**
Vendors

New Students

- 124**
Total Applications
- 68**
Accepted
- 31**
Enrolled

Degrees Conferred

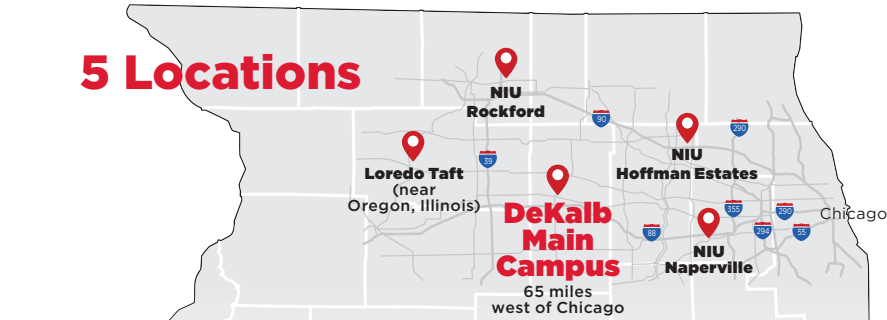
21 Undergraduate **6** Graduate



Northern Illinois University Fast Facts

- **Recognized by the Brookings Institution** as the top-ranking Illinois public university in terms of upward mobility outcomes coupled with high research opportunities.
- **Commitment to affordability:** NIU has held tuition flat for the past four academic years, offers the most affordable law school education in the state and awards more than \$20 million in institutional aid to students each year. This institutional aid amount is anticipated to increase by \$5 million in FY20 as a result of the AIM High program's implementation.
- Among a small percentage of public institutions designated as **Innovation and Economic Prosperity Universities** by the Association of Public and Land-grant Universities (APLU) — acknowledging NIU as a university working with public and private sector partners to support economic development.
- The most recent economic impact study conducted shows NIU's impact on its region is **\$583 million annually**, which is seven times the university's state appropriation.

5 Locations



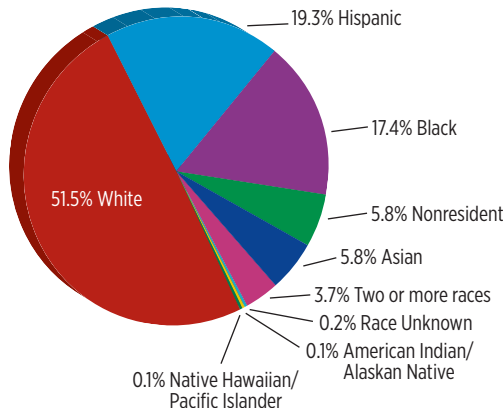
Profile of Students

Total Enrollment: 16,609
 Undergraduates: 12,131
 Graduate Students: 4,204
 Law Students: 274

More than **90%** of our undergraduates received some sort of federal aid, with one-third of students receiving a MAP Grant.

Illinois residents: **89.5%** of student population
 Out-of-state: **5%** of student population
 International: **5.5%** of student population

Ethnic/Racial Distribution



Alumni Network

245,000+ alumni of record, with **160,000+** living in Illinois.

NIU in House District 36

Kelly M. Burke



92
2019 Enrollment



36
Pell Recipients



38
MAP Recipients



1,199
Alumni



2
Employees



8
Vendors

New Students



127
Total Applications



64
Accepted



22
Enrolled

Degrees Conferred

20
Undergraduate

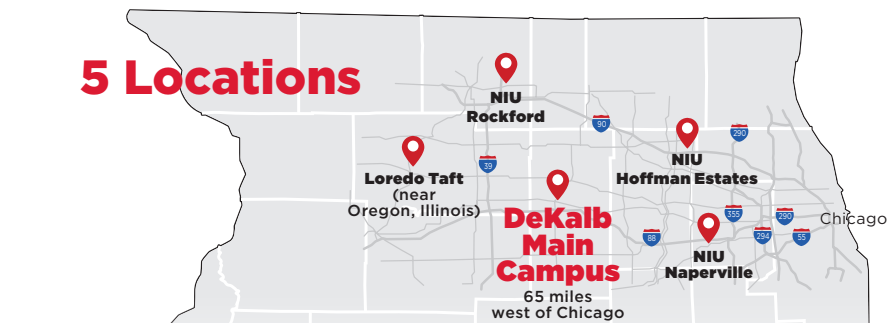
5
Graduate



Northern Illinois University Fast Facts

- **Recognized by the Brookings Institution** as the top-ranking Illinois public university in terms of upward mobility outcomes coupled with high research opportunities.
- **Commitment to affordability:** NIU has held tuition flat for the past four academic years, offers the most affordable law school education in the state and awards more than \$20 million in institutional aid to students each year. This institutional aid amount is anticipated to increase by \$5 million in FY20 as a result of the AIM High program's implementation.
- Among a small percentage of public institutions designated as **Innovation and Economic Prosperity Universities** by the Association of Public and Land-grant Universities (APLU) — acknowledging NIU as a university working with public and private sector partners to support economic development.
- The most recent economic impact study conducted shows NIU's impact on its region is **\$583 million annually**, which is seven times the university's state appropriation.

5 Locations



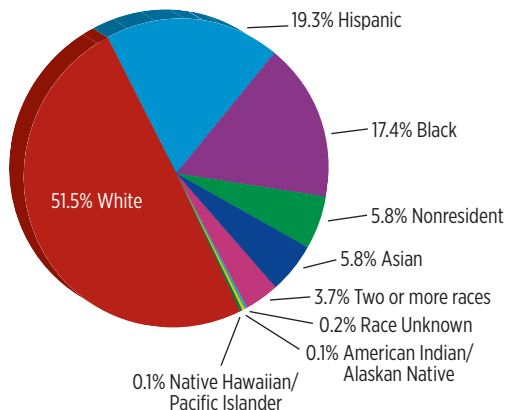
Profile of Students

Total Enrollment: 16,609
 Undergraduates: 12,131
 Graduate Students: 4,204
 Law Students: 274

More than **90%** of our undergraduates received some sort of federal aid, with one-third of students receiving a MAP Grant.

Illinois residents: **89.5%** of student population
 Out-of-state: **5%** of student population
 International: **5.5%** of student population

Ethnic/Racial Distribution



Alumni Network

245,000+ alumni of record, with **160,000+** living in Illinois.

NIU in House District 37

Margo McDermed



141
2019 Enrollment



41
Pell Recipients



33
MAP Recipients



2,191
Alumni



4
Employees



23
Vendors

New Students



102
Total Applications



66
Accepted



29
Enrolled

Degrees Conferred

37
Undergraduate

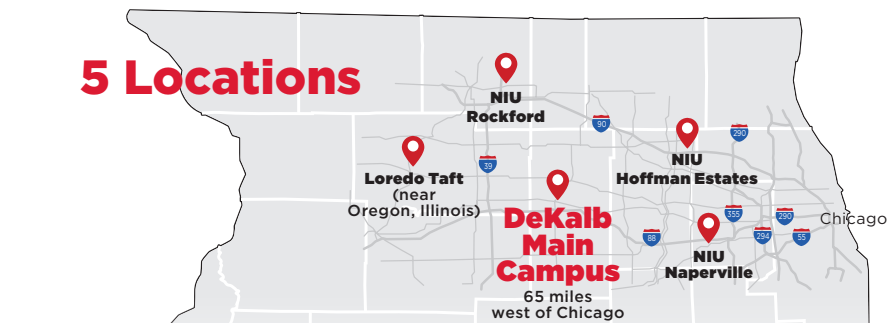
4
Graduate



Northern Illinois University Fast Facts

- **Recognized by the Brookings Institution** as the top-ranking Illinois public university in terms of upward mobility outcomes coupled with high research opportunities.
- **Commitment to affordability:** NIU has held tuition flat for the past four academic years, offers the most affordable law school education in the state and awards more than \$20 million in institutional aid to students each year. This institutional aid amount is anticipated to increase by \$5 million in FY20 as a result of the AIM High program's implementation.
- Among a small percentage of public institutions designated as **Innovation and Economic Prosperity Universities** by the Association of Public and Land-grant Universities (APLU) — acknowledging NIU as a university working with public and private sector partners to support economic development.
- The most recent economic impact study conducted shows NIU's impact on its region is **\$583 million annually**, which is seven times the university's state appropriation.

5 Locations



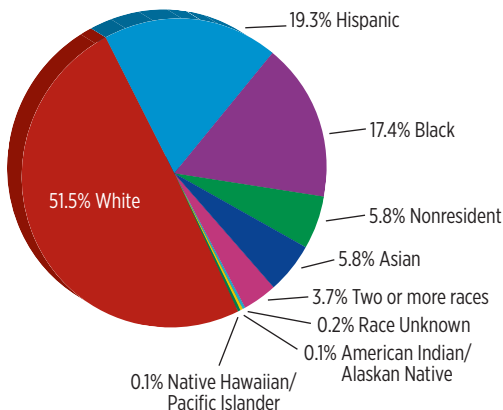
Profile of Students

Total Enrollment: 16,609
 Undergraduates: 12,131
 Graduate Students: 4,204
 Law Students: 274

More than **90%** of our undergraduates received some sort of federal aid, with one-third of students receiving a MAP Grant.

Illinois residents: **89.5%** of student population
 Out-of-state: **5%** of student population
 International: **5.5%** of student population

Ethnic/Racial Distribution



Alumni Network

245,000+ alumni of record, with **160,000+** living in Illinois.

NIU in House District 38 Debbie Meyers-Martin



154
2019 Enrollment

85
Pell Recipients

82
MAP Recipients

1,045
Alumni

1
Employees

21
Vendors

New Students

285
Total Applications

111
Accepted

54
Enrolled

Degrees Conferred

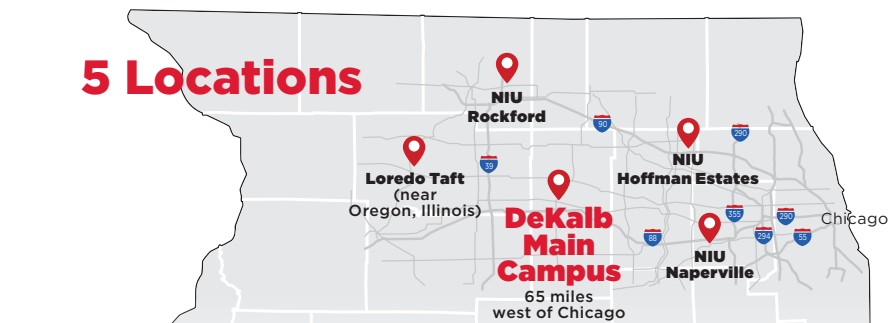
35 Undergraduate **5** Graduate



Northern Illinois University Fast Facts

- **Recognized by the Brookings Institution** as the top-ranking Illinois public university in terms of upward mobility outcomes coupled with high research opportunities.
- **Commitment to affordability:** NIU has held tuition flat for the past four academic years, offers the most affordable law school education in the state and awards more than \$20 million in institutional aid to students each year. This institutional aid amount is anticipated to increase by \$5 million in FY20 as a result of the AIM High program's implementation.
- Among a small percentage of public institutions designated as **Innovation and Economic Prosperity Universities** by the Association of Public and Land-grant Universities (APLU) — acknowledging NIU as a university working with public and private sector partners to support economic development.
- The most recent economic impact study conducted shows NIU's impact on its region is **\$583 million annually**, which is seven times the university's state appropriation.

5 Locations



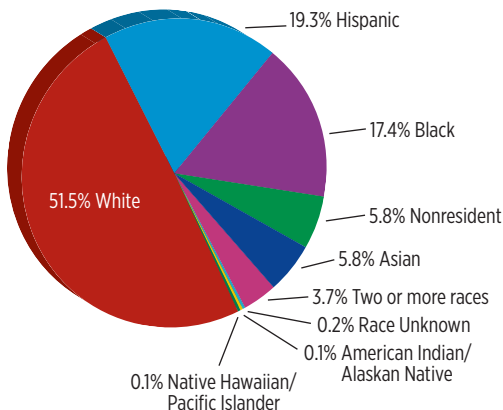
Profile of Students

Total Enrollment: 16,609
 Undergraduates: 12,131
 Graduate Students: 4,204
 Law Students: 274

More than **90%** of our undergraduates received some sort of federal aid, with one-third of students receiving a MAP Grant.

Illinois residents: **89.5%** of student population
 Out-of-state: **5%** of student population
 International: **5.5%** of student population

Ethnic/Racial Distribution




Alumni Network

245,000+ alumni of record, with **160,000+** living in Illinois.

NIU in House District 39

Will Guzzardi



41
2019 Enrollment



19
Pell Recipients



22
MAP Recipients



412
Alumni



4
Employees



8
Vendors

New Students



209
Total Applications



95
Accepted



13
Enrolled

Degrees Conferred

8

Undergraduate

1

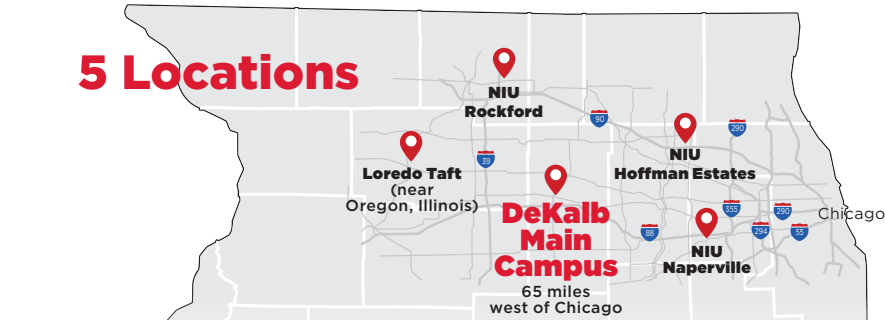
Graduate



Northern Illinois University Fast Facts

- **Recognized by the Brookings Institution** as the top-ranking Illinois public university in terms of upward mobility outcomes coupled with high research opportunities.
- **Commitment to affordability:** NIU has held tuition flat for the past four academic years, offers the most affordable law school education in the state and awards more than \$20 million in institutional aid to students each year. This institutional aid amount is anticipated to increase by \$5 million in FY20 as a result of the AIM High program's implementation.
- Among a small percentage of public institutions designated as **Innovation and Economic Prosperity Universities** by the Association of Public and Land-grant Universities (APLU) — acknowledging NIU as a university working with public and private sector partners to support economic development.
- The most recent economic impact study conducted shows NIU's impact on its region is **\$583 million annually**, which is seven times the university's state appropriation.

5 Locations



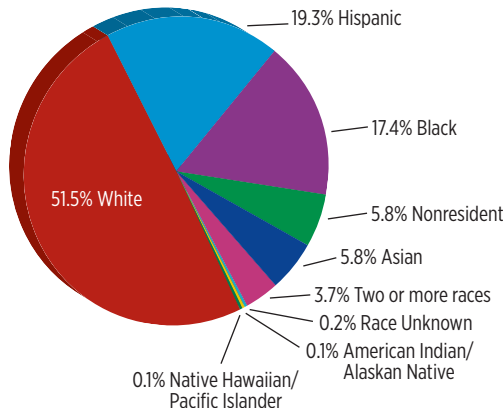
Profile of Students

Total Enrollment: 16,609
 Undergraduates: 12,131
 Graduate Students: 4,204
 Law Students: 274

More than **90%** of our undergraduates received some sort of federal aid, with one-third of students receiving a MAP Grant.

Illinois residents: **89.5%** of student population
 Out-of-state: **5%** of student population
 International: **5.5%** of student population

Ethnic/Racial Distribution



Alumni Network

245,000+ alumni of record, with **160,000+** living in Illinois.

NIU in House District 40 Jaime M. Andrade, Jr.



40
2019 Enrollment



15
Pell Recipients



18
MAP Recipients



472
Alumni



4
Employees



17
Vendors

New Students



161
Total Applications



75
Accepted



10
Enrolled

Degrees Conferred

7

Undergraduate

2

Graduate