



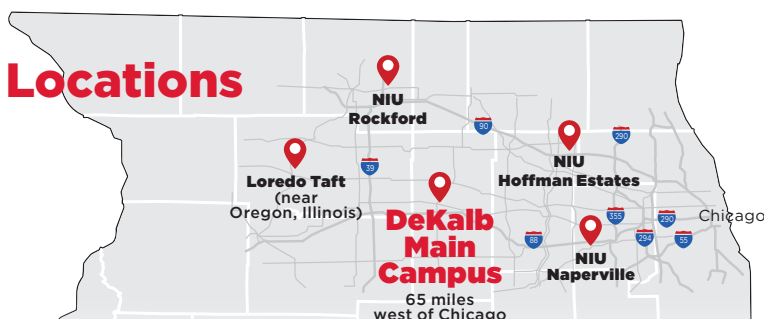
Northern Illinois  
University

# State House District 1

## NIU Fast Facts

- **Recognized by the Brookings Institution** as the top-ranking Illinois public university in terms of upward mobility outcomes coupled with high research opportunities.
- **Commitment to affordability:** NIU has held tuition flat for the past four academic years, offers the most affordable law school education in the state and awards more than \$20 million in institutional aid to students each year. This institutional aid amount is anticipated to increase by \$5 million in FY20 as a result of the AIM High program's implementation.
- Among a small percentage of public institutions designated as **Innovation and Economic Prosperity Universities** by the Association of Public and Land-grant Universities (APLU) — acknowledging NIU as a university working with public and private sector partners to support economic development.
- The most recent economic impact study conducted shows NIU's impact on its region is **\$583 million annually**, which is seven times the university's state appropriation.

## 5 Locations



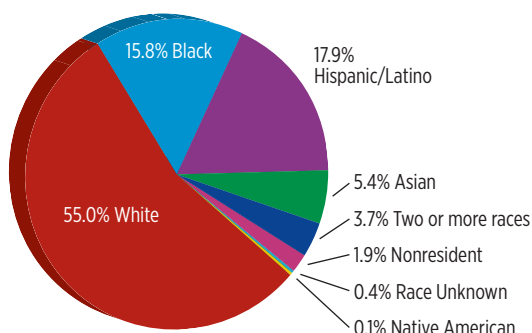
## Profile of Students

**Total Enrollment: 17,169**  
 Undergraduates: 12,788  
 Graduate Students: 4,121  
 Law Students: 260

More than **90%** of our undergraduates received some sort of federal aid, with one-third of students receiving a MAP Grant.

Illinois residents: **91%** of student population  
 Out-of-state: **4%** of student population  
 International: **5%** of student population

Ethnic/Racial Distribution



## Alumni Network

**240,000** alumni of record, with  
**150,000+** living in Illinois.

NIU in House District 1

**Aaron M. Ortiz**



**46**  
2017 Enrollment



**30**  
Pell Recipients



**30**  
MAP Recipients



**167**  
Alumni



**0**  
Employees



**6**  
Vendors

## New Students



**331**  
Total Applications



**162**  
Accepted



**23**  
Enrolled



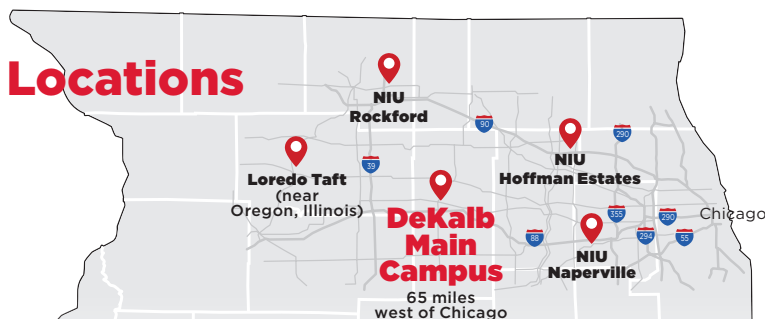
Northern Illinois  
University

# State House District 2

## NIU Fast Facts

- **Recognized by the Brookings Institution** as the top-ranking Illinois public university in terms of upward mobility outcomes coupled with high research opportunities.
- **Commitment to affordability:** NIU has held tuition flat for the past four academic years, offers the most affordable law school education in the state and awards more than \$20 million in institutional aid to students each year. This institutional aid amount is anticipated to increase by \$5 million in FY20 as a result of the AIM High program's implementation.
- Among a small percentage of public institutions designated as **Innovation and Economic Prosperity Universities** by the Association of Public and Land-grant Universities (APLU) — acknowledging NIU as a university working with public and private sector partners to support economic development.
- The most recent economic impact study conducted shows NIU's impact on its region is **\$583 million annually**, which is seven times the university's state appropriation.

## 5 Locations



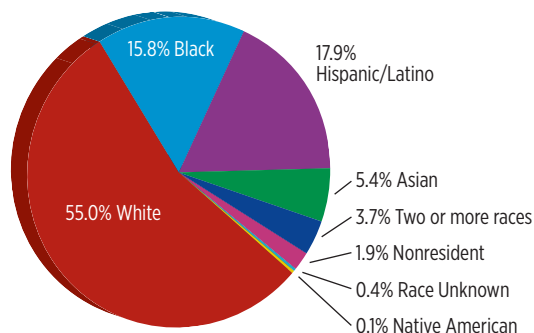
## Profile of Students

**Total Enrollment: 17,169**  
 Undergraduates: 12,788  
 Graduate Students: 4,121  
 Law Students: 260

More than **90%** of our undergraduates received some sort of federal aid, with one-third of students receiving a MAP Grant.

Illinois residents: **91%** of student population  
 Out-of-state: **4%** of student population  
 International: **5%** of student population

Ethnic/Racial Distribution



## Alumni Network

**240,000** alumni of record, with  
**150,000+** living in Illinois.

NIU in House District 2

*Theresa Mah*



**39**  
2017 Enrollment



**26**  
Pell Recipients



**24**  
MAP Recipients



**289**  
Alumni



**2**  
Employees



**32**  
Vendors

## New Students



**203**  
Total Applications



**108**  
Accepted



**17**  
Enrolled



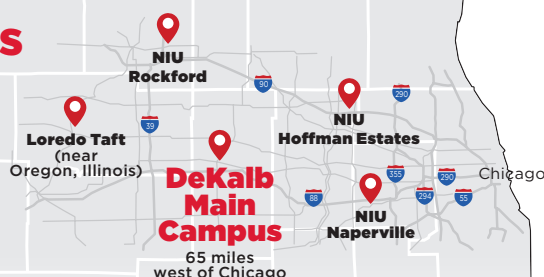
Northern Illinois  
University

# State House District 3

## NIU Fast Facts

- **Recognized by the Brookings Institution** as the top-ranking Illinois public university in terms of upward mobility outcomes coupled with high research opportunities.
- **Commitment to affordability:** NIU has held tuition flat for the past four academic years, offers the most affordable law school education in the state and awards more than \$20 million in institutional aid to students each year. This institutional aid amount is anticipated to increase by \$5 million in FY20 as a result of the AIM High program's implementation.
- Among a small percentage of public institutions designated as **Innovation and Economic Prosperity Universities** by the Association of Public and Land-grant Universities (APLU) — acknowledging NIU as a university working with public and private sector partners to support economic development.
- The most recent economic impact study conducted shows NIU's impact on its region is **\$583 million annually**, which is seven times the university's state appropriation.

## 5 Locations



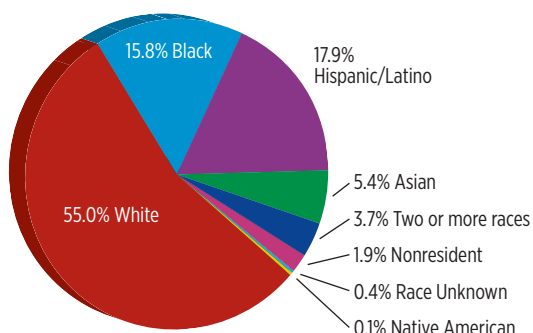
## Profile of Students

**Total Enrollment: 17,169**  
 Undergraduates: 12,788  
 Graduate Students: 4,121  
 Law Students: 260

More than **90%** of our undergraduates received some sort of federal aid, with one-third of students receiving a MAP Grant.

Illinois residents: **91%** of student population  
 Out-of-state: **4%** of student population  
 International: **5%** of student population

Ethnic/Racial Distribution



## Alumni Network

**240,000** alumni of record, with  
**150,000+** living in Illinois.

NIU in House District 3

*Luis Arroyo*



**52**  
2017 Enrollment



**34**  
Pell Recipients



**36**  
MAP Recipients



**259**  
Alumni



**2**  
Employees



**4**  
Vendors

## New Students



**309**  
Total Applications



**161**  
Accepted



**32**  
Enrolled



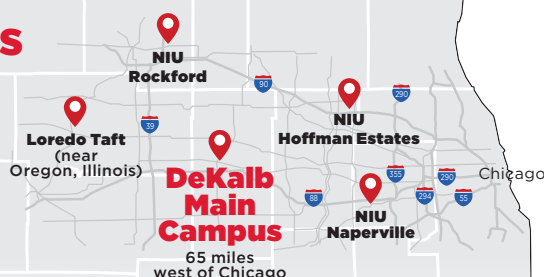
Northern Illinois  
University

# State House District 4

## NIU Fast Facts

- **Recognized by the Brookings Institution** as the top-ranking Illinois public university in terms of upward mobility outcomes coupled with high research opportunities.
- **Commitment to affordability:** NIU has held tuition flat for the past four academic years, offers the most affordable law school education in the state and awards more than \$20 million in institutional aid to students each year. This institutional aid amount is anticipated to increase by \$5 million in FY20 as a result of the AIM High program's implementation.
- Among a small percentage of public institutions designated as **Innovation and Economic Prosperity Universities** by the Association of Public and Land-grant Universities (APLU) — acknowledging NIU as a university working with public and private sector partners to support economic development.
- The most recent economic impact study conducted shows NIU's impact on its region is **\$583 million annually**, which is seven times the university's state appropriation.

## 5 Locations



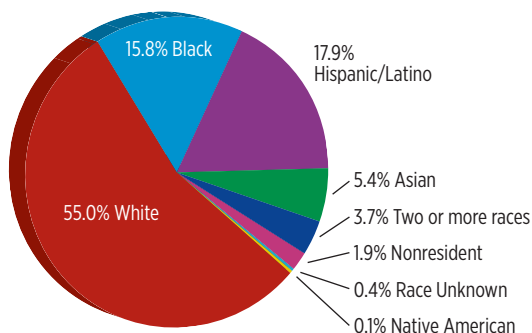
## Profile of Students

**Total Enrollment: 17,169**  
 Undergraduates: 12,788  
 Graduate Students: 4,121  
 Law Students: 260

More than **90%** of our undergraduates received some sort of federal aid, with one-third of students receiving a MAP Grant.

Illinois residents: **91%** of student population  
 Out-of-state: **4%** of student population  
 International: **5%** of student population

Ethnic/Racial Distribution



## Alumni Network

**240,000** alumni of record, with  
**150,000+** living in Illinois.

NIU in House District 4

*Delia C. Ramirez*



**41**  
2017 Enrollment



**26**  
Pell Recipients



**24**  
MAP Recipients



**448**  
Alumni



**10**  
Employees



**22**  
Vendors

## New Students



**181**  
Total Applications



**82**  
Accepted



**21**  
Enrolled



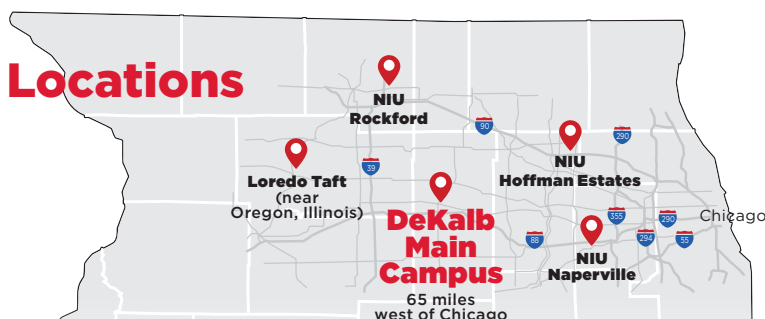
Northern Illinois  
University

# State House District 5

## NIU Fast Facts

- **Recognized by the Brookings Institution** as the top-ranking Illinois public university in terms of upward mobility outcomes coupled with high research opportunities.
- **Commitment to affordability:** NIU has held tuition flat for the past four academic years, offers the most affordable law school education in the state and awards more than \$20 million in institutional aid to students each year. This institutional aid amount is anticipated to increase by \$5 million in FY20 as a result of the AIM High program's implementation.
- Among a small percentage of public institutions designated as **Innovation and Economic Prosperity Universities** by the Association of Public and Land-grant Universities (APLU) — acknowledging NIU as a university working with public and private sector partners to support economic development.
- The most recent economic impact study conducted shows NIU's impact on its region is **\$583 million annually**, which is seven times the university's state appropriation.

## 5 Locations



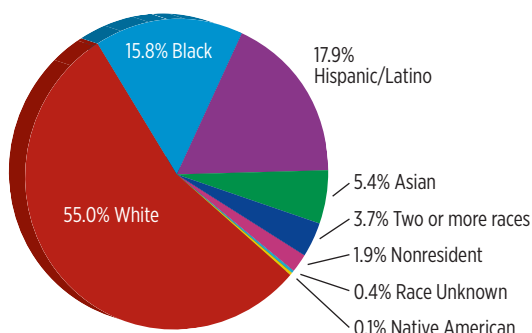
## Profile of Students

**Total Enrollment: 17,169**  
 Undergraduates: 12,788  
 Graduate Students: 4,121  
 Law Students: 260

More than **90%** of our undergraduates received some sort of federal aid, with one-third of students receiving a MAP Grant.

Illinois residents: **91%** of student population  
 Out-of-state: **4%** of student population  
 International: **5%** of student population

Ethnic/Racial Distribution



## Alumni Network

**240,000** alumni of record, with  
**150,000+** living in Illinois.

NIU in House District 5

*Lamont J. Robinson, Jr.*



**46**  
2017 Enrollment



**33**  
Pell Recipients



**30**  
MAP Recipients



**598**  
Alumni



**5**  
Employees



**99**  
Vendors

## New Students



**206**  
Total Applications



**72**  
Accepted



**22**  
Enrolled





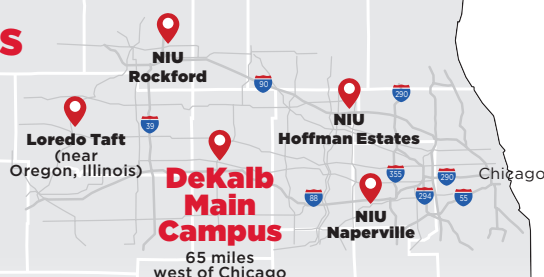
Northern Illinois  
University

# State House District 6

## NIU Fast Facts

- **Recognized by the Brookings Institution** as the top-ranking Illinois public university in terms of upward mobility outcomes coupled with high research opportunities.
- **Commitment to affordability:** NIU has held tuition flat for the past four academic years, offers the most affordable law school education in the state and awards more than \$20 million in institutional aid to students each year. This institutional aid amount is anticipated to increase by \$5 million in FY20 as a result of the AIM High program's implementation.
- Among a small percentage of public institutions designated as **Innovation and Economic Prosperity Universities** by the Association of Public and Land-grant Universities (APLU) — acknowledging NIU as a university working with public and private sector partners to support economic development.
- The most recent economic impact study conducted shows NIU's impact on its region is **\$583 million annually**, which is seven times the university's state appropriation.

## 5 Locations



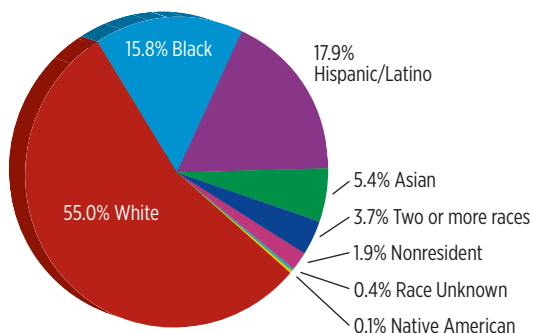
## Profile of Students

**Total Enrollment: 17,169**  
 Undergraduates: 12,788  
 Graduate Students: 4,121  
 Law Students: 260

More than **90%** of our undergraduates received some sort of federal aid, with one-third of students receiving a MAP Grant.

Illinois residents: **91%** of student population  
 Out-of-state: **4%** of student population  
 International: **5%** of student population

Ethnic/Racial Distribution



## Alumni Network

**240,000** alumni of record, with  
**150,000+** living in Illinois.

NIU in House District 6

*Sonya M. Harper*



**52**  
2017 Enrollment



**38**  
Pell Recipients



**37**  
MAP Recipients



**456**  
Alumni



**3**  
Employees



**68**  
Vendors

## New Students



**312**  
Total Applications



**125**  
Accepted



**31**  
Enrolled



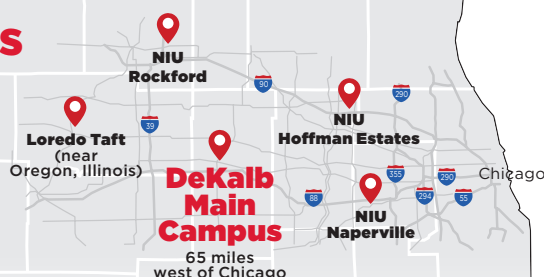
Northern Illinois  
University

# State House District 7

## NIU Fast Facts

- **Recognized by the Brookings Institution** as the top-ranking Illinois public university in terms of upward mobility outcomes coupled with high research opportunities.
- **Commitment to affordability:** NIU has held tuition flat for the past four academic years, offers the most affordable law school education in the state and awards more than \$20 million in institutional aid to students each year. This institutional aid amount is anticipated to increase by \$5 million in FY20 as a result of the AIM High program's implementation.
- Among a small percentage of public institutions designated as **Innovation and Economic Prosperity Universities** by the Association of Public and Land-grant Universities (APLU) — acknowledging NIU as a university working with public and private sector partners to support economic development.
- The most recent economic impact study conducted shows NIU's impact on its region is **\$583 million annually**, which is seven times the university's state appropriation.

## 5 Locations



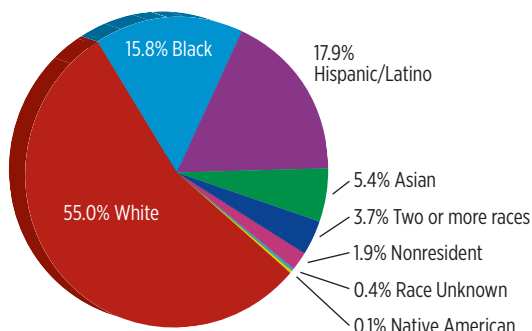
## Profile of Students

**Total Enrollment: 17,169**  
 Undergraduates: 12,788  
 Graduate Students: 4,121  
 Law Students: 260

More than **90%** of our undergraduates received some sort of federal aid, with one-third of students receiving a MAP Grant.

Illinois residents: **91%** of student population  
 Out-of-state: **4%** of student population  
 International: **5%** of student population

Ethnic/Racial Distribution



## Alumni Network

**240,000** alumni of record, with  
**150,000+** living in Illinois.

NIU in House District 7

*Emanuel "Chris" Welch*



**106**  
2017 Enrollment



**56**  
Pell Recipients



**49**  
MAP Recipients



**1,167**  
Alumni



**8**  
Employees



**25**  
Vendors

## New Students



**236**  
Total Applications



**117**  
Accepted



**56**  
Enrolled



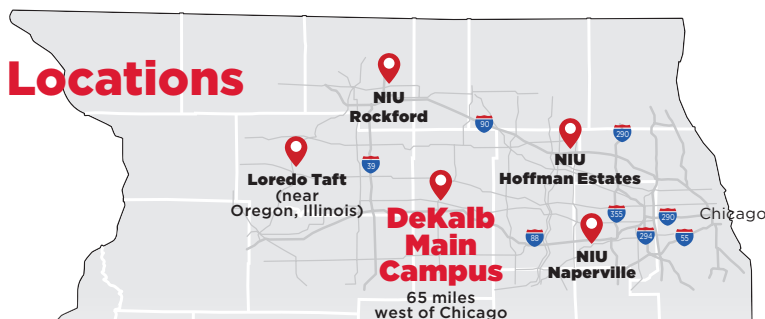
Northern Illinois  
University

# State House District 8

## NIU Fast Facts

- **Recognized by the Brookings Institution** as the top-ranking Illinois public university in terms of upward mobility outcomes coupled with high research opportunities.
- **Commitment to affordability:** NIU has held tuition flat for the past four academic years, offers the most affordable law school education in the state and awards more than \$20 million in institutional aid to students each year. This institutional aid amount is anticipated to increase by \$5 million in FY20 as a result of the AIM High program's implementation.
- Among a small percentage of public institutions designated as **Innovation and Economic Prosperity Universities** by the Association of Public and Land-grant Universities (APLU) — acknowledging NIU as a university working with public and private sector partners to support economic development.
- The most recent economic impact study conducted shows NIU's impact on its region is **\$583 million annually**, which is seven times the university's state appropriation.

## 5 Locations



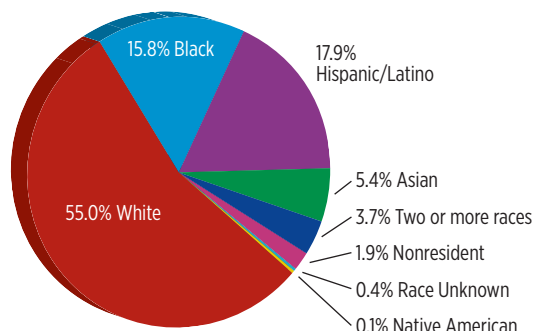
## Profile of Students

**Total Enrollment: 17,169**  
 Undergraduates: 12,788  
 Graduate Students: 4,121  
 Law Students: 260

More than **90%** of our undergraduates received some sort of federal aid, with one-third of students receiving a MAP Grant.

Illinois residents: **91%** of student population  
 Out-of-state: **4%** of student population  
 International: **5%** of student population

Ethnic/Racial Distribution



## Alumni Network

**240,000** alumni of record, with  
**150,000+** living in Illinois.

NIU in House District 8

*La Shawn K. Ford*



**85**  
2017 Enrollment



**50**  
Pell Recipients



**51**  
MAP Recipients



**875**  
Alumni



**6**  
Employees



**19**  
Vendors

## New Students



**303**  
Total Applications



**121**  
Accepted



**45**  
Enrolled





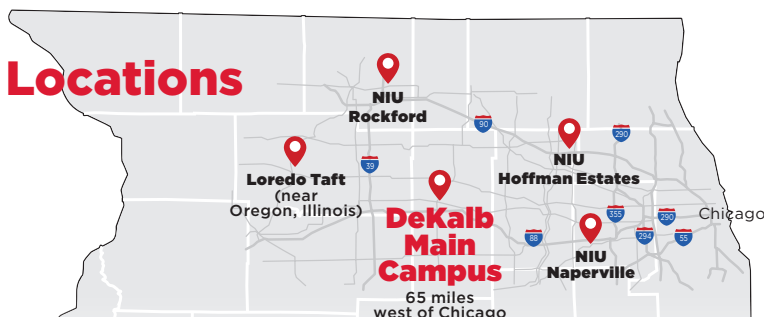
Northern Illinois  
University

# State House District 9

## NIU Fast Facts

- **Recognized by the Brookings Institution** as the top-ranking Illinois public university in terms of upward mobility outcomes coupled with high research opportunities.
- **Commitment to affordability:** NIU has held tuition flat for the past four academic years, offers the most affordable law school education in the state and awards more than \$20 million in institutional aid to students each year. This institutional aid amount is anticipated to increase by \$5 million in FY20 as a result of the AIM High program's implementation.
- Among a small percentage of public institutions designated as **Innovation and Economic Prosperity Universities** by the Association of Public and Land-grant Universities (APLU) — acknowledging NIU as a university working with public and private sector partners to support economic development.
- The most recent economic impact study conducted shows NIU's impact on its region is **\$583 million annually**, which is seven times the university's state appropriation.

## 5 Locations



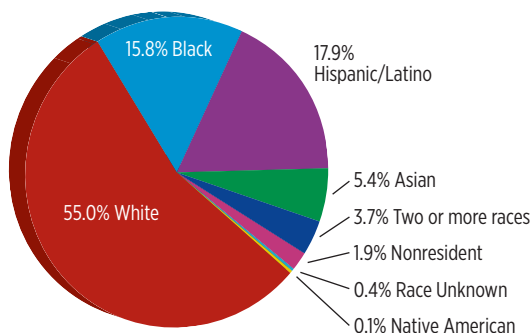
## Profile of Students

**Total Enrollment: 17,169**  
 Undergraduates: 12,788  
 Graduate Students: 4,121  
 Law Students: 260

More than **90%** of our undergraduates received some sort of federal aid, with one-third of students receiving a MAP Grant.

Illinois residents: **91%** of student population  
 Out-of-state: **4%** of student population  
 International: **5%** of student population

Ethnic/Racial Distribution



## Alumni Network

**240,000** alumni of record, with  
**150,000+** living in Illinois.

NIU in House District 9

*Arthur Turner*



**47**  
2017 Enrollment



**33**  
Pell Recipients



**33**  
MAP Recipients



**573**  
Alumni



**5**  
Employees



**53**  
Vendors

## New Students



**239**  
Total Applications



**86**  
Accepted



**28**  
Enrolled



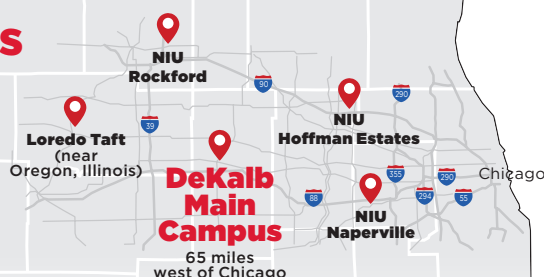
Northern Illinois  
University

# State House District 10

## NIU Fast Facts

- **Recognized by the Brookings Institution** as the top-ranking Illinois public university in terms of upward mobility outcomes coupled with high research opportunities.
- **Commitment to affordability:** NIU has held tuition flat for the past four academic years, offers the most affordable law school education in the state and awards more than \$20 million in institutional aid to students each year. This institutional aid amount is anticipated to increase by \$5 million in FY20 as a result of the AIM High program's implementation.
- Among a small percentage of public institutions designated as **Innovation and Economic Prosperity Universities** by the Association of Public and Land-grant Universities (APLU) — acknowledging NIU as a university working with public and private sector partners to support economic development.
- The most recent economic impact study conducted shows NIU's impact on its region is **\$583 million annually**, which is seven times the university's state appropriation.

## 5 Locations



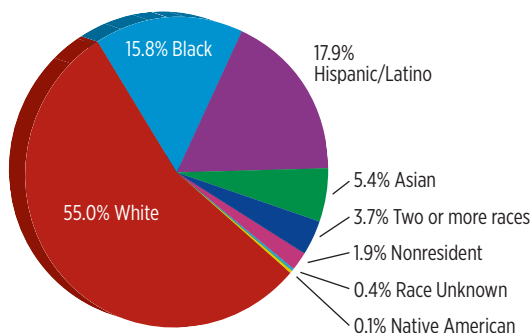
## Profile of Students

**Total Enrollment: 17,169**  
 Undergraduates: 12,788  
 Graduate Students: 4,121  
 Law Students: 260

More than **90%** of our undergraduates received some sort of federal aid, with one-third of students receiving a MAP Grant.

Illinois residents: **91%** of student population  
 Out-of-state: **4%** of student population  
 International: **5%** of student population

Ethnic/Racial Distribution



## Alumni Network

**240,000** alumni of record, with  
**150,000+** living in Illinois.

NIU in House District 10

*Melissa Conyears-Ervin*



**36**  
2017 Enrollment



**27**  
Pell Recipients



**26**  
MAP Recipients



**521**  
Alumni



**6**  
Employees



**25**  
Vendors

## New Students



**302**  
Total Applications



**99**  
Accepted



**21**  
Enrolled



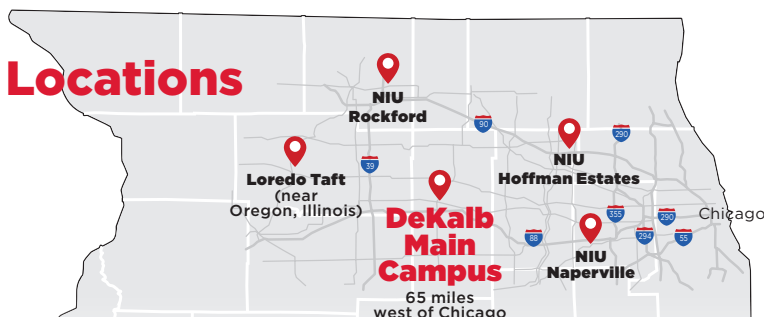
Northern Illinois  
University

# State House District 11

## NIU Fast Facts

- **Recognized by the Brookings Institution** as the top-ranking Illinois public university in terms of upward mobility outcomes coupled with high research opportunities.
- **Commitment to affordability:** NIU has held tuition flat for the past four academic years, offers the most affordable law school education in the state and awards more than \$20 million in institutional aid to students each year. This institutional aid amount is anticipated to increase by \$5 million in FY20 as a result of the AIM High program's implementation.
- Among a small percentage of public institutions designated as **Innovation and Economic Prosperity Universities** by the Association of Public and Land-grant Universities (APLU) — acknowledging NIU as a university working with public and private sector partners to support economic development.
- The most recent economic impact study conducted shows NIU's impact on its region is **\$583 million annually**, which is seven times the university's state appropriation.

## 5 Locations



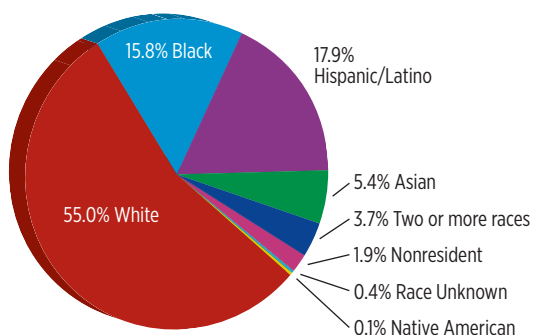
## Profile of Students

**Total Enrollment: 17,169**  
 Undergraduates: 12,788  
 Graduate Students: 4,121  
 Law Students: 260

More than **90%** of our undergraduates received some sort of federal aid, with one-third of students receiving a MAP Grant.

Illinois residents: **91%** of student population  
 Out-of-state: **4%** of student population  
 International: **5%** of student population

Ethnic/Racial Distribution



## Alumni Network

**240,000** alumni of record, with  
**150,000+** living in Illinois.

NIU in House District 11

*Ann M. Williams*



**24**  
2017 Enrollment



**6**  
Pell Recipients



**8**  
MAP Recipients



**912**  
Alumni



**5**  
Employees



**24**  
Vendors

## New Students



**47**  
Total Applications



**28**  
Accepted



**6**  
Enrolled



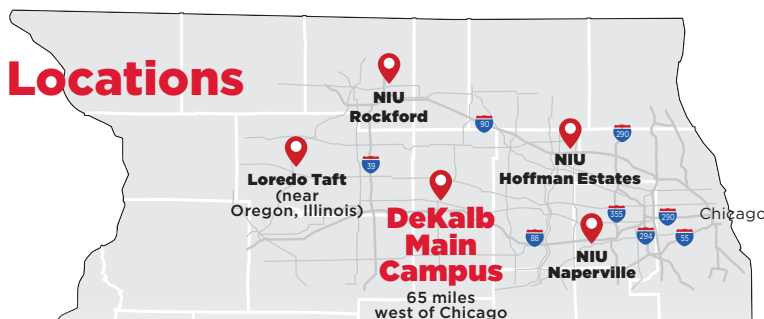
Northern Illinois  
University

# State House District 12

## NIU Fast Facts

- **Recognized by the Brookings Institution** as the top-ranking Illinois public university in terms of upward mobility outcomes coupled with high research opportunities.
- **Commitment to affordability:** NIU has held tuition flat for the past four academic years, offers the most affordable law school education in the state and awards more than \$20 million in institutional aid to students each year. This institutional aid amount is anticipated to increase by \$5 million in FY20 as a result of the AIM High program's implementation.
- Among a small percentage of public institutions designated as **Innovation and Economic Prosperity Universities** by the Association of Public and Land-grant Universities (APLU) — acknowledging NIU as a university working with public and private sector partners to support economic development.
- The most recent economic impact study conducted shows NIU's impact on its region is **\$583 million annually**, which is seven times the university's state appropriation.

## 5 Locations



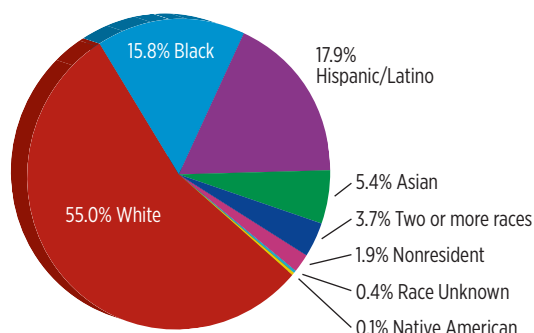
## Profile of Students

**Total Enrollment: 17,169**  
 Undergraduates: 12,788  
 Graduate Students: 4,121  
 Law Students: 260

More than **90%** of our undergraduates received some sort of federal aid, with one-third of students receiving a MAP Grant.

Illinois residents: **91%** of student population  
 Out-of-state: **4%** of student population  
 International: **5%** of student population

Ethnic/Racial Distribution



## Alumni Network

**240,000** alumni of record, with  
**150,000+** living in Illinois.

NIU in House District 12

*Sara Fiegenholtz*



**21**  
2017 Enrollment



**5**  
Pell Recipients



**5**  
MAP Recipients



**904**  
Alumni



**9**  
Employees



**25**  
Vendors

## New Students



**25**  
Total Applications



**12**  
Accepted



**5**  
Enrolled



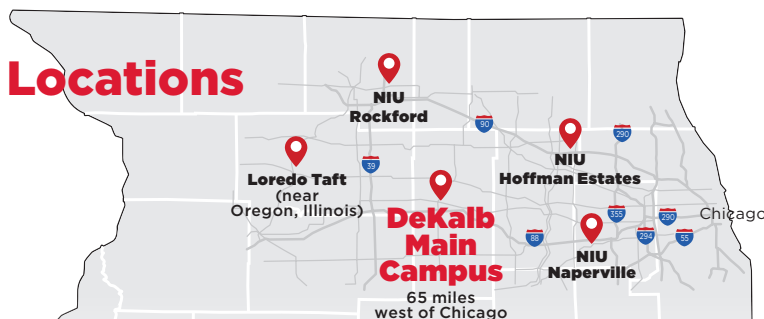
Northern Illinois  
University

# State House District 13

## NIU Fast Facts

- **Recognized by the Brookings Institution** as the top-ranking Illinois public university in terms of upward mobility outcomes coupled with high research opportunities.
- **Commitment to affordability:** NIU has held tuition flat for the past four academic years, offers the most affordable law school education in the state and awards more than \$20 million in institutional aid to students each year. This institutional aid amount is anticipated to increase by \$5 million in FY20 as a result of the AIM High program's implementation.
- Among a small percentage of public institutions designated as **Innovation and Economic Prosperity Universities** by the Association of Public and Land-grant Universities (APLU) — acknowledging NIU as a university working with public and private sector partners to support economic development.
- The most recent economic impact study conducted shows NIU's impact on its region is **\$583 million annually**, which is seven times the university's state appropriation.

## 5 Locations



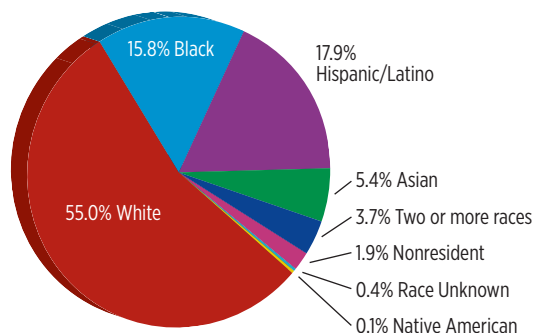
## Profile of Students

**Total Enrollment: 17,169**  
 Undergraduates: 12,788  
 Graduate Students: 4,121  
 Law Students: 260

More than **90%** of our undergraduates received some sort of federal aid, with one-third of students receiving a MAP Grant.

Illinois residents: **91%** of student population  
 Out-of-state: **4%** of student population  
 International: **5%** of student population

Ethnic/Racial Distribution



## Alumni Network

**240,000** alumni of record, with  
**150,000+** living in Illinois.

NIU in House District 13

*Gregory Harris*



**51**  
2017 Enrollment



**22**  
Pell Recipients



**21**  
MAP Recipients



**706**  
Alumni



**5**  
Employees



**20**  
Vendors

## New Students



**144**  
Total Applications



**76**  
Accepted



**18**  
Enrolled





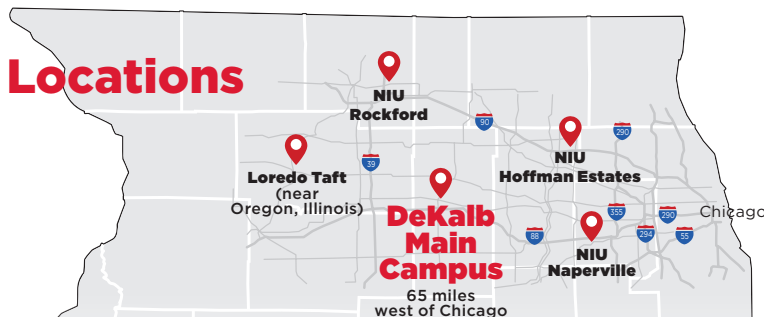
Northern Illinois  
University

# State House District 14

## NIU Fast Facts

- **Recognized by the Brookings Institution** as the top-ranking Illinois public university in terms of upward mobility outcomes coupled with high research opportunities.
- **Commitment to affordability:** NIU has held tuition flat for the past four academic years, offers the most affordable law school education in the state and awards more than \$20 million in institutional aid to students each year. This institutional aid amount is anticipated to increase by \$5 million in FY20 as a result of the AIM High program's implementation.
- Among a small percentage of public institutions designated as **Innovation and Economic Prosperity Universities** by the Association of Public and Land-grant Universities (APLU) — acknowledging NIU as a university working with public and private sector partners to support economic development.
- The most recent economic impact study conducted shows NIU's impact on its region is **\$583 million annually**, which is seven times the university's state appropriation.

## 5 Locations



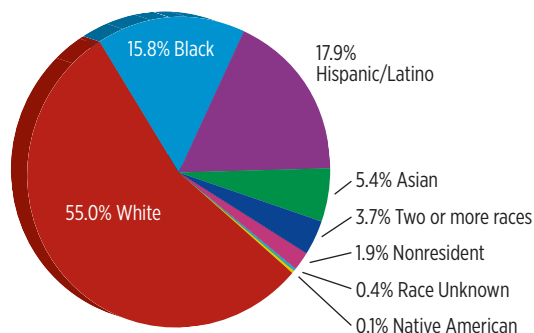
## Profile of Students

**Total Enrollment: 17,169**  
 Undergraduates: 12,788  
 Graduate Students: 4,121  
 Law Students: 260

More than **90%** of our undergraduates received some sort of federal aid, with one-third of students receiving a MAP Grant.

Illinois residents: **91%** of student population  
 Out-of-state: **4%** of student population  
 International: **5%** of student population

Ethnic/Racial Distribution



## Alumni Network

**240,000** alumni of record, with  
**150,000+** living in Illinois.

NIU in House District 14

*Kelly M. Cassidy*



**47**  
2017 Enrollment



**27**  
Pell Recipients



**27**  
MAP Recipients



**609**  
Alumni



**4**  
Employees



**25**  
Vendors

## New Students



**147**  
Total Applications



**71**  
Accepted



**18**  
Enrolled



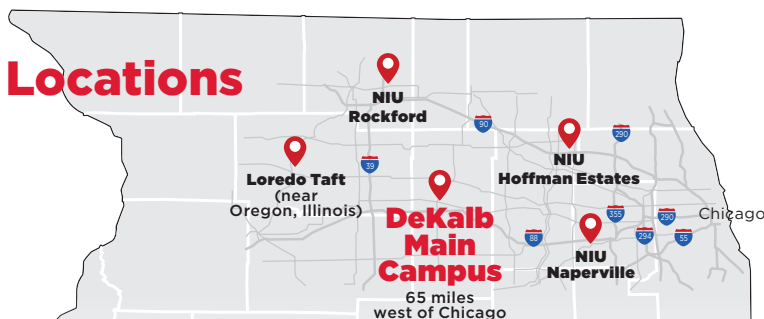
Northern Illinois  
University

# State House District 15

## NIU Fast Facts

- **Recognized by the Brookings Institution** as the top-ranking Illinois public university in terms of upward mobility outcomes coupled with high research opportunities.
- **Commitment to affordability:** NIU has held tuition flat for the past four academic years, offers the most affordable law school education in the state and awards more than \$20 million in institutional aid to students each year. This institutional aid amount is anticipated to increase by \$5 million in FY20 as a result of the AIM High program's implementation.
- Among a small percentage of public institutions designated as **Innovation and Economic Prosperity Universities** by the Association of Public and Land-grant Universities (APLU) — acknowledging NIU as a university working with public and private sector partners to support economic development.
- The most recent economic impact study conducted shows NIU's impact on its region is **\$583 million annually**, which is seven times the university's state appropriation.

## 5 Locations



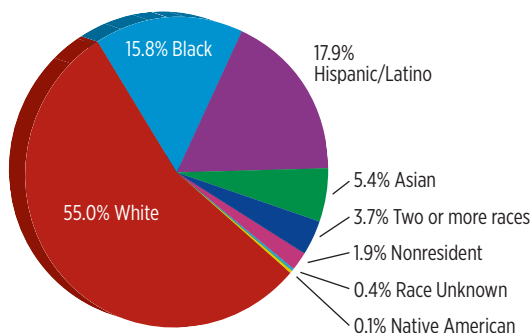
## Profile of Students

**Total Enrollment: 17,169**  
 Undergraduates: 12,788  
 Graduate Students: 4,121  
 Law Students: 260

More than **90%** of our undergraduates received some sort of federal aid, with one-third of students receiving a MAP Grant.

Illinois residents: **91%** of student population  
 Out-of-state: **4%** of student population  
 International: **5%** of student population

Ethnic/Racial Distribution



## Alumni Network

**240,000** alumni of record, with  
**150,000+** living in Illinois.

NIU in House District 15

*John C. D'Amico*



**71**  
2017 Enrollment



**23**  
Pell Recipients



**25**  
MAP Recipients



**887**  
Alumni



**2**  
Employees



**25**  
Vendors

## New Students



**142**  
Total Applications



**70**  
Accepted



**22**  
Enrolled



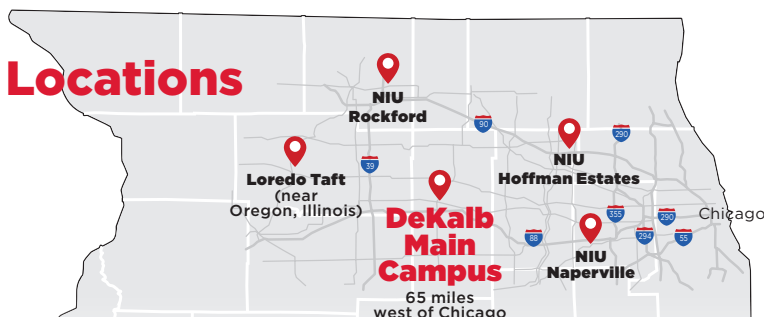
Northern Illinois  
University

# State House District 16

## NIU Fast Facts

- **Recognized by the Brookings Institution** as the top-ranking Illinois public university in terms of upward mobility outcomes coupled with high research opportunities.
- **Commitment to affordability:** NIU has held tuition flat for the past four academic years, offers the most affordable law school education in the state and awards more than \$20 million in institutional aid to students each year. This institutional aid amount is anticipated to increase by \$5 million in FY20 as a result of the AIM High program's implementation.
- Among a small percentage of public institutions designated as **Innovation and Economic Prosperity Universities** by the Association of Public and Land-grant Universities (APLU) — acknowledging NIU as a university working with public and private sector partners to support economic development.
- The most recent economic impact study conducted shows NIU's impact on its region is **\$583 million annually**, which is seven times the university's state appropriation.

## 5 Locations



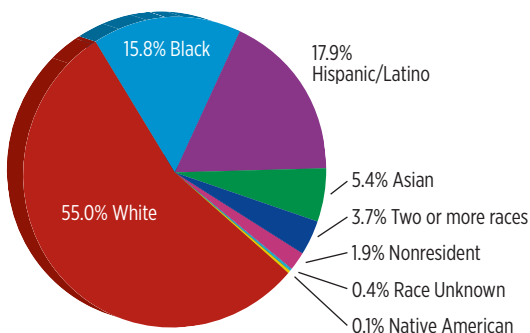
## Profile of Students

**Total Enrollment: 17,169**  
 Undergraduates: 12,788  
 Graduate Students: 4,121  
 Law Students: 260

More than **90%** of our undergraduates received some sort of federal aid, with one-third of students receiving a MAP Grant.

Illinois residents: **91%** of student population  
 Out-of-state: **4%** of student population  
 International: **5%** of student population

Ethnic/Racial Distribution



## Alumni Network

**240,000** alumni of record, with  
**150,000+** living in Illinois.

NIU in House District 16

*Lou Lang*



**56**  
2017 Enrollment



**28**  
Pell Recipients



**30**  
MAP Recipients



**672**  
Alumni



**2**  
Employees



**12**  
Vendors

## New Students



**135**  
Total Applications



**73**  
Accepted



**29**  
Enrolled



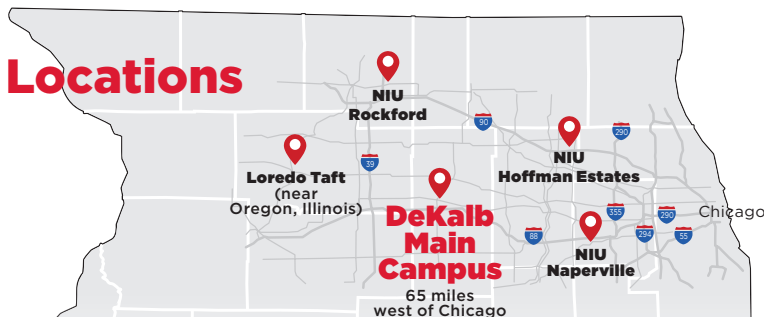
Northern Illinois  
University

# State House District 17

## NIU Fast Facts

- **Recognized by the Brookings Institution** as the top-ranking Illinois public university in terms of upward mobility outcomes coupled with high research opportunities.
- **Commitment to affordability:** NIU has held tuition flat for the past four academic years, offers the most affordable law school education in the state and awards more than \$20 million in institutional aid to students each year. This institutional aid amount is anticipated to increase by \$5 million in FY20 as a result of the AIM High program's implementation.
- Among a small percentage of public institutions designated as **Innovation and Economic Prosperity Universities** by the Association of Public and Land-grant Universities (APLU) — acknowledging NIU as a university working with public and private sector partners to support economic development.
- The most recent economic impact study conducted shows NIU's impact on its region is **\$583 million annually**, which is seven times the university's state appropriation.

## 5 Locations



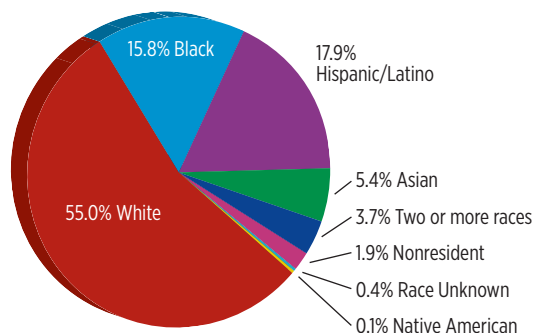
## Profile of Students

**Total Enrollment: 17,169**  
 Undergraduates: 12,788  
 Graduate Students: 4,121  
 Law Students: 260

More than **90%** of our undergraduates received some sort of federal aid, with one-third of students receiving a MAP Grant.

Illinois residents: **91%** of student population  
 Out-of-state: **4%** of student population  
 International: **5%** of student population

Ethnic/Racial Distribution



## Alumni Network

**240,000** alumni of record, with  
**150,000+** living in Illinois.

NIU in House District 17

*Jennifer Gong-Gershowitz*



**70**  
2017 Enrollment



**27**  
Pell Recipients



**24**  
MAP Recipients



**1,203**  
Alumni



**7**  
Employees



**24**  
Vendors

## New Students



**108**  
Total Applications



**57**  
Accepted



**19**  
Enrolled



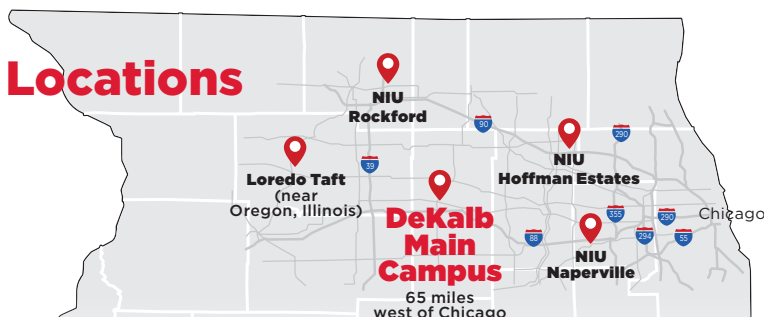
Northern Illinois  
University

# State House District 18

## NIU Fast Facts

- **Recognized by the Brookings Institution** as the top-ranking Illinois public university in terms of upward mobility outcomes coupled with high research opportunities.
- **Commitment to affordability:** NIU has held tuition flat for the past four academic years, offers the most affordable law school education in the state and awards more than \$20 million in institutional aid to students each year. This institutional aid amount is anticipated to increase by \$5 million in FY20 as a result of the AIM High program's implementation.
- Among a small percentage of public institutions designated as **Innovation and Economic Prosperity Universities** by the Association of Public and Land-grant Universities (APLU) — acknowledging NIU as a university working with public and private sector partners to support economic development.
- The most recent economic impact study conducted shows NIU's impact on its region is **\$583 million annually**, which is seven times the university's state appropriation.

## 5 Locations



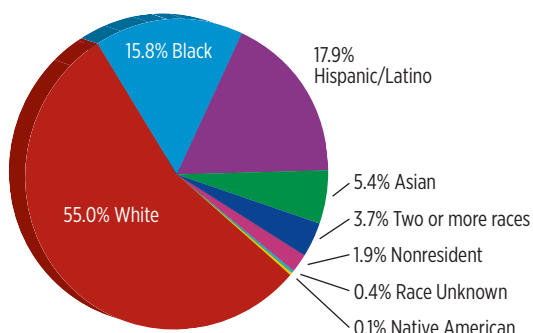
## Profile of Students

**Total Enrollment: 17,169**  
 Undergraduates: 12,788  
 Graduate Students: 4,121  
 Law Students: 260

More than **90%** of our undergraduates received some sort of federal aid, with one-third of students receiving a MAP Grant.

Illinois residents: **91%** of student population  
 Out-of-state: **4%** of student population  
 International: **5%** of student population

Ethnic/Racial Distribution



## Alumni Network

**240,000** alumni of record, with  
**150,000+** living in Illinois.

NIU in House District 18

*Robyn Gabel*



**45**  
2017 Enrollment



**20**  
Pell Recipients



**18**  
MAP Recipients



**904**  
Alumni



**6**  
Employees



**36**  
Vendors

## New Students



**88**  
Total Applications



**57**  
Accepted



**19**  
Enrolled





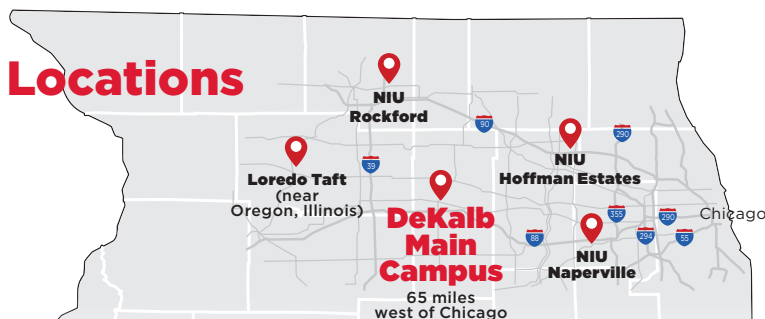
Northern Illinois  
University

# State House District 19

## NIU Fast Facts

- **Recognized by the Brookings Institution** as the top-ranking Illinois public university in terms of upward mobility outcomes coupled with high research opportunities.
- **Commitment to affordability:** NIU has held tuition flat for the past four academic years, offers the most affordable law school education in the state and awards more than \$20 million in institutional aid to students each year. This institutional aid amount is anticipated to increase by \$5 million in FY20 as a result of the AIM High program's implementation.
- Among a small percentage of public institutions designated as **Innovation and Economic Prosperity Universities** by the Association of Public and Land-grant Universities (APLU) — acknowledging NIU as a university working with public and private sector partners to support economic development.
- The most recent economic impact study conducted shows NIU's impact on its region is **\$583 million annually**, which is seven times the university's state appropriation.

## 5 Locations



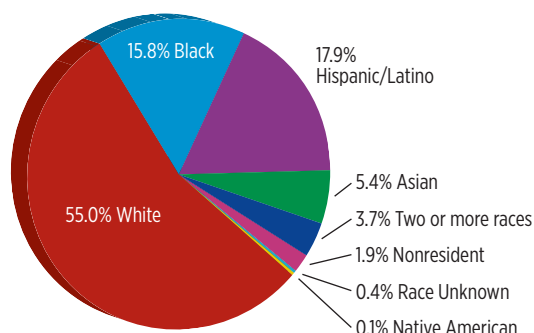
## Profile of Students

**Total Enrollment: 17,169**  
 Undergraduates: 12,788  
 Graduate Students: 4,121  
 Law Students: 260

More than **90%** of our undergraduates received some sort of federal aid, with one-third of students receiving a MAP Grant.

Illinois residents: **91%** of student population  
 Out-of-state: **4%** of student population  
 International: **5%** of student population

Ethnic/Racial Distribution



## Alumni Network

**240,000** alumni of record, with  
**150,000+** living in Illinois.

NIU in House District 19

*Robert Martwick*



**70**  
2017 Enrollment



**19**  
Pell Recipients



**23**  
MAP Recipients



**672**  
Alumni



**7**  
Employees



**12**  
Vendors

## New Students



**167**  
Total Applications



**111**  
Accepted



**22**  
Enrolled



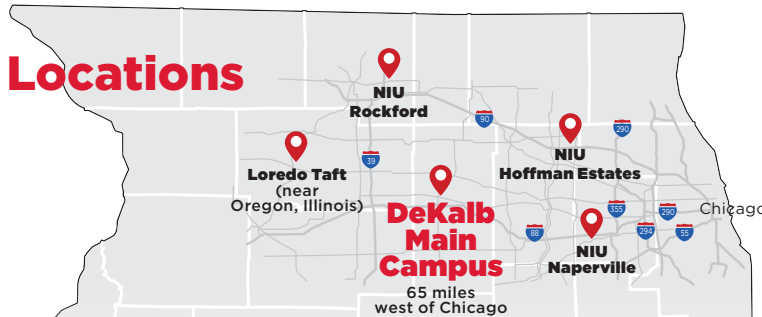
Northern Illinois  
University

# State House District 20

## NIU Fast Facts

- **Recognized by the Brookings Institution** as the top-ranking Illinois public university in terms of upward mobility outcomes coupled with high research opportunities.
- **Commitment to affordability:** NIU has held tuition flat for the past four academic years, offers the most affordable law school education in the state and awards more than \$20 million in institutional aid to students each year. This institutional aid amount is anticipated to increase by \$5 million in FY20 as a result of the AIM High program's implementation.
- Among a small percentage of public institutions designated as **Innovation and Economic Prosperity Universities** by the Association of Public and Land-grant Universities (APLU) — acknowledging NIU as a university working with public and private sector partners to support economic development.
- The most recent economic impact study conducted shows NIU's impact on its region is **\$583 million annually**, which is seven times the university's state appropriation.

## 5 Locations



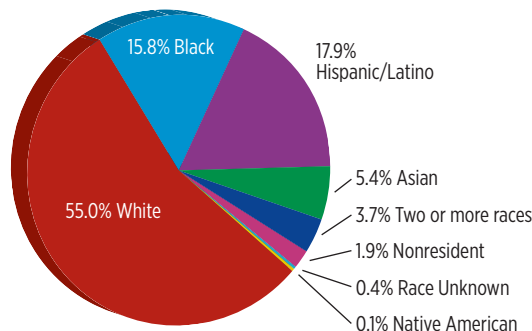
## Profile of Students

**Total Enrollment: 17,169**  
 Undergraduates: 12,788  
 Graduate Students: 4,121  
 Law Students: 260

More than **90%** of our undergraduates received some sort of federal aid, with one-third of students receiving a MAP Grant.

Illinois residents: **91%** of student population  
 Out-of-state: **4%** of student population  
 International: **5%** of student population

Ethnic/Racial Distribution



## Alumni Network

**240,000** alumni of record, with  
**150,000+** living in Illinois.

NIU in House District 20

*Michael P. McAuliffe*



**101**  
2017 Enrollment



**39**  
Pell Recipients



**41**  
MAP Recipients



**992**  
Alumni



**2**  
Employees



**19**  
Vendors

## New Students



**132**  
Total Applications



**84**  
Accepted



**22**  
Enrolled